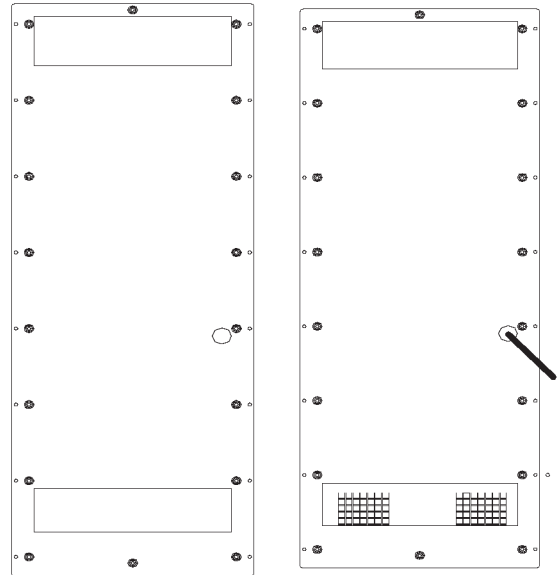
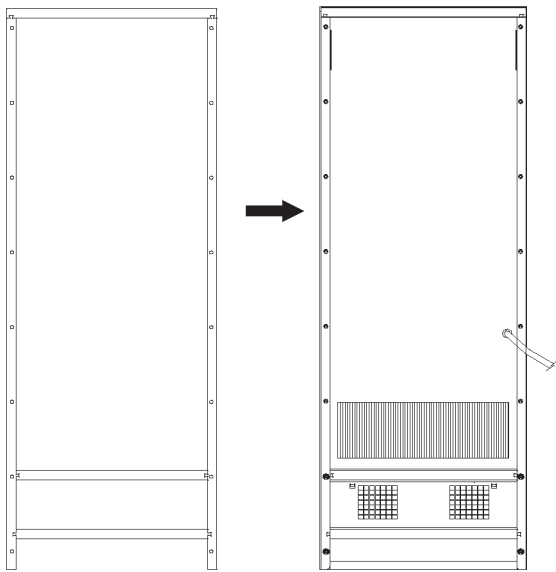




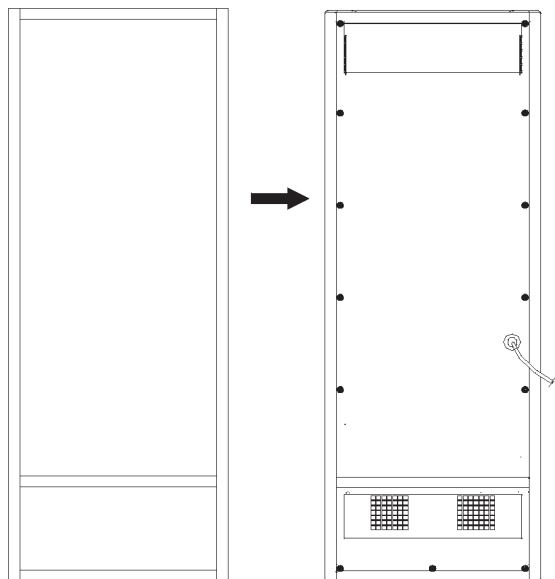
# M52 SIDE MOUNTING ADAPTER PLATE - BOLT MOUNT INSTALLATION INSTRUCTIONS

1) Apply gasket kit (52-1000-50) to rear of unit. Be sure the holes in the gasket align with the holes (PEMS) in unit. This gasket will be “sandwiched” between the unit and adapter plate.

2) Apply adapter plate (52-2300-00) to unit with 16 bolts and 2 screws.



3) Apply gasket kit (52-6061-00) to adapter plate (52-2300-00).



4) Mount unit with adapter plate to enclosure.