



01

Floor Standing Enclosures

1

Mild steel, Indoor

Combinable single/double door, MCS/MCD/MCS-HP	12
Flange mount disconnect, MCF	36
19" ICT rack, MCI	42
Compact single/double door, MKS / MKD	46

Stainless steel, Outdoor

Combinable single/double door, MCSS/MCDS/MCSS-HP	60
Compact single/double door, EKSS/EKDS	76

Aluminium, Outdoor

Combinable, double wall, ECOM	234
Compact, double wall, EKOM	238
Compact, single wall, EKOM-SW	242

Galvanized steel, EMC

Single door, MCSE	252
-------------------------	-----

Accessories

Steel dedicated accessories	88
Mounting plates	90
Profiles	102
Modular system	119
19" mounting	124
Shelves	157
Enclosure fixation	160
Full height doors	172
Locking	188
Interlocking system	200
Partial doors	204
Baying & Lifting	212
Thermal	222
Cabling	225
Earthing	231
Protection	233
Aluminium outdoor dedicated accessories	249
EMC dedicated accessories	256

Floor Standing Enclosures

Steel Range | Mild Steel

Combinable, single door | MCS

IP 55 | TYPE 12, 13 | IK 10



**Material:**

Frame: 1.5 mm painted steel. Door: 2 mm painted steel. Rear, roof and side panels: 1.5 mm painted steel. Mounting plate: 3 mm galvanized steel. Bottom plates: 1 mm galvanized steel.

Frame:

Seam welded reversed open profiles with 25 mm hole pattern, according to DIN 43660. Including integrated external hole pattern.

Door:

Mounted with four hinges allowing left or right hand opening. Including door frame with 25 mm hole pattern.

Rear panel:

Fitted by M6 torx screws. Standard facilities for rear door mounting.

Side panels:

Supplied as an accessory.

Roof panel:

Removable.

Lock:

Espagnolette 4-point locking system. Does not interfere with the enclosure inner space. Standard double-bit lock with 3 mm insert. Standard inserts, cylinders, lift handles and T-handles are available as accessories.

Bottom plates:

Consists of three or four (D>600) pieces.

Mounting plate:

Double folded and slides into position. Adjustable in depth by steps of 25 mm, with the MPD02 accessory. Supplied, attached on the outside of the enclosure packaging.

Earthing:

All panels are earthed through their fittings and are equipped with a separate earthing stud.

Finish:

RAL 7035 structured powder coating.

Protection:

Complies with IP 55 | TYPE 12, 13 | IK 10.

Mounting requirements:

Standard delivery ready for combined installation. For stand-alone installation add side panels.

Delivery:

Frame with fitted door, rear panel, roof panel, bottom plates, mounting plate (not included for PER5 version) and door frame. For 400 mm wide enclosures, a mounting plate, bottom plates and door frame are not included. For enclosures 2200 mm height, delivery includes two CMB profiles mounted in depth. Delivery also includes earthing bolts. Delivered on a pallet which is identical to the width of the enclosure to allow baying without removal. All packing material is recyclable.



Dimensional table | MCS

IP 55 | TYPE 12, 13 | IK 10

With mounting plate

Enclosure dimensions			Mounting plate dimensions		Usable depth	Item no.
H	W	D	h	w	d	
1800	500	500	1694	394	459	MCS18055R5
1800	600	400	1694	494	359	MCS18064R5
1800	600	500	1694	494	459	MCS18065R5
1800	600	600	1694	494	559	MCS18066R5
1800	800	400	1694	694	359	MCS18084R5
1800	800	500	1694	694	459	MCS18085R5
1800	800	600	1694	694	559	MCS18086R5
1800	1000	400	1694	894	359	MCS18104R5
1800	1000	500	1694	894	459	MCS18105R5
1800	1000	600	1694	894	559	MCS18106R5
2000	500	500	1894	394	459	MCS20055R5
2000	600	400	1894	494	359	MCS20064R5
2000	600	500	1894	494	459	MCS20065R5
2000	600	600	1894	494	559	MCS20066R5
2000	600	800	1894	494	759	MCS20068R5
2000	800	400	1894	694	359	MCS20084R5
2000	800	500	1894	694	459	MCS20085R5
2000	800	600	1894	694	559	MCS20086R5
2000	800	800	1894	694	759	MCS20088R5
2000	1000	400	1894	894	359	MCS20104R5
2000	1000	500	1894	894	459	MCS20105R5
2000	1000	600	1894	894	559	MCS20106R5
2000	1000	800	1894	894	759	MCS20108R5
2200	600	600	2094	494	559	MCS22066R5
2200	600	800	2094	494	759	MCS22068R5
2200	800	600	2094	694	559	MCS22086R5
2200	800	800	2094	694	759	MCS22088R5

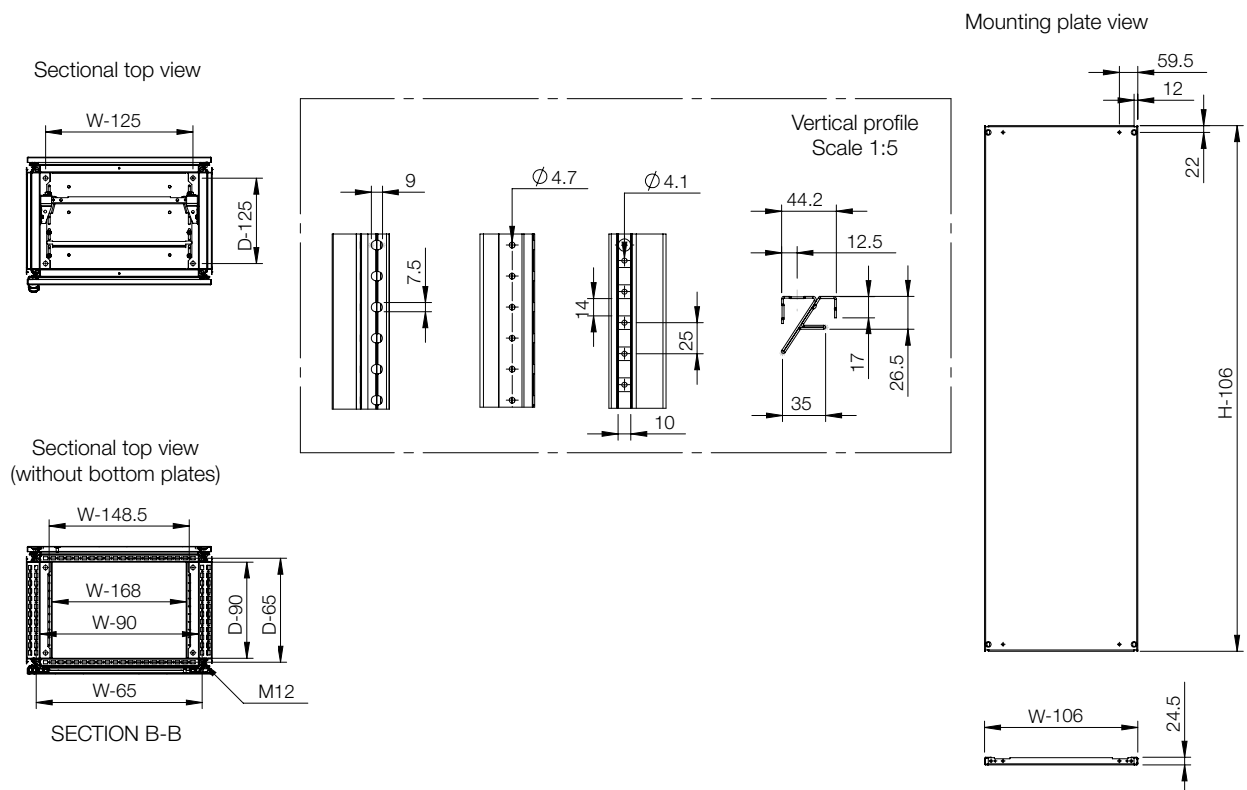
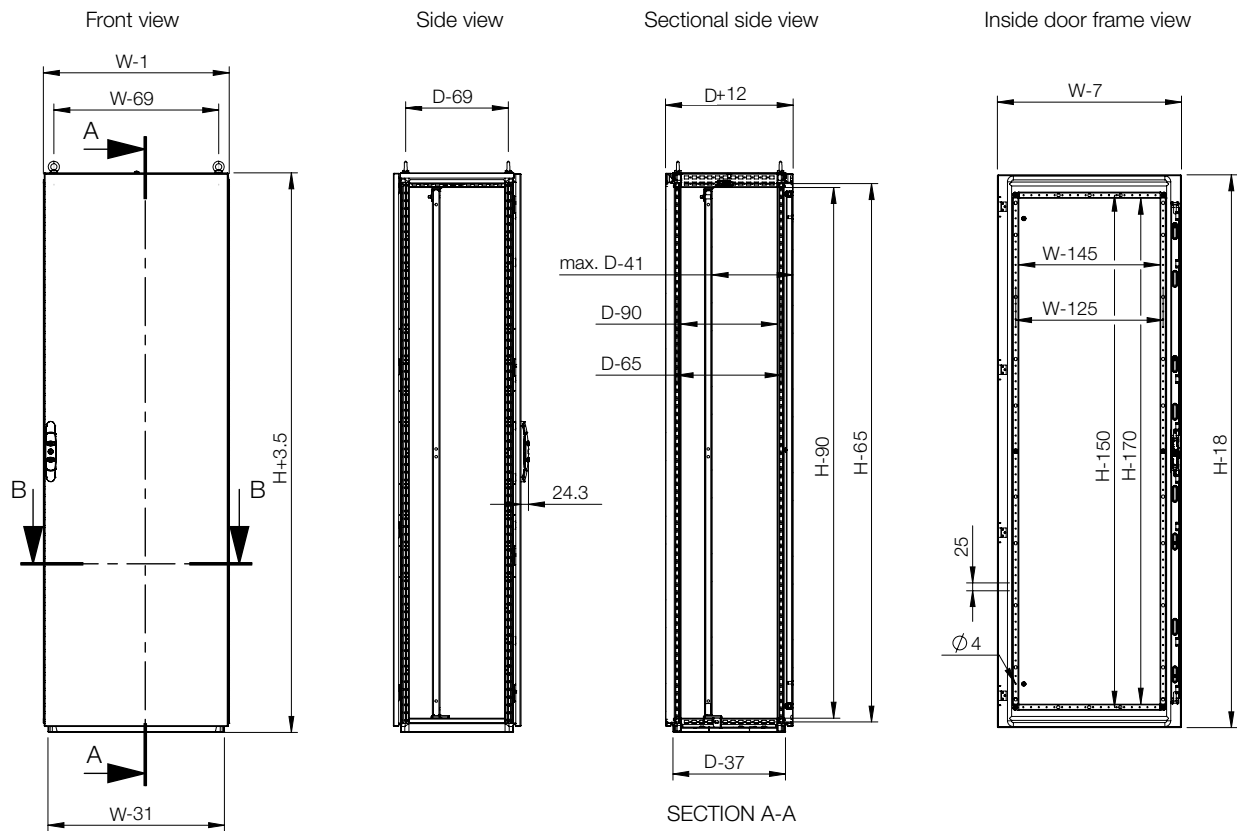
Without mounting plate

Enclosure dimensions			Item no.
H	W	D	
1800	500	500	MCS18055PER5
1800	600	400	MCS18064PER5
1800	600	500	MCS18065PER5
1800	600	600	MCS18066PER5
1800	800	400	MCS18084PER5
1800	800	500	MCS18085PER5
1800	800	600	MCS18086PER5
1800	1000	400	MCS18104PER5
1800	1000	500	MCS18105PER5
1800	1000	600	MCS18106PER5
2000	500	500	MCS20055PER5
2000	600	400	MCS20064PER5
2000	600	500	MCS20065PER5
2000	600	600	MCS20066PER5
2000	600	800	MCS20068PER5
2000	800	400	MCS20084PER5
2000	800	500	MCS20085PER5
2000	800	600	MCS20086PER5
2000	800	800	MCS20088PER5
2000	1000	400	MCS20104PER5
2000	1000	500	MCS20105PER5
2000	1000	600	MCS20106PER5
2000	1000	800	MCS20108PER5
2200	600	600	MCS22066PER5
2200	600	800	MCS22068PER5
2200	800	600	MCS22086PER5
2200	800	800	MCS22088PER5

Cable enclosures: without MP, bottom plates and door frame

Enclosure dimensions			Item no.
H	W	D	
1800	400	400	MCS18044R5
1800	400	500	MCS18045R5
1800	400	600	MCS18046R5
2000	400	400	MCS20044R5
2000	400	500	MCS20045R5
2000	400	600	MCS20046R5
2000	400	800	MCS20048R5

Dimensional drawing | MCS














01

Floor Standing Enclosures













Accessories selection matrix | MCS

										
Enclosure				Mounting						
	H	W	D	Mounting plate	Wide mounting plate *	Transversal sliding profiles	Mounting profile, in H	Mounting profile, in W	Outer mounting profile, in W	Outer mounting profile, in D
MCS18044R5	1800	400	400	MP1804	-	-	CLPF1800	CLPF400	CLPO400	CLPO400
MCS18045R5	1800	400	500	MP1804	-	-	CLPF1800	CLPF400	CLPO400	CLPO500
MCS18046R5	1800	400	600	MP1804	-	-	CLPF1800	CLPF400	CLPO400	CLPO600
MCS18055R5	1800	500	500	MP1805	MPW1805	MTS500	CLPF1800	CLPF500	CLPO500	CLPO500
MCS18064R5	1800	600	400	MP1806	MPW1806	MTS600	CLPF1800	CLPF600	CLPO600	CLPO400
MCS18065R5	1800	600	500	MP1806	MPW1806	MTS600	CLPF1800	CLPF600	CLPO600	CLPO500
MCS18066R5	1800	600	600	MP1806	MPW1806	MTS600	CLPF1800	CLPF600	CLPO600	CLPO600
MCS18084R5	1800	800	400	MP1808	MPW1808	MTS800	CLPF1800	CLPF800	CLPO800	CLPO400
MCS18085R5	1800	800	500	MP1808	MPW1808	MTS800	CLPF1800	CLPF800	CLPO800	CLPO500
MCS18086R5	1800	800	600	MP1808	MPW1808	MTS800	CLPF1800	CLPF800	CLPO800	CLPO600
MCS18104R5	1800	1000	400	MP1810	MPW1810	MTS1000	CLPF1800	CLPF1000	CLPO1000	CLPO400
MCS18105R5	1800	1000	500	MP1810	MPW1810	MTS1000	CLPF1800	CLPF1000	CLPO1000	CLPO500
MCS18106R5	1800	1000	600	MP1810	MPW1810	MTS1000	CLPF1800	CLPF1000	CLPO1000	CLPO600
MCS20044R5	2000	400	400	MP2004	-	-	CLPF2000	CLPF400	CLPO400	CLPO400
MCS20045R5	2000	400	500	MP2004	-	-	CLPF2000	CLPF400	CLPO400	CLPO500
MCS20046R5	2000	400	600	MP2004	-	-	CLPF2000	CLPF400	CLPO400	CLPO600
MCS20048R5	2000	400	800	MP2004	-	-	CLPF2000	CLPF400	CLPO400	CLPO800
MCS20055R5	2000	500	500	MP2005	MPW2005	MTS500	CLPF2000	CLPF500	CLPO500	CLPO500
MCS20064R5	2000	600	400	MP2006	MPW2006	MTS600	CLPF2000	CLPF600	CLPO600	CLPO400
MCS20065R5	2000	600	500	MP2006	MPW2006	MTS600	CLPF2000	CLPF600	CLPO600	CLPO500
MCS20066R5	2000	600	600	MP2006	MPW2006	MTS600	CLPF2000	CLPF600	CLPO600	CLPO600
MCS20068R5	2000	600	800	MP2006	MPW2006	MTS600	CLPF2000	CLPF600	CLPO600	CLPO800
MCS20084R5	2000	800	400	MP2008	MPW2008	MTS800	CLPF2000	CLPF800	CLPO800	CLPO400
MCS20085R5	2000	800	500	MP2008	MPW2008	MTS800	CLPF2000	CLPF800	CLPO800	CLPO500
MCS20086R5	2000	800	600	MP2008	MPW2008	MTS800	CLPF2000	CLPF800	CLPO800	CLPO600
MCS20088R5	2000	800	800	MP2008	MPW2008	MTS800	CLPF2000	CLPF800	CLPO800	CLPO800
MCS20104R5	2000	1000	400	MP2010	MPW2010	MTS1000	CLPF2000	CLPF1000	CLPO1000	CLPO400
MCS20105R5	2000	1000	500	MP2010	MPW2010	MTS1000	CLPF2000	CLPF1000	CLPO1000	CLPO500
MCS20106R5	2000	1000	600	MP2010	MPW2010	MTS1000	CLPF2000	CLPF1000	CLPO1000	CLPO600
MCS20108R5	2000	1000	800	MP2010	MPW2010	MTS1000	CLPF2000	CLPF1000	CLPO1000	CLPO800
MCS22066R5	2200	600	600	MP2206	-	MTS600	CLPF2200	CLPF600	CLPO600	CLPO600
MCS22068R5	2200	600	800	MP2206	-	MTS600	CLPF2200	CLPF600	CLPO600	CLPO800
MCS22086R5	2200	800	600	MP2208	-	MTS800	CLPF2200	CLPF800	CLPO800	CLPO600
MCS22088R5	2200	800	800	MP2208	-	MTS800	CLPF2200	CLPF800	CLPO800	CLPO800
* MTS is required.										





							
Enclosure				Mounting			
	H	W	D	Mounting profile, in D	Click in profile, in W	Click in profile, in D	Side mounting bar
MCS18044R5	1800	400	400	CLPF400	CLPK400	CLPK400	CMB402
MCS18045R5	1800	400	500	CLPF500	CLPK400	CLPK500	CMB502
MCS18046R5	1800	400	600	CLPF600	CLPK400	CLPK600	CMB602
MCS18055R5	1800	500	500	CLPF500	CLPK500	CLPK500	CMB502
MCS18064R5	1800	600	400	CLPF400	CLPK600	CLPK400	CMB402
MCS18065R5	1800	600	500	CLPF500	CLPK600	CLPK500	CMB502
MCS18066R5	1800	600	600	CLPF600	CLPK600	CLPK600	CMB602
MCS18084R5	1800	800	400	CLPF400	CLPK800	CLPK400	CMB402
MCS18085R5	1800	800	500	CLPF500	CLPK800	CLPK500	CMB502
MCS18086R5	1800	800	600	CLPF600	CLPK800	CLPK600	CMB602
MCS18104R5	1800	1000	400	CLPF400	CLPK1000	CLPK400	CMB402
MCS18105R5	1800	1000	500	CLPF500	CLPK1000	CLPK500	CMB502
MCS18106R5	1800	1000	600	CLPF600	CLPK1000	CLPK600	CMB602
MCS20044R5	2000	400	400	CLPF400	CLPK400	CLPK400	CMB402
MCS20045R5	2000	400	500	CLPF500	CLPK400	CLPK500	CMB502
MCS20046R5	2000	400	600	CLPF600	CLPK400	CLPK600	CMB602
MCS20048R5	2000	400	800	CLPF800	CLPK400	CLPK800	CMB802
MCS20055R5	2000	500	500	CLPF500	CLPK500	CLPK500	CMB502
MCS20064R5	2000	600	400	CLPF400	CLPK600	CLPK400	CMB402
MCS20065R5	2000	600	500	CLPF500	CLPK600	CLPK500	CMB502
MCS20066R5	2000	600	600	CLPF600	CLPK600	CLPK600	CMB602
MCS20068R5	2000	600	800	CLPF800	CLPK600	CLPK800	CMB802
MCS20084R5	2000	800	400	CLPF400	CLPK800	CLPK400	CMB402
MCS20085R5	2000	800	500	CLPF500	CLPK800	CLPK500	CMB502
MCS20086R5	2000	800	600	CLPF600	CLPK800	CLPK600	CMB602
MCS20088R5	2000	800	800	CLPF800	CLPK800	CLPK800	CMB802
MCS20104R5	2000	1000	400	CLPF400	CLPK1000	CLPK400	CMB402
MCS20105R5	2000	1000	500	CLPF500	CLPK1000	CLPK500	CMB502
MCS20106R5	2000	1000	600	CLPF600	CLPK1000	CLPK600	CMB602
MCS20108R5	2000	1000	800	CLPF800	CLPK1000	CLPK800	CMB802
MCS22066R5	2200	600	600	CLPF600	CLPK600	CLPK600	CMB602
MCS22068R5	2200	600	800	CLPF800	CLPK600	CLPK800	CMB802
MCS22086R5	2200	800	600	CLPF600	CLPK800	CLPK600	CMB602
MCS22088R5	2200	800	800	CLPF800	CLPK800	CLPK800	CMB802






Accessories selection matrix | MCS

									
Enclosure				Mounting					
	H	W	D	Full height swing frame *	Swing frame middle mounted *	Swing frame side mounted *	Swing frame transversal support bars	Mounting profiles (19") **	Bottom profiles for fixing 19" mounting profiles
MCS18044R5	1800	400	400	-	-	-	-	-	-
MCS18045R5	1800	400	500	-	-	-	-	-	-
MCS18046R5	1800	400	600	-	-	-	-	-	-
MCS18055R5	1800	500	500	-	-	-	-	-	-
MCS18064R5	1800	600	400	ESFC366	-	-	ESFB06	CIP38	CIB600
MCS18065R5	1800	600	500	ESFC366	-	-	ESFB06	CIP38	CIB600
MCS18066R5	1800	600	600	ESFC366	-	-	ESFB06	CIP38	CIB600
MCS18084R5	1800	800	400	ESFC366	ESFM368	ESFS368	ESFB08	CIP38	CIB800
MCS18085R5	1800	800	500	ESFC366	ESFM368	ESFS368	ESFB08	CIP38	CIB800
MCS18086R5	1800	800	600	ESFC366	ESFM368	ESFS368	ESFB08	CIP38	CIB800
MCS18104R5	1800	1000	400	ESFC366	ESFM368	ESFS368	ESFB10	-	-
MCS18105R5	1800	1000	500	ESFC366	ESFM368	ESFS368	ESFB10	-	-
MCS18106R5	1800	1000	600	ESFC366	ESFM368	ESFS368	ESFB10	-	-
MCS20044R5	2000	400	400	-	-	-	-	-	-
MCS20045R5	2000	400	500	-	-	-	-	-	-
MCS20046R5	2000	400	600	-	-	-	-	-	-
MCS20048R5	2000	400	800	-	-	-	-	-	-
MCS20055R5	2000	500	500	-	-	-	-	-	-
MCS20064R5	2000	600	400	ESFC406	-	-	ESFB06	CIP42	CIB600
MCS20065R5	2000	600	500	ESFC406	-	-	ESFB06	CIP42	CIB600
MCS20066R5	2000	600	600	ESFC406	-	-	ESFB06	CIP42	CIB600
MCS20068R5	2000	600	800	ESFC406	-	-	ESFB06	CIP42	CIB600
MCS20084R5	2000	800	400	ESFC406	ESFM408	ESFS408	ESFB08	CIP42	CIB800
MCS20085R5	2000	800	500	ESFC406	ESFM408	ESFS408	ESFB08	CIP42	CIB800
MCS20086R5	2000	800	600	ESFC406	ESFM408	ESFS408	ESFB08	CIP42	CIB800
MCS20088R5	2000	800	800	ESFC406	ESFM408	ESFS408	ESFB08	CIP42	CIB800
MCS20104R5	2000	1000	400	ESFC406	ESFM408	ESFS408	ESFB10	-	-
MCS20105R5	2000	1000	500	ESFC406	ESFM408	ESFS408	ESFB10	-	-
MCS20106R5	2000	1000	600	ESFC406	ESFM408	ESFS408	ESFB10	-	-
MCS20108R5	2000	1000	800	ESFC406	ESFM408	ESFS408	ESFB10	-	-
MCS22066R5	2200	600	600	ESFC456	-	-	ESFB06	CIP47	CIB600
MCS22068R5	2200	600	800	ESFC456	-	-	ESFB06	CIP47	CIB600
MCS22086R5	2200	800	600	ESFC456	ESFM458	ESFS458	ESFB08	CIP47	CIB800
MCS22088R5	2200	800	800	ESFC456	ESFM458	ESFS458	ESFB08	CIP47	CIB800
* ESFB is required.									
** CIB, CID or CIWR are required.									

								
Enclosure				Fixing				
	H	W	D	Front/rear plinths (100 mm height)	Plinth side panels (100 mm height)	Front/rear plinths (200 mm height)	Plinth side panels (200 mm height)	Ventilated front/rear plinths (100 mm height)
MCS18044R5	1800	400	400	PF1040	PS1040	PF2040	PS2040	PV1040
MCS18045R5	1800	400	500	PF1040	PS1050	PF2040	PS2050	PV1040
MCS18046R5	1800	400	600	PF1040	PS1060	PF2040	PS2060	PV1040
MCS18055R5	1800	500	500	PF1050	PS1050	PF2050	PS2050	-
MCS18064R5	1800	600	400	PF1060	PS1040	PF2060	PS2040	PV1060
MCS18065R5	1800	600	500	PF1060	PS1050	PF2060	PS2050	PV1060
MCS18066R5	1800	600	600	PF1060	PS1060	PF2060	PS2060	PV1060
MCS18084R5	1800	800	400	PF1080	PS1040	PF2080	PS2040	PV1080
MCS18085R5	1800	800	500	PF1080	PS1050	PF2080	PS2050	PV1080
MCS18086R5	1800	800	600	PF1080	PS1060	PF2080	PS2060	PV1080
MCS18104R5	1800	1000	400	PF1100	PS1040	PF2100	PS2040	PV1100
MCS18105R5	1800	1000	500	PF1100	PS1050	PF2100	PS2050	PV1100
MCS18106R5	1800	1000	600	PF1100	PS1060	PF2100	PS2060	PV1100
MCS20044R5	2000	400	400	PF1040	PS1040	PF2040	PS2040	PV1040
MCS20045R5	2000	400	500	PF1040	PS1050	PF2040	PS2050	PV1040
MCS20046R5	2000	400	600	PF1040	PS1060	PF2040	PS2060	PV1040
MCS20048R5	2000	400	800	PF1040	PS1080	PF2040	PS2080	PV1040
MCS20055R5	2000	500	500	PF1050	PS1050	PF2050	PS2050	-
MCS20064R5	2000	600	400	PF1060	PS1040	PF2060	PS2040	PV1060
MCS20065R5	2000	600	500	PF1060	PS1050	PF2060	PS2050	PV1060
MCS20066R5	2000	600	600	PF1060	PS1060	PF2060	PS2060	PV1060
MCS20068R5	2000	600	800	PF1060	PS1080	PF2060	PS2080	PV1060
MCS20084R5	2000	800	400	PF1080	PS1040	PF2080	PS2040	PV1080
MCS20085R5	2000	800	500	PF1080	PS1050	PF2080	PS2050	PV1080
MCS20086R5	2000	800	600	PF1080	PS1060	PF2080	PS2060	PV1080
MCS20088R5	2000	800	800	PF1080	PS1080	PF2080	PS2080	PV1080
MCS20104R5	2000	1000	400	PF1100	PS1040	PF2100	PS2040	PV1100
MCS20105R5	2000	1000	500	PF1100	PS1050	PF2100	PS2050	PV1100
MCS20106R5	2000	1000	600	PF1100	PS1060	PF2100	PS2060	PV1100
MCS20108R5	2000	1000	800	PF1100	PS1080	PF2100	PS2080	PV1100
MCS22066R5	2200	600	600	PF1060	PS1060	PF2060	PS2060	PV1060
MCS22068R5	2200	600	800	PF1060	PS1080	PF2060	PS2080	PV1060
MCS22086R5	2200	800	600	PF1080	PS1060	PF2080	PS2060	PV1080
MCS22088R5	2200	800	800	PF1080	PS1080	PF2080	PS2080	PV1080

Accessories selection matrix | MCS

							
Enclosure				Thermal	Cable		
	H	W	D	Ventilated roof	Cable fixing bar (mounted below bottom plates)	Cable fixing bar (mounted above bottom plates)	Ventilated bottom plates
MCS18044R5	1800	400	400	-	CABP400	CAB400	-
MCS18045R5	1800	400	500	-	CABP400	CAB400	-
MCS18046R5	1800	400	600	-	CABP400	CAB400	-
MCS18055R5	1800	500	500	CVR0505R5	CABP500	-	-
MCS18064R5	1800	600	400	CVR0604R5	CABP600	CAB600	CVB0604
MCS18065R5	1800	600	500	CVR0605R5	CABP600	CAB600	CVB0605
MCS18066R5	1800	600	600	CVR0606R5	CABP600	CAB600	CVB0606
MCS18084R5	1800	800	400	CVR0804R5	CABP800	CAB800	CVB0804
MCS18085R5	1800	800	500	CVR0805R5	CABP800	CAB800	CVB0805
MCS18086R5	1800	800	600	CVR0806R5	CABP800	CAB800	CVB0806
MCS18104R5	1800	1000	400	CVR1004R5	CABP1000	CAB1000	CVB1004
MCS18105R5	1800	1000	500	CVR1005R5	CABP1000	CAB1000	CVB1005
MCS18106R5	1800	1000	600	CVR1006R5	CABP1000	CAB1000	CVB1006
MCS20044R5	2000	400	400	-	CABP400	CAB400	-
MCS20045R5	2000	400	500	-	CABP400	CAB400	-
MCS20046R5	2000	400	600	-	CABP400	CAB400	-
MCS20048R5	2000	400	800	-	CABP400	CAB400	-
MCS20055R5	2000	500	500	CVR0505R5	CABP500	-	-
MCS20064R5	2000	600	400	CVR0604R5	CABP600	CAB600	CVB0604
MCS20065R5	2000	600	500	CVR0605R5	CABP600	CAB600	CVB0605
MCS20066R5	2000	600	600	CVR0606R5	CABP600	CAB600	CVB0606
MCS20068R5	2000	600	800	CVR0608R5	CABP600	CAB600	CVB0608
MCS20084R5	2000	800	400	CVR0804R5	CABP800	CAB800	CVB0804
MCS20085R5	2000	800	500	CVR0805R5	CABP800	CAB800	CVB0805
MCS20086R5	2000	800	600	CVR0806R5	CABP800	CAB800	CVB0806
MCS20088R5	2000	800	800	CVR0808R5	CABP800	CAB800	CVB0808
MCS20104R5	2000	1000	400	CVR1004R5	CABP1000	CAB1000	CVB1004
MCS20105R5	2000	1000	500	CVR1005R5	CABP1000	CAB1000	CVB1005
MCS20106R5	2000	1000	600	CVR1006R5	CABP1000	CAB1000	CVB1006
MCS20108R5	2000	1000	800	CVR1008R5	CABP1000	CAB1000	CVB1008
MCS22066R5	2200	600	600	CVR0606R5	CABP600	CAB600	CVB0606
MCS22068R5	2200	600	800	CVR0608R5	CABP600	CAB600	CVB0608
MCS22086R5	2200	800	600	CVR0806R5	CABP800	CAB800	CVB0806
MCS22088R5	2200	800	800	CVR0808R5	CABP800	CAB800	CVB0808

								
Enclosure				Doors			Baying	
	H	W	D	Plain door *	Glazed door *	Inner door	Side panels	Segregation plate **
MCS18044R5	1800	400	400	-	-	-	SPM1804R5	SPD1804
MCS18045R5	1800	400	500	-	-	-	SPM1805R5	SPD1805
MCS18046R5	1800	400	600	-	-	-	SPM1806R5	SPD1806
MCS18055R5	1800	500	500	DN1805R5	-	-	SPM1805R5	SPD1805
MCS18064R5	1800	600	400	DN1806R5	DNG1806R5	DI1806R5	SPM1804R5	SPD1804
MCS18065R5	1800	600	500	DN1806R5	DNG1806R5	DI1806R5	SPM1805R5	SPD1805
MCS18066R5	1800	600	600	DN1806R5	DNG1806R5	DI1806R5	SPM1806R5	SPD1806
MCS18084R5	1800	800	400	DN1808R5	DNG1808R5	DI1808R5	SPM1804R5	SPD1804
MCS18085R5	1800	800	500	DN1808R5	DNG1808R5	DI1808R5	SPM1805R5	SPD1805
MCS18086R5	1800	800	600	DN1808R5	DNG1808R5	DI1808R5	SPM1806R5	SPD1806
MCS18104R5	1800	1000	400	DN1810R5	-	-	SPM1804R5	SPD1804
MCS18105R5	1800	1000	500	DN1810R5	-	-	SPM1805R5	SPD1805
MCS18106R5	1800	1000	600	DN1810R5	-	-	SPM1806R5	SPD1806
MCS20044R5	2000	400	400	-	-	-	SPM2004R5	SPD2004
MCS20045R5	2000	400	500	-	-	-	SPM2005R5	SPD2005
MCS20046R5	2000	400	600	-	-	-	SPM2006R5	SPD2006
MCS20048R5	2000	400	800	-	-	-	SPM2008R5	SPD2008
MCS20055R5	2000	500	500	DN2005R5	-	-	SPM2005R5	SPD2005
MCS20064R5	2000	600	400	DN2006R5	DNG2006R5	DI2006R5	SPM2004R5	SPD2004
MCS20065R5	2000	600	500	DN2006R5	DNG2006R5	DI2006R5	SPM2005R5	SPD2005
MCS20066R5	2000	600	600	DN2006R5	DNG2006R5	DI2006R5	SPM2006R5	SPD2006
MCS20068R5	2000	600	800	DN2006R5	DNG2006R5	DI2006R5	SPM2008R5	SPD2008
MCS20084R5	2000	800	400	DN2008R5	DNG2008R5	DI2008R5	SPM2004R5	SPD2004
MCS20085R5	2000	800	500	DN2008R5	DNG2008R5	DI2008R5	SPM2005R5	SPD2005
MCS20086R5	2000	800	600	DN2008R5	DNG2008R5	DI2008R5	SPM2006R5	SPD2006
MCS20088R5	2000	800	800	DN2008R5	DNG2008R5	DI2008R5	SPM2008R5	SPD2008
MCS20104R5	2000	1000	400	DN2010R5	-	-	SPM2004R5	SPD2004
MCS20105R5	2000	1000	500	DN2010R5	-	-	SPM2005R5	SPD2005
MCS20106R5	2000	1000	600	DN2010R5	-	-	SPM2006R5	SPD2006
MCS20108R5	2000	1000	800	DN2010R5	-	-	SPM2008R5	SPD2008
MCS22066R5	2200	600	600	DN2206R5	DNG2206R5	DI2206R5	SPM2206R5	SPD2206
MCS22068R5	2200	600	800	DN2206R5	DNG2206R5	DI2206R5	SPM2208R5	SPD2208
MCS22086R5	2200	800	600	DN2208R5	DNG2208R5	DI2208R5	SPM2206R5	SPD2206
MCS22088R5	2200	800	800	DN2208R5	DNG2208R5	DI2208R5	SPM2208R5	SPD2208
* DNMK is required for additional door.								
** CCJ is required.								

Floor Standing Enclosures

Steel Range | Mild Steel

Combinable, double door | MCD

IP 55 | TYPE 12, 13 | IK 10



**Material:**

Frame: 1.5 mm painted steel. Doors: 2 mm painted steel. Rear, roof and side panels: 1.5 mm painted steel. Mounting plate: 3 mm galvanized steel. Bottom plates: 1 mm galvanized steel.

Frame:

Seam welded reversed open profiles with 25 mm hole pattern, according to DIN 43660. Including integrated external hole pattern.

Doors:

Mounted with four hinges. Including door frame with 25 mm hole pattern. Doors cannot be reversed. Separate doors to be ordered for left hand door locking.

Rear panel:

Fitted by M6 torx screws. Standard facilities for rear doors mounting. Split rear panels in 1600 mm wide enclosures.

Side panels:

Supplied as an accessory.

Roof panel:

Removable.

Lock:

Espagnolette 4-point locking system in the main door and 2-point locking system in the slave door. Standard double-bit lock with 3 mm insert. Standard inserts, cylinders, lift handles and T-handles are available as accessories.

Bottom plates:

Consists of three or four (D>600) pieces.

Mounting plate:

Double folded and slides into position. Adjustable in depth by steps of 25 mm, with the MPD02 accessory. Supplied, attached on the outside of the enclosure packaging.

Earthing:

All panels are earthed through their fittings and equipped with a separate earthing stud.

Finish:

RAL 7035 structured powder coating.

Protection:

Complies with IP55 | TYPE 12, 13 | IK 10.

Mounting requirements:

Standard delivery ready for combined installation. For stand-alone installation add side panels.

Delivery:

Frame with fitted doors, rear panel, roof panel, bottom plates, mounting plate and door frame (not included for PER5 version). For enclosures 2200 mm height, delivery includes two CMB profiles mounted in depth. Delivery also includes earthing bolts. Delivered on a pallet which is identical to the width of the enclosure to allow bayging without removal. Packing material is recyclable.



Dimensional table | MCD

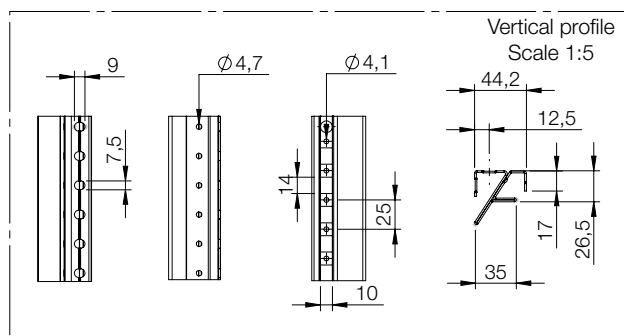
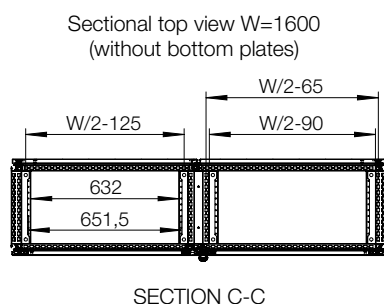
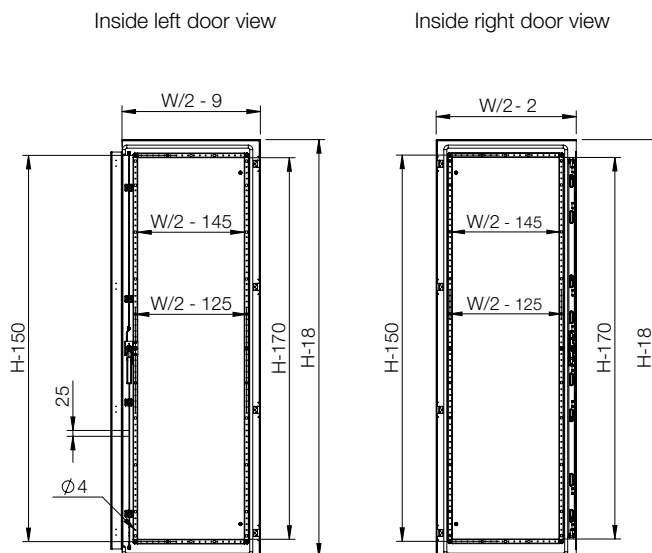
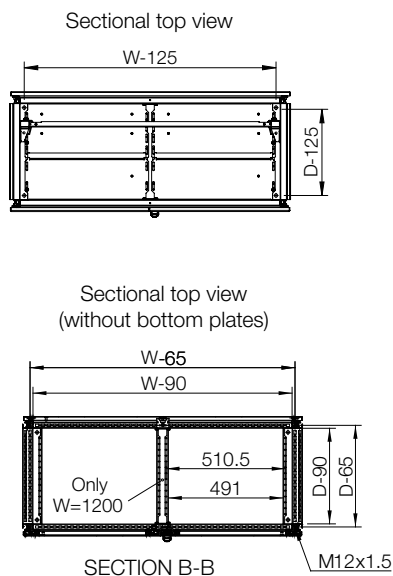
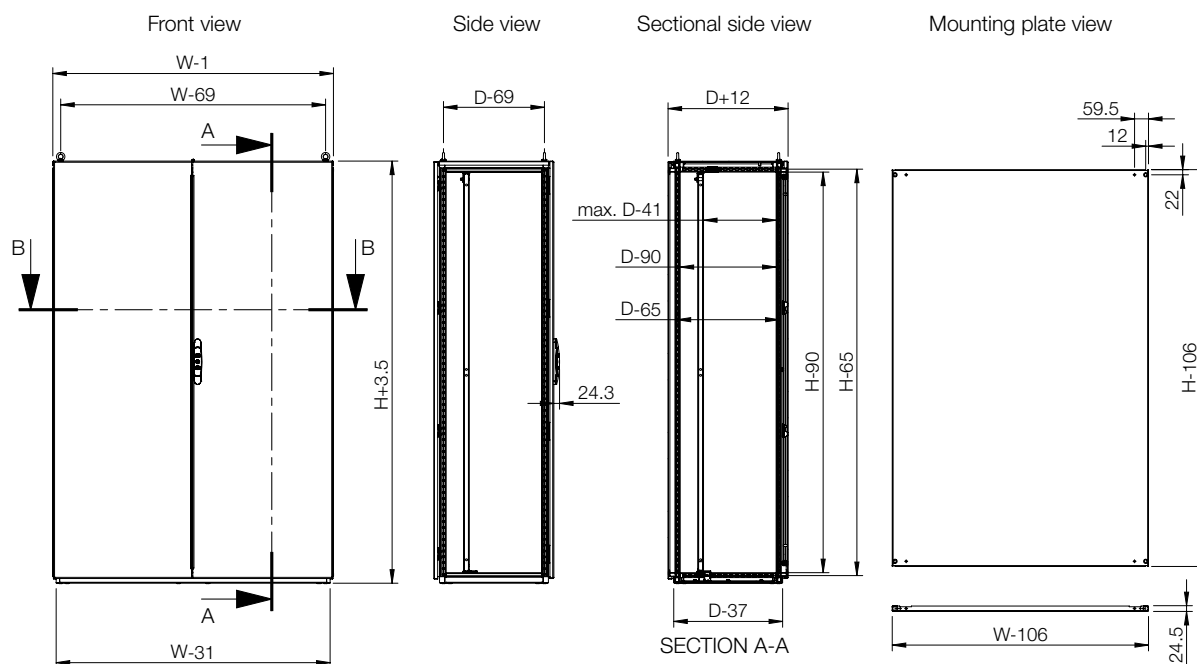
IP 55 | TYPE 12, 13 | IK 10

With mounting plate




Enclosure dimensions			Mounting plate dimensions		Usable depth	Item no.
H	W	D	h	w	d	
1800	800	500	1694	694	459	MCD18085R5
1800	1000	400	1694	894	359	MCD18104R5
1800	1000	500	1694	894	459	MCD18105R5
1800	1200	400	1694	1094	359	MCD18124R5
1800	1200	500	1694	1094	459	MCD18125R5
1800	1200	600	1694	1094	559	MCD18126R5
1800	1600	400	1694	1494	359	MCD18164R5
2000	800	500	1894	694	459	MCD20085R5
2000	1000	400	1894	894	359	MCD20104R5
2000	1000	500	1894	894	459	MCD20105R5
2000	1000	600	1894	894	559	MCD20106R5
2000	1000	800	1894	894	759	MCD20108R5
2000	1200	400	1894	1094	359	MCD20124R5
2000	1200	500	1894	1094	459	MCD20125R5
2000	1200	600	1894	1094	559	MCD20126R5
2000	1200	800	1894	1094	759	MCD20128R5
2000	1600	400	1894	1494	359	MCD20164R5
2000	1600	500	1894	1494	459	MCD20165R5
2000	1600	600	1894	1494	559	MCD20166R5
2200	1000	600	2094	894	559	MCD22106R5
2200	1200	600	2094	1094	559	MCD22126R5

Without mounting plate









Enclosure dimensions			Item no.
H	W	D	
1800	800	500	MCD18085PER5
1800	1000	400	MCD18104PER5
1800	1000	500	MCD18105PER5
1800	1200	400	MCD18124PER5
1800	1200	500	MCD18125PER5
1800	1200	600	MCD18126PER5
1800	1600	400	MCD18164PER5
2000	800	500	MCD20085PER5
2000	1000	400	MCD20104PER5
2000	1000	500	MCD20105PER5
2000	1000	600	MCD20106PER5
2000	1000	800	MCD20108PER5
2000	1200	400	MCD20124PER5
2000	1200	500	MCD20125PER5
2000	1200	600	MCD20126PER5
2000	1200	800	MCD20128PER5
2000	1600	400	MCD20164PER5
2000	1600	500	MCD20165PER5
2000	1600	600	MCD20166PER5
2200	1000	600	MCD22106PER5
2200	1200	600	MCD22126PER5








Accessories selection matrix | MCD







						
Enclosure				Mounting		
	H	W	D	Mounting plate	Wide mounting plate *	Transversal sliding profiles
MCD18085R5	1800	800	500	MP1808	MPW1808	MTS800
MCD18104R5	1800	1000	400	MP1810	MPW1810	MTS1000
MCD18105R5	1800	1000	500	MP1810	MPW1810	MTS1000
MCD18124R5	1800	1200	400	MP1812	MPW1812	MTS1200
MCD18125R5	1800	1200	500	MP1812	MPW1812	MTS1200
MCD18126R5	1800	1200	600	MP1812	MPW1812	MTS1200
MCD18164R5	1800	1600	400	MP1816	MPW1816	MTS1600
MCD20085R5	2000	800	500	MP2008	MPW2008	MTS800
MCD20104R5	2000	1000	400	MP2010	MPW2010	MTS1000
MCD20105R5	2000	1000	500	MP2010	MPW2010	MTS1000
MCD20106R5	2000	1000	600	MP2010	MPW2010	MTS1000
MCD20108R5	2000	1000	800	MP2010	MPW2010	MTS1000
MCD20124R5	2000	1200	400	MP2012	MPW2012	MTS1200
MCD20125R5	2000	1200	500	MP2012	MPW2012	MTS1200
MCD20126R5	2000	1200	600	MP2012	MPW2012	MTS1200
MCD20128R5	2000	1200	800	MP2012	MPW2012	MTS1200
MCD20164R5	2000	1600	400	MP2016	MPW2016	MTS1600
MCD20165R5	2000	1600	500	MP2016	MPW2016	MTS1600
MCD20166R5	2000	1600	600	MP2016	MPW2016	MTS1600
MCD22106R5	2200	1000	600	MP2210	-	-
MCD22126R5	2200	1200	600	MP2212	-	-

* MTS is required.






											
Enclosure				Mounting							
	H	W	D	Mounting profile, in H	Mounting profile, in W	Mounting profile, in D	Click in profile, in W	Click in profile, in D	Side mounting bar	Outer mounting profile, in W	Outer mounting profile, in D
MCD18085R5	1800	800	500	CLPF1800	CLPF800	CLPF500	CLPK800	CLPK500	CMB502	CLPO800	CLPO500
MCD18104R5	1800	1000	400	CLPF1800	CLPF1000	CLPF400	CLPK1000	CLPK400	CMB402	CLPO1000	CLPO400
MCD18105R5	1800	1000	500	CLPF1800	CLPF1000	CLPF500	CLPK1000	CLPK500	CMB502	CLPO1000	CLPO500
MCD18124R5	1800	1200	400	CLPF1800	CLPF1200	CLPF400	CLPK1200	CLPK400	CMB402	CLPO1200	CLPO400
MCD18125R5	1800	1200	500	CLPF1800	CLPF1200	CLPF500	CLPK1200	CLPK500	CMB502	CLPO1200	CLPO500
MCD18126R5	1800	1200	600	CLPF1800	CLPF1200	CLPF600	CLPK1200	CLPK600	CMB602	CLPO1200	CLPO600
MCD18164R5	1800	1600	400	CLPF1800	CLPF1600	CLPF400	-	CLPK400	CMB402	-	CLPO400
MCD20085R5	2000	800	500	CLPF2000	CLPF800	CLPF500	CLPK800	CLPK500	CMB502	CLPO800	CLPO500
MCD20104R5	2000	1000	400	CLPF2000	CLPF1000	CLPF400	CLPK1000	CLPK400	CMB402	CLPO1000	CLPO400
MCD20105R5	2000	1000	500	CLPF2000	CLPF1000	CLPF500	CLPK1000	CLPK500	CMB502	CLPO1000	CLPO500
MCD20106R5	2000	1000	600	CLPF2000	CLPF1000	CLPF600	CLPK1000	CLPK600	CMB602	CLPO1000	CLPO600
MCD20108R5	2000	1000	800	CLPF2000	CLPF1000	CLPF800	CLPK1000	CLPK800	CMB802	CLPO1000	CLPO800
MCD20124R5	2000	1200	400	CLPF2000	CLPF1200	CLPF400	CLPK1200	CLPK400	CMB402	CLPO1200	CLPO400
MCD20125R5	2000	1200	500	CLPF2000	CLPF1200	CLPF500	CLPK1200	CLPK500	CMB502	CLPO1200	CLPO500
MCD20126R5	2000	1200	600	CLPF2000	CLPF1200	CLPF600	CLPK1200	CLPK600	CMB602	CLPO1200	CLPO600
MCD20128R5	2000	1200	800	CLPF2000	CLPF1200	CLPF800	CLPK1200	CLPK800	CMB802	CLPO1200	CLPO800
MCD20164R5	2000	1600	400	CLPF2000	CLPF1600	CLPF400	-	CLPK400	CMB402	-	CLPO400
MCD20165R5	2000	1600	500	CLPF2000	CLPF1600	CLPF500	-	CLPK500	CMB502	-	CLPO500
MCD20166R5	2000	1600	600	CLPF2000	CLPF1600	CLPF600	-	CLPK600	CMB602	-	CLPO600
MCD22106R5	2200	1000	600	CLPF2200	CLPF1000	CLPF600	CLPK1000	CLPK600	CMB602	CLPO1000	CLPO600
MCD22126R5	2200	1200	600	CLPF2200	CLPF1200	CLPF600	CLPK1200	CLPK600	CMB602	CLPO1200	CLPO600

								
Enclosure				Mounting			Doors	
	H	W	D	Depth dividing bar	Vertical dividing bar	Fixing brackets	Plain door, left *	Plain door, right *
MCD18085R5	1800	800	500	VBD500	VB1800	VBK04	DN1804LR5	DN1804RR5
MCD18104R5	1800	1000	400	VBD400	VB1800	VBK04	DN1805LR5	DN1805RR5
MCD18105R5	1800	1000	500	VBD500	VB1800	VBK04	DN1805LR5	DN1805RR5
MCD18124R5	1800	1200	400	VBD400	VB1800	VBK1200	DN1806LR5	DN1806RR5
MCD18125R5	1800	1200	500	VBD500	VB1800	VBK1200	DN1806LR5	DN1806RR5
MCD18126R5	1800	1200	600	VBD600	VB1800	VBK1200	DN1806LR5	DN1806RR5
MCD18164R5	1800	1600	400	VBD400	VB1800	VBK1600	DN1808LR5	DN1808RR5
MCD20085R5	2000	800	500	VBD500	VB2000	VBK04	DN2004LR5	DN2004RR5
MCD20104R5	2000	1000	400	VBD400	VB2000	VBK04	DN2005LR5	DN2005RR5
MCD20105R5	2000	1000	500	VBD500	VB2000	VBK04	DN2005LR5	DN2005RR5
MCD20106R5	2000	1000	600	VBD600	VB2000	VBK04	DN2005LR5	DN2005RR5
MCD20108R5	2000	1000	800	VBD800	VB2000	VBK04	DN2005LR5	DN2005RR5
MCD20124R5	2000	1200	400	VBD400	VB2000	VBK1200	DN2006LR5	DN2006RR5
MCD20125R5	2000	1200	500	VBD500	VB2000	VBK1200	DN2006LR5	DN2006RR5
MCD20126R5	2000	1200	600	VBD600	VB2000	VBK1200	DN2006LR5	DN2006RR5
MCD20128R5	2000	1200	800	VBD800	VB2000	VBK1200	DN2006LR5	DN2006RR5
MCD20164R5	2000	1600	400	VBD400	VB2000	VBK1600	DN2008LR5	DN2008RR5
MCD20165R5	2000	1600	500	VBD500	VB2000	VBK1600	DN2008LR5	DN2008RR5
MCD20166R5	2000	1600	600	VBD600	VB2000	VBK1600	DN2008LR5	DN2008RR5
MCD22106R5	2200	1000	600	VBD600	VB2200	VBK04	DN2205LR5	DN2205RR5
MCD22126R5	2200	1200	600	VBD600	VB2200	VBK1200	DN2206LR5	DN2206RR5

* DNMK is required for additional door.

									
Enclosure				Fixing				Thermal	
	H	W	D	Front/rear plinths (100 mm height)	Plinth side panels (100 mm height)	Front/rear plinths (200 mm height)	Plinth side panels (200 mm height)	Ventilated front/rear plinths (100 mm height)	Ventilated roof
MCD18085R5	1800	800	500	PF1080	PS1050	PF2080	PS2050	PV1080	CVR0805R5
MCD18104R5	1800	1000	400	PF1100	PS1040	PF2100	PS2040	PV1100	CVR1004R5
MCD18105R5	1800	1000	500	PF1100	PS1050	PF2100	PS2050	PV1100	CVR1005R5
MCD18124R5	1800	1200	400	PF1120	PS1040	PF2120	PS2040	PV1120	CVR1204R5
MCD18125R5	1800	1200	500	PF1120	PS1050	PF2120	PS2050	PV1120	CVR1205R5
MCD18126R5	1800	1200	600	PF1120	PS1060	PF2120	PS2060	PV1120	CVR1206R5
MCD18164R5	1800	1600	400	2x PF1080	PS1040	2x PF2080	PS2040	2x PV1080	CVR1604R5
MCD20085R5	2000	800	500	PF1080	PS1050	PF2080	PS2050	PV1080	CVR0805R5
MCD20104R5	2000	1000	400	PF1100	PS1040	PF2100	PS2040	PV1100	CVR1004R5
MCD20105R5	2000	1000	500	PF1100	PS1050	PF2100	PS2050	PV1100	CVR1005R5
MCD20106R5	2000	1000	600	PF1100	PS1060	PF2100	PS2060	PV1100	CVR1006R5
MCD20108R5	2000	1000	800	PF1100	PS1080	PF2100	PS2080	PV1100	CVR1008R5
MCD20124R5	2000	1200	400	PF1120	PS1040	PF2120	PS2040	PV1120	CVR1204R5
MCD20125R5	2000	1200	500	PF1120	PS1050	PF2120	PS2050	PV1120	CVR1205R5
MCD20126R5	2000	1200	600	PF1120	PS1060	PF2120	PS2060	PV1120	CVR1206R5
MCD20128R5	2000	1200	800	PF1120	PS1080	PF2120	PS2080	PV1120	CVR1208R5
MCD20164R5	2000	1600	400	2x PF1080	PS1040	2x PF2080	PS2040	2x PV1080	CVR1604R5
MCD20165R5	2000	1600	500	2x PF1080	PS1050	2x PF2080	PS2050	2x PV1080	CVR1605R5
MCD20166R5	2000	1600	600	2x PF1080	PS1060	2x PF2080	PS2060	2x PV1080	CVR1606R5
MCD22106R5	2200	1000	600	PF1100	PS1060	PF2100	PS2060	PV1100	CVR1006R5
MCD22126R5	2200	1200	600	PF1120	PS1060	PF2120	PS2060	PV1120	CVR1206R5

Accessories selection matrix | MCD

								
Enclosure				Baying		Cable		
	H	W	D	Side panels	Segregation plate *	Cable fixing bar (mounted below bottom plates)	Cable fixing bar (mounted above bottom plates)	Ventilated bottom plates
MCD18085R5	1800	800	500	SPM1805R5	SPD1805	CABP800	CAB800	CVB0805
MCD18104R5	1800	1000	400	SPM1804R5	SPD1804	CABP1000	CAB1000	CVB1004
MCD18105R5	1800	1000	500	SPM1805R5	SPD1805	CABP1000	CAB1000	CVB1005
MCD18124R5	1800	1200	400	SPM1804R5	SPD1804	CABP1200	CAB1200	-
MCD18125R5	1800	1200	500	SPM1805R5	SPD1805	CABP1200	CAB1200	-
MCD18126R5	1800	1200	600	SPM1806R5	SPD1806	CABP1200	CAB1200	CVB1206
MCD18164R5	1800	1600	400	SPM1804R5	SPD1804	CABP800	CAB800	CVB0804
MCD20085R5	2000	800	500	SPM2005R5	SPD2005	CABP800	CAB800	CVB0805
MCD20104R5	2000	1000	400	SPM2004R5	SPD2004	CABP1000	CAB1000	CVB1004
MCD20105R5	2000	1000	500	SPM2005R5	SPD2005	CABP1000	CAB1000	CVB1005
MCD20106R5	2000	1000	600	SPM2006R5	SPD2006	CABP1000	CAB1000	CVB1006
MCD20108R5	2000	1000	800	SPM2008R5	SPD2008	CABP1000	CAB1000	CVB1008
MCD20124R5	2000	1200	400	SPM2004R5	SPD2004	CABP1200	CAB1200	-
MCD20125R5	2000	1200	500	SPM2005R5	SPD2005	CABP1200	CAB1200	-
MCD20126R5	2000	1200	600	SPM2006R5	SPD2006	CABP1200	CAB1200	CVB1206
MCD20128R5	2000	1200	800	SPM2008R5	SPD2008	CABP1200	CAB1200	CVB1208
MCD20164R5	2000	1600	400	SPM2004R5	SPD2004	CABP800	CAB800	2x CVB0804
MCD20165R5	2000	1600	500	SPM2005R5	SPD2005	CABP800	CAB800	2x CVB0805
MCD20166R5	2000	1600	600	SPM2006R5	SPD2006	CABP800	CAB800	CVB0806
MCD22106R5	2200	1000	600	SPM2206R5	SPD2206	CABP1000	CAB1000	CVB1006
MCD22126R5	2200	1200	600	SPM2206R5	SPD2206	CABP1200	CAB1200	CVB1206

* CCJ is required.

01

Floor Standing Enclosures




Floor Standing Enclosures

Steel Range | Mild Steel

Combinable, single door | MCS-HP

IP 66 | TYPE 4, 12, 13 | IK 10



**Material:**

Frame: 1.5 mm painted steel. Door: 2 mm painted steel. Rear, roof and side panels: 1.5 mm painted steel. Mounting plate: 3 mm galvanized steel. Bottom plates: 1 mm galvanized steel.

Frame:

Seam welded reversed open profiles with 25 mm hole pattern according to DIN 43660. Including integrated external hole pattern.

Door:

Mounted with four hinges allowing left or right hand opening. Including door frame with 25 mm hole pattern.

Rear panel:

Fitted by M6 torx screws. Standard facilities for rear door mounting.

Side panels:

Supplied as an accessory.

Roof panel:

Removable.

Lock:

Espagnolette 4-point locking system. Does not interfere with the enclosure inner space. Standard double-bit lock with 3 mm insert. Standard inserts, cylinders, lift handles and T-handles are available as accessories.

Bottom plates:

One piece bottom plate, with injected polyurethane gasket to ensure maximum sealing.

Mounting plate:

Double folded and slides into position. Adjustable in depth by steps of 25 mm, with the MPD02 accessory. Supplied, attached on the outside of the enclosure packaging.

Earthing:

All panels are earthed through their fittings and are equipped with a separate earthing stud.

Finish:

RAL 7035 structured powder coating.

Protection:

Complies with IP 66 | TYPE 4, 12, 13 | IK 10.

Mounting requirements:

Standard delivery ready for combined installation. For stand-alone installation add side panels.

Delivery:

Frame with fitted door, rear panel, roof panel, bottom plate, mounting plate and door frame. Delivery also includes earthing bolts. Delivered on a pallet which is identical to the width of the enclosure to allow baying without removal. All packing material is recyclable.



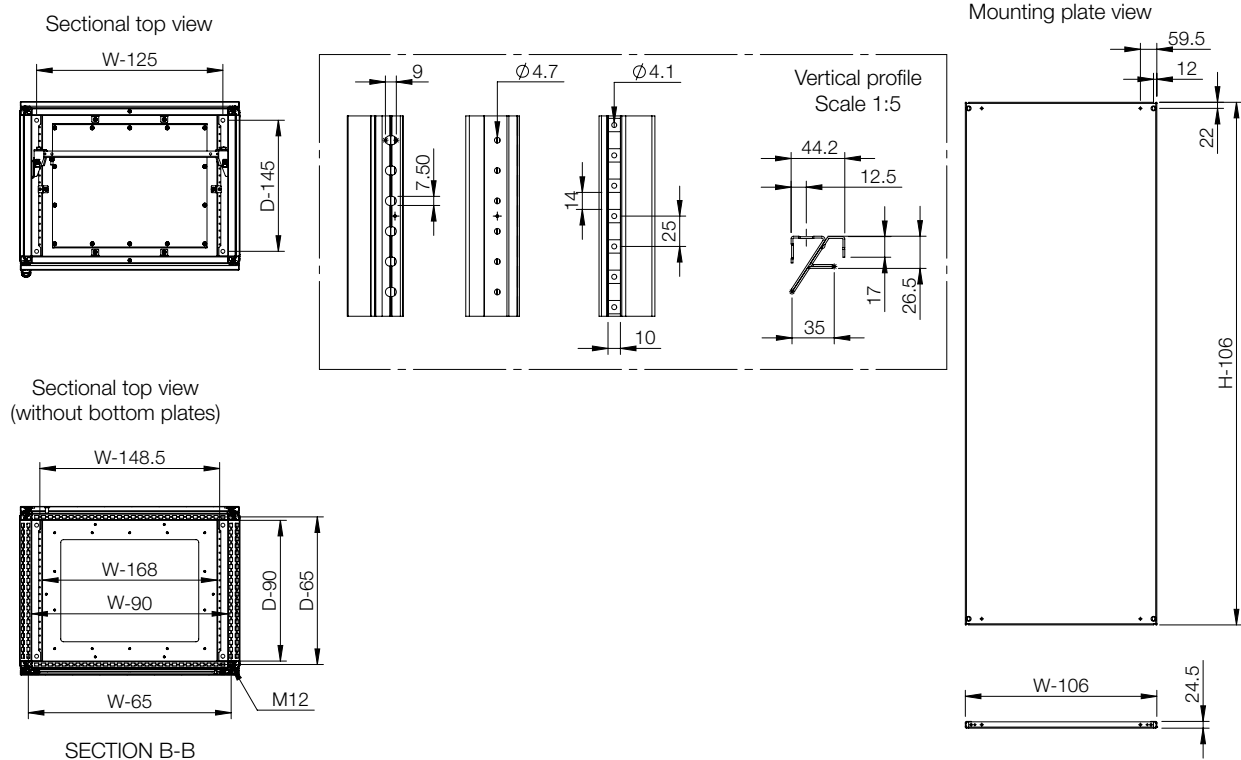
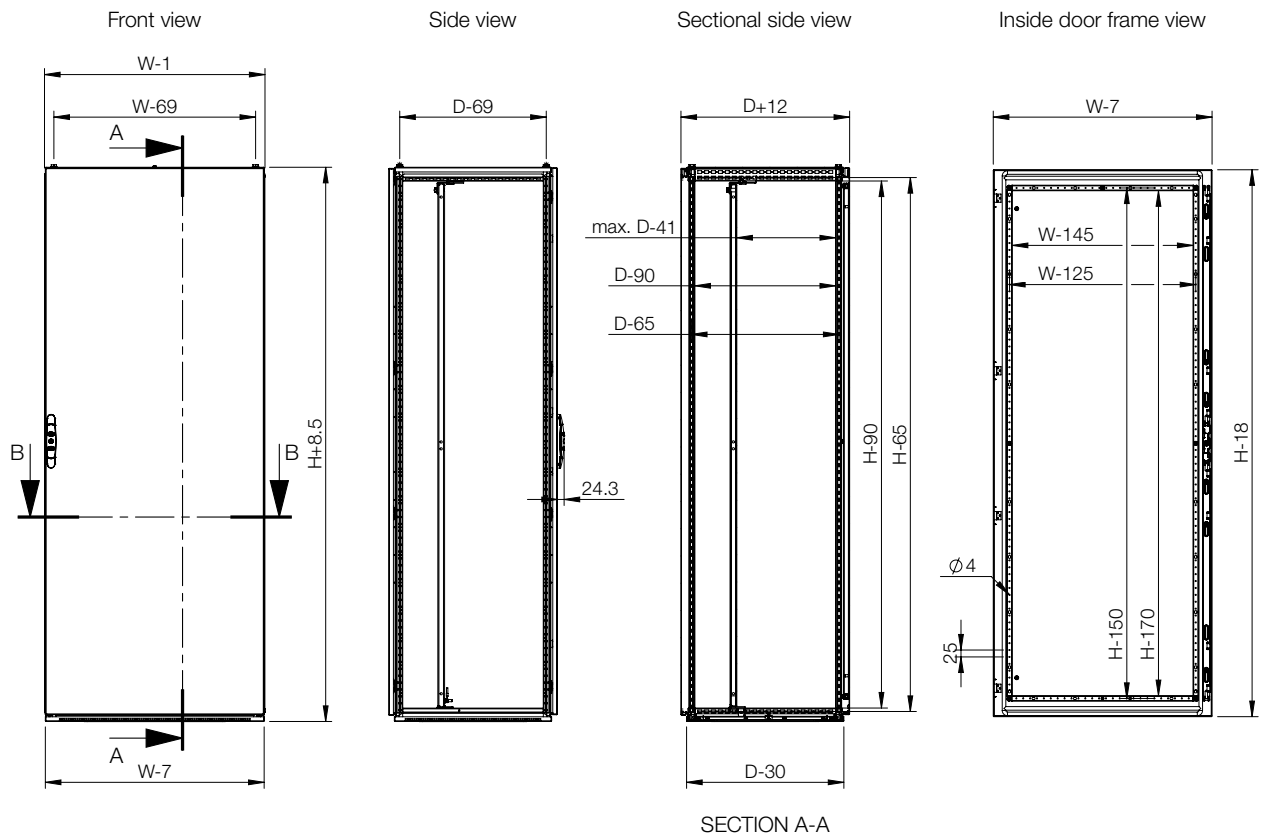
Dimensional table | MCS-HP

IP 66 | TYPE 4, 12, 13 | IK 10

Enclosure dimensions			Mounting plate dimensions		Usable depth	Item no.
H	W	D	h	w	d	
2000	800	600	1894	694	559	MCS20086HP

**Other dimensions available on request. Special side panel is required if depth is greater than 700 mm.*





Floor Standing Enclosures

Steel Range | Mild Steel

Flange Mount Disconnect | MCF

IP 55 | TYPE 12, 13 | IK 10



**Material:**

Frame: 1.5 mm painted steel. Doors: 2 mm painted steel. Rear, roof and side panels: 1.5 mm painted steel. Mounting plate: 3 mm galvanized steel. Bottom plates: 1 mm galvanized steel.

Frame:

Seam welded reversed open profiles with 25 mm hole pattern, according to DIN 43660. Including integrated external hole pattern.

Door:

Mounted with four hinges. Including door frame with 25 mm hole pattern. Door can not be reversed. Flange door: Surface mounted with hinges, locked from the inside, including universal cut-out.

Rear panel:

Fitted by M6 torx screws. Standard facilities for rear door mounting.

Side panels:

Supplied as an accessory.

Roof panel:

Removable.

Lock:

Lock, left door: Espagnolette 4-point locking system. Does not interfere with the enclosure inner space. Standard double-bit lock with 3 mm insert. Standard inserts, cylinders, lift handles and T-handles are available as accessories. Lock, right door: Top and bottom lock with double-bit for easy opening of the door. Double-bit 3 mm insert and 90° movement. Other inserts are available as an accessory.

Bottom plates:

Consists of three pieces.

Mounting plate:

Double folded and adjustable in depth by steps of 25 mm, with the MPD02 accessory. Supplied, attached on the outside of the enclosure packaging.

Earthing:

All panels are earthed through their fittings and are equipped with a separate earthing stud.

Finish:

RAL 7035 structured powder coating.

Protection:

Complies with IP 55 | TYPE 12, 13 | IK 10.

Mounting requirements:

Standard delivery ready for combined installation. Sides of the group of combined enclosures must be closed with side panels SPM. To complete the interlocking system add FMD in this master enclosure and FMA, FMB, FMS in the slave enclosures.

Delivery:

Frame with fitted doors, rear panel, roof panel, bottom plates, mounting plate and door frame. Delivery also includes earthing bolts. Delivered on a pallet which is identical to the width of the enclosure to allow baying without removal. All packing material is recyclable.

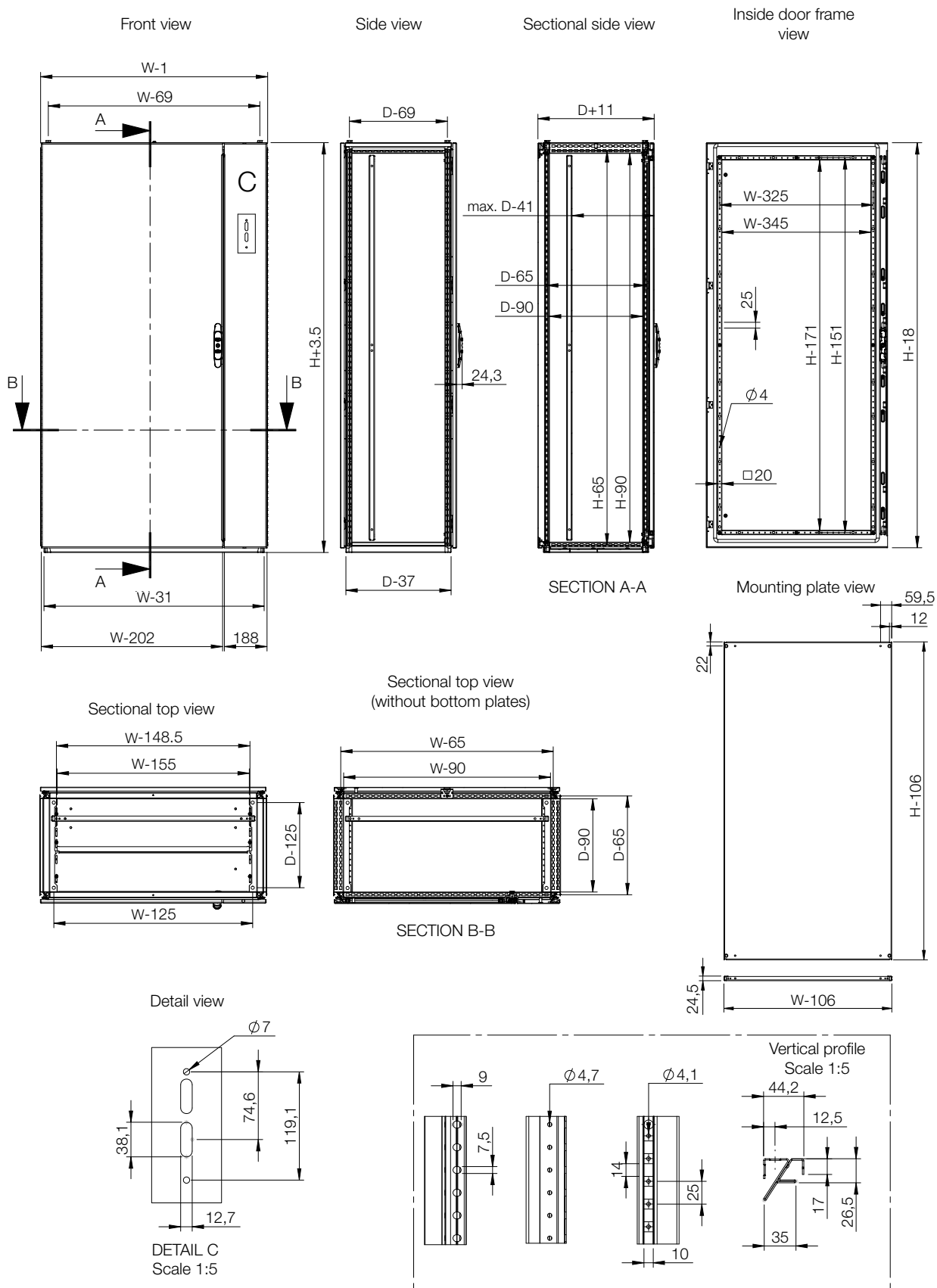


Dimensional table | MCF








IP 55 | TYPE 12, 13 | IK 10





Enclosure dimensions			Door dimensions	
H	W	D	w	Item no.
1800	800	400	800	MCF18084R5
1800	800	500	800	MCF18085R5
1800	1000	500	1000	MCF18105R5
2000	800	500	800	MCF20085R5
2000	800	600	800	MCF20086R5
2000	1000	500	1000	MCF20105R5










Accessories selection matrix | MCF

										
Enclosure				Mounting						
	H	W	D	Mounting plate	Wide mounting plate *	Transversal sliding profiles	Mounting profile, in H	Mounting profile, in W	Outer mounting profile, in W	Outer mounting profile, in D
MCF18084R5	1800	800	400	MP1808	MPW1808	MTS800	CLPF1800	CLPF800	CLPO800	CLPO400
MCF18085R5	1800	800	500	MP1808	MPW1808	MTS800	CLPF1800	CLPF800	CLPO800	CLPO500
MCF18105R5	1800	1000	500	MP1810	MPW1810	MTS1000	CLPF1800	CLPF1000	CLPO1000	CLPO500
MCF20085R5	2000	800	500	MP2008	MPW2008	MTS800	CLPF2000	CLPF800	CLPO800	CLPO500
MCF20086R5	2000	800	600	MP2008	MPW2008	MTS800	CLPF2000	CLPF800	CLPO800	CLPO600
MCF20105R5	2000	1000	500	MP2010	MPW2010	MTS1000	CLPF2000	CLPF1000	CLPO1000	CLPO500
* MTS is required.										

							
Enclosure				Mounting			
	H	W	D	Mounting profile, in D	Click in profile, in W	Click in profile, in D	Side mounting bar
MCF18084R5	1800	800	400	CLPF400	CLPK800	CLPK400	CMB402
MCF18085R5	1800	800	500	CLPF500	CLPK800	CLPK500	CMB502
MCF18105R5	1800	1000	500	CLPF500	CLPK1000	CLPK500	CMB502
MCF20085R5	2000	800	500	CLPF500	CLPK800	CLPK500	CMB502
MCF20086R5	2000	800	600	CLPF600	CLPK800	CLPK600	CMB602
MCF20105R5	2000	1000	500	CLPF500	CLPK1000	CLPK500	CMB502

						
Enclosure				Mounting		
	H	W	D	Depth dividing bar	Vertical dividing bar	Fixing brackets
MCF18084R5	1800	800	400	VBD400	VB1800	VBK04
MCF18085R5	1800	800	500	VBD500	VB1800	VBK04
MCF18105R5	1800	1000	500	VBD500	VB1800	VBK04
MCF20085R5	2000	800	500	VBD500	VB2000	VBK04
MCF20086R5	2000	800	600	VBD600	VB2000	VBK04
MCF20105R5	2000	1000	500	VBD500	VB2000	VBK04

									
Enclosure				Fixing					Thermal
	H	W	D	Front/rear plinths (100 mm height)	Plinth side panels (100 mm height)	Front/rear plinths (200 mm height)	Plinth side panels (200 mm height)	Ventilated front/ rear plinths (100 mm height)	Ventilated roof
MCF18084R5	1800	800	400	PF1080	PS1040	PF2080	PS2040	PV1080	CVR0804R5
MCF18085R5	1800	800	500	PF1080	PS1050	PF2080	PS2050	PV1080	CVR0805R5
MCF18105R5	1800	1000	500	PF1100	PS1050	PF2100	PS2050	PV1100	CVR1005R5
MCF20085R5	2000	800	500	PF1080	PS1050	PF2080	PS2050	PV1080	CVR0805R5
MCF20086R5	2000	800	600	PF1080	PS1060	PF2080	PS2060	PV1080	CVR0806R5
MCF20105R5	2000	1000	500	PF1100	PS1050	PF2100	PS2050	PV1100	CVR1005R5

									
Enclosure				Baying		Cable			
	H	W	D	Side panels	Segregation plate *	Cable fixing bar (mounted below bottom plates)	Cable fixing bar (mounted above bottom plates)	Ventilated bottom plates	
MCF18084R5	1800	800	400	SPM1804R5	SPD1804	CABP800	CAB800	CVB0804	
MCF18085R5	1800	800	500	SPM1805R5	SPD1805	CABP800	CAB800	CVB0805	
MCF18105R5	1800	1000	500	SPM1805R5	SPD1805	CABP1000	CAB1000	CVB1005	
MCF20085R5	2000	800	500	SPM2005R5	SPD2005	CABP800	CAB800	CVB0805	
MCF20086R5	2000	800	600	SPM2006R5	SPD2006	CABP800	CAB800	CVB0806	
MCF20105R5	2000	1000	500	SPM2005R5	SPD2005	CABP1000	CAB1000	CVB1005	
* CCJ is required.									

Floor Standing Enclosures

Steel Range | Mild Steel

ICT Rack | MCI

IP 55 | TYPE 12, 13 | IK 10



**Material:**

Frame: 1.5 mm steel plate. Door: 2 mm steel plate. Roof plate: 1.5 mm steel plate. Bottom plates: 1 mm galvanized steel. 19" profiles: 2 mm zinc plated steel.

Frame:

Seam welded reversed open profiles with 25 mm hole pattern, according to DIN 43660. Including integrated external hole pattern.

Rear door:

Mounted with hinges, allowing left or right hand opening. Including door frame with 25 mm hole pattern.

Side panels:

Supplied as an accessory.

Roof panel:

Removable.

Lock:

Espagnolette 4-point locking system. Does not interfere with the enclosure inner space. Standard double-bit lock with 3 mm insert. Standard inserts, cylinders, lift handles and T-handles are available as accessories.

Bottom plates:

Consists of three or four (D>600) pieces.

19" profiles:

Provides front and side universal 19" hole pattern. Adjustable in depth by steps of 25 mm.

Earthing:

All panels are earthed through their fittings and are equipped with a separate earthing stud.

Finish:

Frame, rear door and roof plate: RAL 7035 structured powder coating. 19" profiles: zinc plated steel.

Protection:

Complies with IP 55 | TYPE 12, 13 | IK 10, when plain front door and side panels are fitted.

Mounting requirements:

Add side panels for closed sides. Front frame can be covered with FFC or fitted with a glazed or plain door.

Delivery:

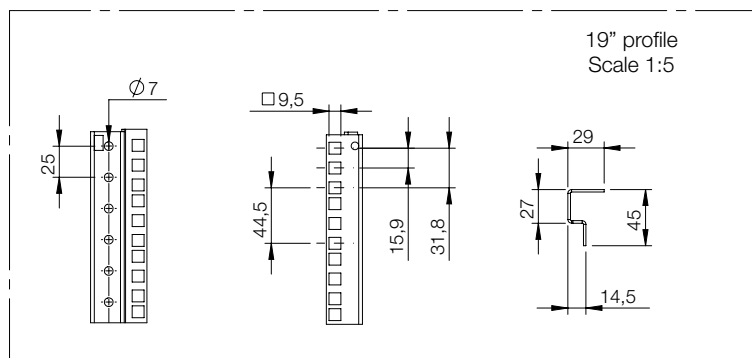
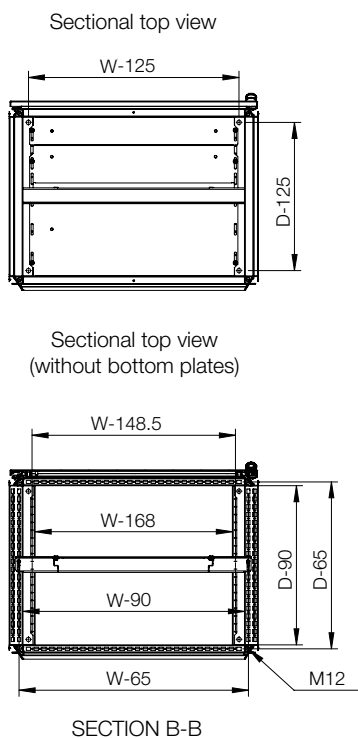
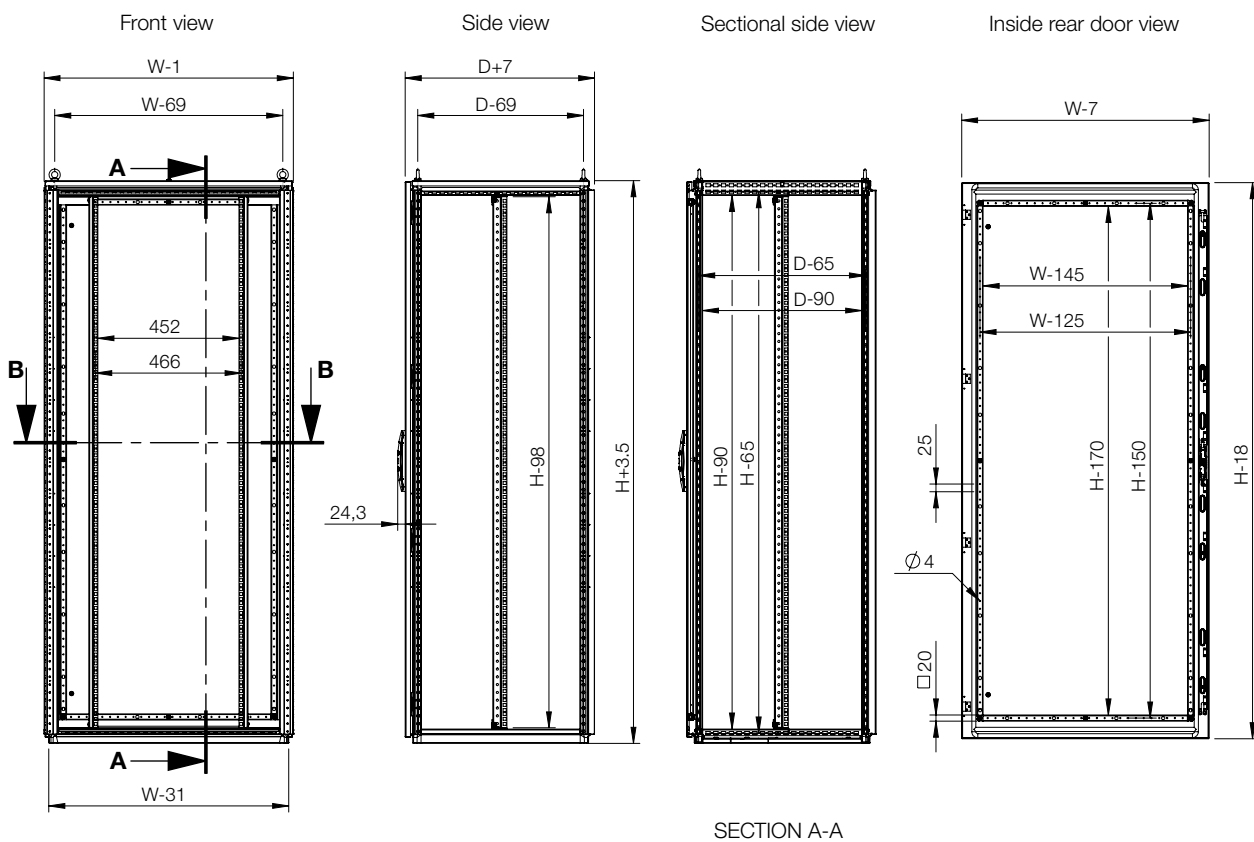
Frame with fitted rear door, roof panel, bottom plates. 19" profiles at front and fixing brackets CIB. For enclosures 2200 mm height, delivery includes two CMB profiles mounted in depth. Delivery also includes earthing bolts. Delivered on a pallet which is identical to the width of the enclosure to allow baying without removal. All packing material is recyclable.



Dimensional table | MCI

IP 55 | TYPE 12, 13 | IK 10

Enclosure dimensions				
H	W	D	Height U	Item no.
1100	600	600	22	MCI11066R5
1400	800	600	29	MCI14086R5
1600	600	600	33	MCI16066R5
1800	600	600	38	MCI18066R5
1800	600	800	38	MCI18068R5
1800	800	600	38	MCI18086R5
2000	600	600	42	MCI20066R5
2000	600	800	42	MCI20068R5
2000	800	600	42	MCI20086R5
2000	800	800	42	MCI20088R5
2200	600	600	47	MCI22066R5
2200	600	800	47	MCI22068R5
2200	800	600	47	MCI22086R5
2200	800	800	47	MCI22088R5



Floor Standing Enclosures

Steel Range | Mild Steel

Compact, single door | MKS

IP 55 | TYPE 12, 13 | IK 10



Material:

Body: 1.35 mm painted steel. Rear and roof panels: 1.5 mm painted steel. Door: 2 mm painted steel. Mounting plate: 3 mm galvanized steel. Bottom plates: 1 mm galvanized steel.

Body:

Four times folded and seam-welded frame. Integrated depth profiles with hole pattern, allowing mounting plate adjustment in depth.

Door:

Mounted with four hinges, allowing left or right hand opening. Including door frame with 25 mm hole pattern.

Rear panel:

Fitted by M6 torx screws. Standard facilities for rear door mounting.

Roof panel:

Removable.

Lock:

Espagnolette 4-point locking system. Does not interfere with the enclosure inner space. Standard double-bit lock with 3 mm insert. Standard inserts, cylinders, lift handles and T-handles are available as accessories.

Bottom plates:

Consists of three pieces.

Mounting plate:

Double folded and slides into position. Adjustable in depth by steps of 25 mm, with the MPD02 accessory. Supplied, attached on the outside of the enclosure packaging.

Earthing:

All panels are earthed through their fittings and are equipped with a separate earthing stud.

Finish:


RAL 7035 structured powder coating.

Protection:

Complies with IP 55 | TYPE 12, 13 | IK 10.

Delivery:

Body with fitted door, rear panel, roof panel, bottom plates, mounting plate and door frame (except PE version). Delivery also includes earthing bolts. The enclosure is delivered on a pallet identical to the enclosure width. All packing material is recyclable.



Dimensional table | MKS

IP 55 | TYPE 12, 13 | IK 10

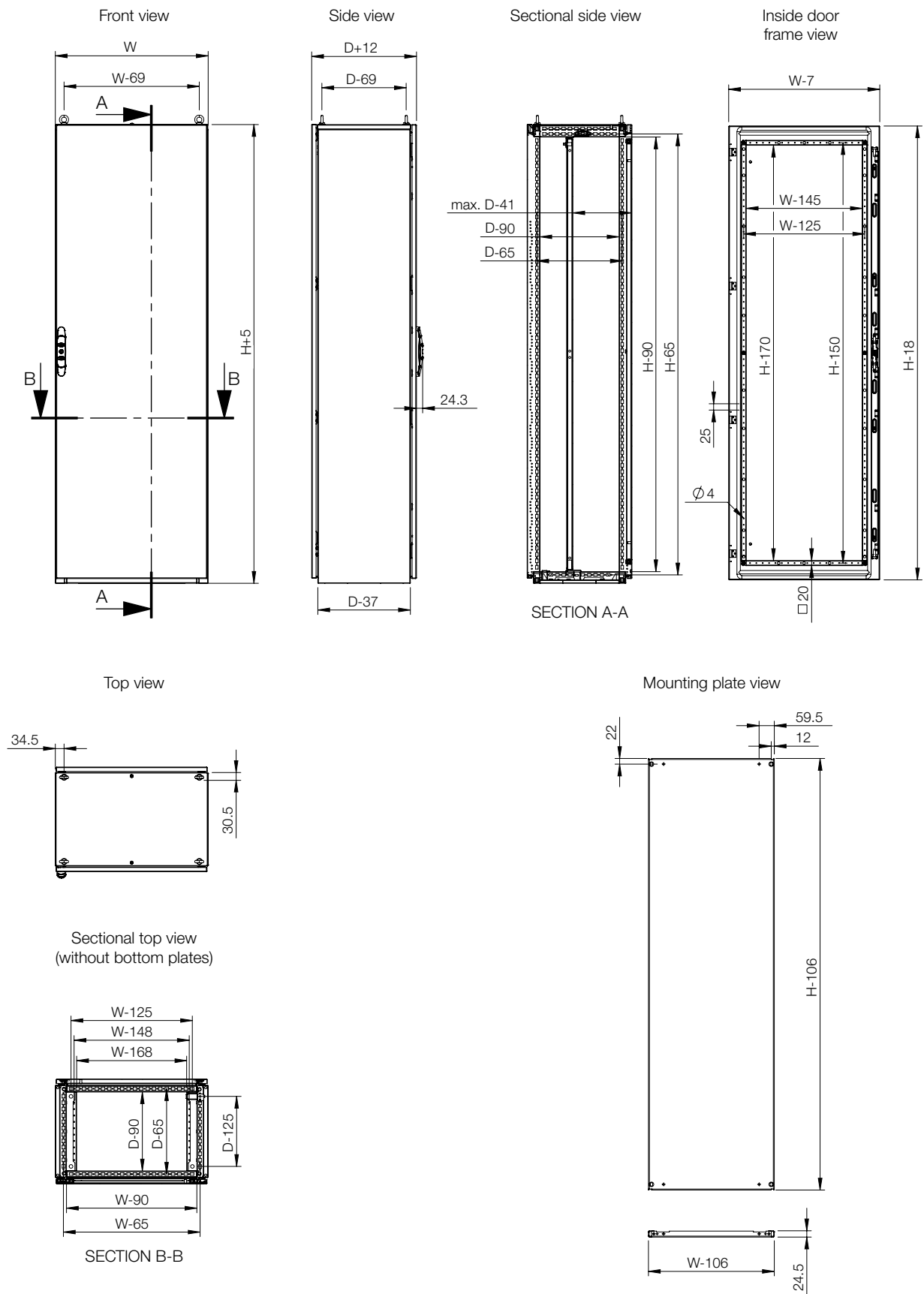
With mounting plate

Enclosure dimensions			Mounting plate dimensions		Usable depth	Item no.
H	W	D	h	w	d	
1200	600	400	1094	494	359	MKS12064R5
1200	800	400	1094	694	359	MKS12084R5
1400	600	300	1294	494	259	MKS14063R5
1400	600	400	1294	494	359	MKS14064R5
1400	800	300	1294	694	259	MKS14083R5
1400	800	400	1294	694	359	MKS14084R5
1600	600	300	1494	494	259	MKS16063R5
1600	600	400	1494	494	359	MKS16064R5
1600	800	300	1494	694	259	MKS16083R5
1600	800	400	1494	694	359	MKS16084R5
1600	800	500	1494	694	459	MKS16085R5
1600	1000	400	1494	894	359	MKS16104R5
1600	1000	500	1494	894	459	MKS16105R5
1800	600	400	1694	494	359	MKS18064R5
1800	800	400	1694	694	359	MKS18084R5
1800	800	500	1694	694	459	MKS18085R5
1800	1000	400	1694	894	359	MKS18104R5
2000	600	400	1894	494	359	MKS20064R5
2000	800	400	1894	694	359	MKS20084R5
2000	800	500	1894	694	459	MKS20085R5
2000	1000	400	1894	894	359	MKS20104R5
2000	1000	500	1894	894	459	MKS20105R5








Without mounting plate

Enclosure dimensions			Item no.
H	W	D	
1200	600	400	MKS12064PER5
1200	800	400	MKS12084PER5
1400	600	300	MKS14063PER5
1400	600	400	MKS14064PER5
1400	800	300	MKS14083PER5
1400	800	400	MKS14084PER5
1600	600	300	MKS16063PER5
1600	600	400	MKS16064PER5
1600	800	300	MKS16083PER5
1600	800	400	MKS16084PER5
1600	800	500	MKS16085PER5
1600	1000	400	MKS16104PER5
1600	1000	500	MKS16105PER5
1800	600	400	MKS18064PER5
1800	800	400	MKS18084PER5
1800	800	500	MKS18085PER5
1800	1000	400	MKS18104PER5
2000	600	400	MKS20064PER5
2000	800	400	MKS20084PER5
2000	800	500	MKS20085PER5
2000	1000	400	MKS20104PER5
2000	1000	500	MKS20105PER5






For added cabling options, add plinths PF and PCP.













Accessories selection matrix | MKS

										
Enclosure				Mounting						
	H	W	D	Mounting plate	Mounting profile, in H	Mounting profile, in W	Mounting profile, in D *	Click in profile, in W *	Click in profile, in D	Outer mounting profile, in W
MKS12064R5	1200	600	400	MP1206	CLPF1200	CLPF600	CLPF400	CLPK600	CLPK400	CLPO600
MKS12084R5	1200	800	400	MP1208	CLPF1200	CLPF800	CLPF400	CLPK800	CLPK400	CLPO800
MKS14063R5	1400	600	300	MP1406	CLPF1400	CLPF600	CLPF300	CLPK600	CLPK300	CLPO600
MKS14064R5	1400	600	400	MP1406	CLPF1400	CLPF600	CLPF400	CLPK600	CLPK400	CLPO600
MKS14083R5	1400	800	300	MP1408	CLPF1400	CLPF800	CLPF300	CLPK800	CLPK300	CLPO800
MKS14084R5	1400	800	400	MP1408	CLPF1400	CLPF800	CLPF400	CLPK800	CLPK400	CLPO800
MKS16063R5	1600	600	300	MP1606	CLPF1600	CLPF600	CLPF300	CLPK600	CLPK300	CLPO600
MKS16064R5	1600	600	400	MP1606	CLPF1600	CLPF600	CLPF400	CLPK600	CLPK400	CLPO600
MKS16083R5	1600	800	300	MP1608	CLPF1600	CLPF800	CLPF300	CLPK800	CLPK300	CLPO800
MKS16084R5	1600	800	400	MP1608	CLPF1600	CLPF800	CLPF400	CLPK800	CLPK400	CLPO800
MKS16085R5	1600	800	500	MP1608	CLPF1600	CLPF800	CLPF500	CLPK800	CLPK500	CLPO800
MKS16104R5	1600	1000	400	MP1610	CLPF1600	CLPF1000	CLPF400	CLPK1000	CLPK400	CLPO1000
MKS16105R5	1600	1000	500	MP1610	CLPF1600	CLPF1000	CLPF500	CLPK1000	CLPK500	CLPO1000
MKS18064R5	1800	600	400	MP1806	CLPF1800	CLPF600	CLPF400	CLPK600	CLPK400	CLPO600
MKS18084R5	1800	800	400	MP1808	CLPF1800	CLPF800	CLPF400	CLPK800	CLPK400	CLPO800
MKS18085R5	1800	800	500	MP1808	CLPF1800	CLPF800	CLPF500	CLPK800	CLPK500	CLPO800
MKS18104R5	1800	1000	400	MP1810	CLPF1800	CLPF1000	CLPF400	CLPK1000	CLPK400	CLPO1000
MKS20064R5	2000	600	400	MP2006	CLPF2000	CLPF600	CLPF400	CLPK600	CLPK400	CLPO600
MKS20084R5	2000	800	400	MP2008	CLPF2000	CLPF800	CLPF400	CLPK800	CLPK400	CLPO800
MKS20085R5	2000	800	500	MP2008	CLPF2000	CLPF800	CLPF500	CLPK800	CLPK500	CLPO800
MKS20104R5	2000	1000	400	MP2010	CLPF2000	CLPF1000	CLPF400	CLPK1000	CLPK400	CLPO1000
MKS20105R5	2000	1000	500	MP2010	CLPF2000	CLPF1000	CLPF500	CLPK1000	CLPK500	CLPO1000





* For compact enclosures (MKS/MKD) the CLPF in depth or a CLPK in width should be used in combination with CAK02 (Profile bracket for compact enclosures).

								
Enclosure				Mounting				
	H	W	D	Side mounting bar	Full height swing frame	Swing frame middle mounted	Swing frame side mounted	Swing frame transversal support bars
MKS12064R5	1200	600	400	CMB402	-	-	-	-
MKS12084R5	1200	800	400	CMB402	-	-	-	-
MKS14063R5	1400	600	300	CMB302	ESFC276	-	-	ESFB06
MKS14064R5	1400	600	400	CMB402	ESFC276	-	-	ESFB06
MKS14083R5	1400	800	300	CMB302	ESFC276	ESFM278	ESFS278	ESFB08
MKS14084R5	1400	800	400	CMB402	ESFC276	ESFM278	ESFS278	ESFB08
MKS16063R5	1600	600	300	CMB302	ESFC316	-	-	ESFB06
MKS16064R5	1600	600	400	CMB402	ESFC316	-	-	ESFB06
MKS16083R5	1600	800	300	CMB302	ESFC316	ESFM318	ESFS278	ESFB08
MKS16084R5	1600	800	400	CMB402	ESFC316	ESFM318	ESFS318	ESFB08
MKS16085R5	1600	800	500	CMB502	ESFC316	ESFM318	ESFS318	ESFB08
MKS16104R5	1600	1000	400	CMB402	ESFC316	ESFM318	ESFS318	ESFB10
MKS16105R5	1600	1000	500	CMB502	ESFC316	ESFM318	ESFS318	ESFB10
MKS18064R5	1800	600	400	CMB402	ESFC366	-	-	ESFB06
MKS18084R5	1800	800	400	CMB402	ESFC366	ESFM368	ESFS368	ESFB08
MKS18085R5	1800	800	500	CMB502	ESFC366	ESFM368	ESFS368	ESFB08
MKS18104R5	1800	1000	400	CMB402	ESFC366	ESFM368	ESFS368	ESFB10
MKS20064R5	2000	600	400	CMB402	ESFC406	-	-	ESFB06
MKS20084R5	2000	800	400	CMB402	ESFC406	ESFM408	ESFS408	ESFB08
MKS20085R5	2000	800	500	CMB502	ESFC406	ESFM408	ESFS408	ESFB08
MKS20104R5	2000	1000	400	CMB402	ESFC406	ESFM408	ESFS408	ESFB10
MKS20105R5	2000	1000	500	CMB502	ESFC406	ESFM408	ESFS408	ESFB10

								
Enclosure				Mounting		Doors		
	H	W	D	Mounting profiles (19") *	Brackets for fixing 19" mounting profiles	Plain door **	Glazed door **	Inner door
MKS12064R5	1200	600	400	CIP24	CIB600	DN1206R5	DNG1206R5	DI1206R5
MKS12084R5	1200	800	400	CIP24	CIB800	DN1208R5	DNG1208R5	DI1208R5
MKS14063R5	1400	600	300	CIP29	CIB600	DN1406R5	DNG1406R5	DI1406R5
MKS14064R5	1400	600	400	CIP29	CIB600	DN1406R5	DNG1406R5	DI1406R5
MKS14083R5	1400	800	300	CIP29	CIB800	DN1408R5	DNG1408R5	DI1408R5
MKS14084R5	1400	800	400	CIP29	CIB800	DN1408R5	DNG1408R5	DI1408R5
MKS16063R5	1600	600	300	CIP33	CIB600	DN1606R5	DNG1606R5	DI1606R5
MKS16064R5	1600	600	400	CIP33	CIB600	DN1606R5	DNG1606R5	DI1606R5
MKS16083R5	1600	800	300	CIP33	CIB800	DN1608R5	DNG1608R5	DI1608R5
MKS16084R5	1600	800	400	CIP33	CIB800	DN1608R5	DNG1608R5	DI1608R5
MKS16085R5	1600	800	500	CIP33	CIB800	DN1608R5	DNG1608R5	DI1608R5
MKS16104R5	1600	1000	400	-	-	DN1610R5	-	-
MKS16105R5	1600	1000	500	-	-	DN1610R5	-	-
MKS18064R5	1800	600	400	CIP38	CIB600	DN1806R5	DNG1806R5	DI1806R5
MKS18084R5	1800	800	400	CIP38	CIB800	DN1808R5	DNG1808R5	DI1808R5
MKS18085R5	1800	800	500	CIP38	CIB800	DN1808R5	DNG1808R5	DI1808R5
MKS18104R5	1800	1000	400	-	-	DN1810R5	-	-
MKS20064R5	2000	600	400	CIP42	CIB600	DN2006R5	DNG2006R5	DI2006R5
MKS20084R5	2000	800	400	CIP42	CIB800	DN2008R5	DNG2008R5	DI2008R5
MKS20085R5	2000	800	500	CIP42	CIB800	DN2008R5	DNG2008R5	DI2008R5
MKS20104R5	2000	1000	400	-	-	DN2010R5	-	-
MKS20105R5	2000	1000	500	-	-	DN2010R5	-	-
* CIB, CID or CIWR are required.								
** DNMK is required for additional door.								

								
Enclosure				Fixing				
	H	W	D	Front/rear plinths (100 mm height)	Side plinths (100 mm height)	Front/rear plinths (200 mm height)	Side plinths (200 mm height)	Ventilated front/rear plinths
MKS12064R5	1200	600	400	PF1060	PS1040	PF2060	PS2040	PV1060
MKS12084R5	1200	800	400	PF1080	PS1040	PF2080	PS2040	PV1080
MKS14063R5	1400	600	300	PF1060	PS1030	PF2060	PS2030	PV1060
MKS14064R5	1400	600	400	PF1060	PS1040	PF2060	PS2040	PV1060
MKS14083R5	1400	800	300	PF1080	PS1030	PF2080	PS2030	PV1080
MKS14084R5	1400	800	400	PF1080	PS1040	PF2080	PS2040	PV1080
MKS16063R5	1600	600	300	PF1060	PS1030	PF2060	PS2030	PV1060
MKS16064R5	1600	600	400	PF1060	PS1040	PF2060	PS2040	PV1060
MKS16083R5	1600	800	300	PF1080	PS1030	PF2080	PS2030	PV1080
MKS16084R5	1600	800	400	PF1080	PS1040	PF2080	PS2040	PV1080
MKS16085R5	1600	800	500	PF1080	PS1050	PF2080	PS2050	PV1080
MKS16104R5	1600	1000	400	PF1100	PS1040	PF2100	PS2040	PV1100
MKS16105R5	1600	1000	500	PF1100	PS1050	PF2100	PS2050	PV1100
MKS18064R5	1800	600	400	PF1060	PS1040	PF2060	PS2040	PV1060
MKS18084R5	1800	800	400	PF1080	PS1040	PF2080	PS2040	PV1080
MKS18085R5	1800	800	500	PF1080	PS1050	PF2080	PS2050	PV1080
MKS18104R5	1800	1000	400	PF1100	PS1040	PF2100	PS2040	PV1100
MKS20064R5	2000	600	400	PF1060	PS1040	PF2060	PS2040	PV1060
MKS20084R5	2000	800	400	PF1080	PS1040	PF2080	PS2040	PV1080
MKS20085R5	2000	800	500	PF1080	PS1050	PF2080	PS2050	PV1080
MKS20104R5	2000	1000	400	PF1100	PS1040	PF2100	PS2040	PV1100
MKS20105R5	2000	1000	500	PF1100	PS1050	PF2100	PS2050	PV1100

Accessories selection matrix | MKS

							
Enclosure				Thermal	Cable		
	H	W	D	Ventilated roof	Cable fixing bar (mounted below bottom plates)	Cable fixing bar (mounted above bottom plates)	Ventilated bottom plates
MKS12064R5	1200	600	400	CVR0604R5	CABP600	CAB600	CVB0604
MKS12084R5	1200	800	400	CVR0804R5	CABP800	CAB800	CVB0804
MKS14063R5	1400	600	300	CVR0603R5	CABP600	CAB600	-
MKS14064R5	1400	600	400	CVR0604R5	CABP600	CAB600	CVB0604
MKS14083R5	1400	800	300	CVR0803R5	CABP800	CAB800	-
MKS14084R5	1400	800	400	CVR0804R5	CABP800	CAB800	CVB0804
MKS16063R5	1600	600	300	CVR0603R5	CABP600	CAB600	-
MKS16064R5	1600	600	400	CVR0604R5	CABP600	CAB600	CVB0604
MKS16083R5	1600	800	300	CVR0803R5	CABP800	CAB800	-
MKS16084R5	1600	800	400	CVR0804R5	CABP800	CAB800	CVB0804
MKS16085R5	1600	800	500	CVR0805R5	CABP800	CAB800	CVB0805
MKS16104R5	1600	1000	400	CVR1004R5	CABP1000	CAB1000	CVB1004
MKS16105R5	1600	1000	500	CVR1005R5	CABP1000	CAB1000	CVB1005
MKS18064R5	1800	600	400	CVR0604R5	CABP600	CAB600	CVB0604
MKS18084R5	1800	800	400	CVR0804R5	CABP800	CAB800	CVB0804
MKS18085R5	1800	800	500	CVR0805R5	CABP800	CAB800	CVB0805
MKS18104R5	1800	1000	400	CVR1004R5	CABP1000	CAB1000	CVB1004
MKS20064R5	2000	600	400	CVR0604R5	CABP600	CAB600	CVB0604
MKS20084R5	2000	800	400	CVR0804R5	CABP800	CAB800	CVB0804
MKS20085R5	2000	800	500	CVR0805R5	CABP800	CAB800	CVB0805
MKS20104R5	2000	1000	400	CVR1004R5	CABP1000	CAB1000	CVB1004
MKS20105R5	2000	1000	500	CVR1005R5	CABP1000	CAB1000	CVB1005

01

Floor Standing Enclosures



Floor Standing Enclosures

Steel Range | Mild Steel

Compact, double door | MKD

IP 55 | TYPE 12, 13 | IK 10



**Material:**

Body: 1.35 mm painted steel. Rear and roof panels: 1.5 mm painted steel. Door: 2 mm painted steel. Mounting plate: 3 mm galvanized steel. Bottom plates: 1 mm galvanized steel.

Body:

Four times folded and seam-welded frame. Integrated depth profiles with hole pattern, allowing mounting plate adjustment in depth.

Doors:

Mounted with four hinges. Including door frame with 25 mm hole pattern. Standard doors cannot be reversed. Separate doors to be ordered for left hand door locking.

Rear panel:

Fitted by M6 torx screws. Standard facilities for rear door mounting. Split rear panels on 1600 mm wide enclosures.

Roof panel:

Removable.

Lock:

Espagnolette 4-point locking system in the main door and 2-point locking system in the slave door. Standard double-bit lock with 3 mm insert. Standard inserts, cylinders, lift handles and T-handles are available as accessories.

Bottom plates:

Consists of three pieces.

Mounting plate:

Double folded and slides into position. Adjustable in depth by steps of 25 mm, with the MPD02 accessory. Supplied, attached on the outside of the enclosure packaging.

Earthing:

All panels are earthed through their fittings and are equipped with a separate earthing stud.

Finish:

RAL 7035 structured powder coating.

Protection:

Complies with IP 55 | TYPE 12, 13 | IK 10.

Delivery:

Body with fitted door, rear panel, roof panel, bottom plates, mounting plate (except in PE version) and door frame. Delivery also includes earthing bolts. The enclosure is delivered on a pallet identical to the enclosure width. All packing material is recyclable.



Dimensional table | MKD

IP 55 | TYPE 12, 13 | IK 10

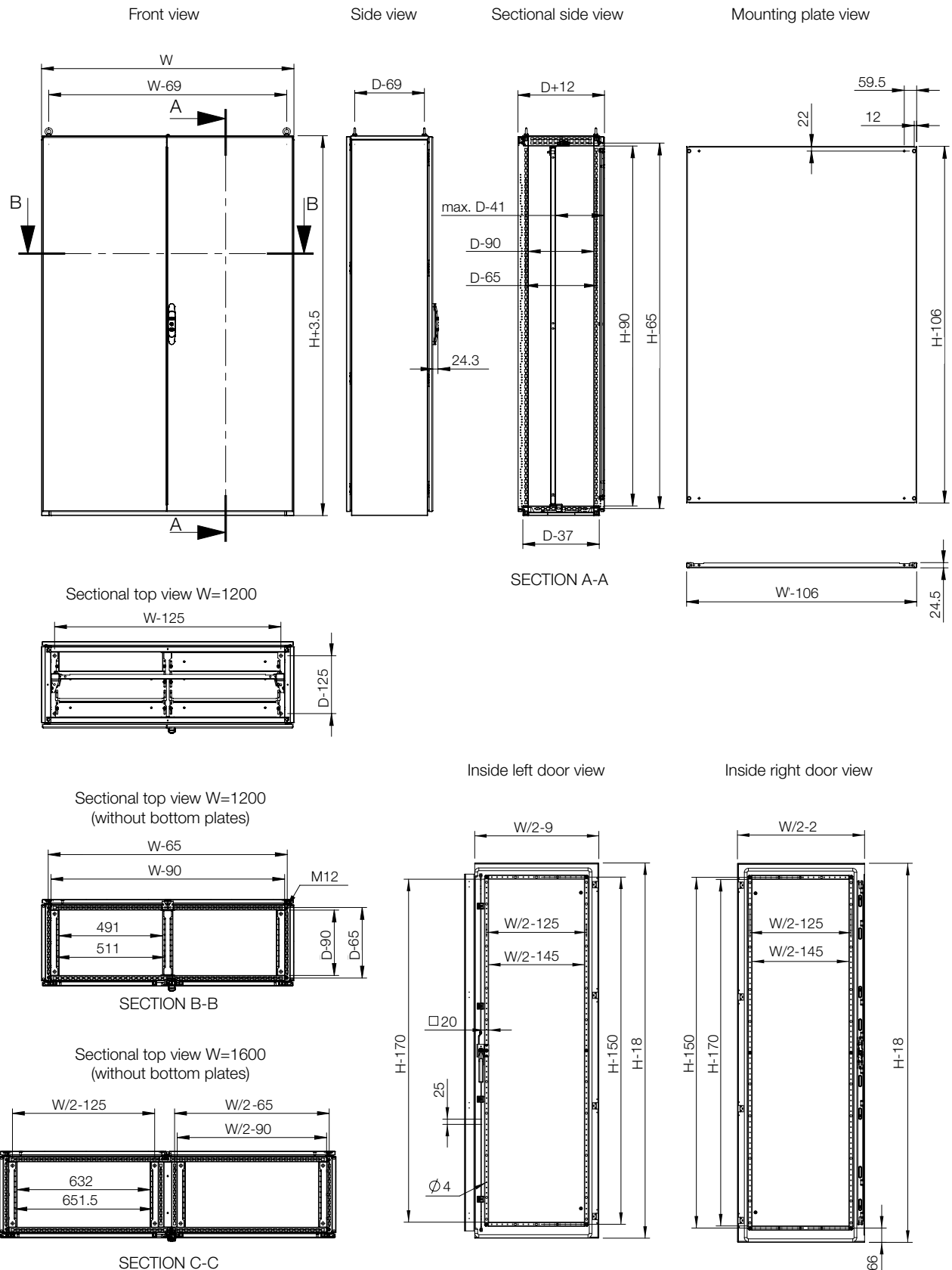
With mounting plate

Enclosure dimensions			Mounting plate dimensions		Usable depth	Item no.
H	W	D	h	w	d	
1200	1200	400	1094	1094	359	MKD12124R5
1400	1000	300	1294	894	259	MKD14103R5
1400	1000	400	1294	894	359	MKD14104R5
1400	1200	300	1294	1094	259	MKD14123R5
1400	1200	400	1294	1094	359	MKD14124R5
1600	1200	400	1494	1094	359	MKD16124R5
1600	1200	500	1494	1094	459	MKD16125R5
1800	1200	400	1694	1094	359	MKD18124R5
1800	1200	500	1694	1094	459	MKD18125R5
1800	1600	400	1694	1494	359	MKD18164R5
1800	1600	500	1694	1494	459	MKD18165R5
2000	1200	400	1894	1094	359	MKD20124R5
2000	1200	500	1894	1094	459	MKD20125R5
2000	1600	400	1894	1494	359	MKD20164R5
2000	1600	500	1894	1494	459	MKD20165R5









Without mounting plate

Enclosure dimensions			Item no.
H	W	D	
1200	1200	400	MKD12124PER5
1400	1000	300	MKD14103PER5
1400	1000	400	MKD14104PER5
1400	1200	300	MKD14123PER5
1400	1200	400	MKD14124PER5
1600	1200	400	MKD16124PER5
1600	1200	500	MKD16125PER5
1800	1200	400	MKD18124PER5
1800	1200	500	MKD18125PER5
1800	1600	400	MKD18164PER5
1800	1600	500	MKD18165PER5
2000	1200	400	MKD20124PER5
2000	1200	500	MKD20125PER5
2000	1600	400	MKD20164PER5
2000	1600	500	MKD20165PER5








For added cabling options, add plinths PF and PCP.



Accessories selection matrix | MKD

											
Enclosure				Mounting							
	H	W	D	Mounting plate	Mounting profile, in H	Mounting profile, in W	Mounting profile, in D *	Click in profile, in W *	Click in profile, in D	Side mounting bar	Outer mounting profile, in W
MKD12124R5	1200	1200	400	MP1212	CLPF1200	CLPF1200	CLPF400	CLPK1200	CLPK400	CMB402	CLPO1200
MKD14103R5	1400	1000	300	MP1410	CLPF1400	CLPF1000	CLPF300	CLPK1000	CLPK300	CMB302	CLPO1000
MKD14104R5	1400	1000	400	MP1410	CLPF1400	CLPF1000	CLPF400	CLPK1000	CLPK400	CMB402	CLPO1000
MKD14123R5	1400	1200	300	MP1412	CLPF1400	CLPF1200	CLPF300	CLPK1200	CLPK300	CMB302	CLPO1200
MKD14124R5	1400	1200	400	MP1412	CLPF1400	CLPF1200	CLPF400	CLPK1200	CLPK400	CMB402	CLPO1200
MKD16124R5	1600	1200	400	MP1612	CLPF1600	CLPF1200	CLPF400	CLPK1200	CLPK400	CMB402	CLPO1200
MKD16125R5	1600	1200	500	MP1612	CLPF1600	CLPF1200	CLPF500	CLPK1200	CLPK500	CMB502	CLPO1200
MKD18124R5	1800	1200	400	MP1812	CLPF1800	CLPF1200	CLPF400	CLPK1200	CLPK400	CMB402	CLPO1200
MKD18125R5	1800	1200	500	MP1812	CLPF1800	CLPF1200	CLPF500	CLPK1200	CLPK500	CMB502	CLPO1200
MKD18164R5	1800	1600	400	MP1816	CLPF1800	CLPF1600	CLPF400	-	CLPK400	CMB402	-
MKD18165R5	1800	1600	500	MP1816	CLPF1800	CLPF1600	CLPF500	-	CLPK500	CMB502	-
MKD20124R5	2000	1200	400	MP2012	CLPF2000	CLPF1200	CLPF400	CLPK1200	CLPK400	CMB402	CLPO1200
MKD20125R5	2000	1200	500	MP2012	CLPF2000	CLPF1200	CLPF500	CLPK1200	CLPK500	CMB502	CLPO1200
MKD20164R5	2000	1600	400	MP2016	CLPF2000	CLPF1600	CLPF400	-	CLPK400	CMB402	-
MKD20165R5	2000	1600	500	MP2016	CLPF2000	CLPF1600	CLPF500	-	CLPK500	CMB502	-

* For compact enclosures (MKS/MKD) the CLPF in depth or a CLPK in width should be used in combination with CAK02 (Profile bracket for compact enclosures).

										
Enclosure				Fixing					Doors	
	H	W	D	Front/rear plinths (100 mm height)	Plinth side panels (100 mm height)	Front/rear plinths (200 mm height)	Plinth side panels (200 mm height)	Ventilated front/rear plinths (100 mm height)	Plain door, left *	Plain door, right *
MKD12124R5	1200	1200	400	PF1120	PS1040	PF2120	PS2040	PV1120	DN1206LR5	DN1206RR5
MKD14103R5	1400	1000	300	PF1100	PS1030	PF2100	PS2030	PV1100	DN1405LR5	DN1405RR5
MKD14104R5	1400	1000	400	PF1100	PS1040	PF2100	PS2040	PV1100	DN1405LR5	DN1405RR5
MKD14123R5	1400	1200	300	PF1120	PS1030	PF2120	PS2030	PV1120	DN1406LR5	DN1406RR5
MKD14124R5	1400	1200	400	PF1120	PS1040	PF2120	PS2040	PV1120	DN1406LR5	DN1406RR5
MKD16124R5	1600	1200	400	PF1120	PS1040	PF2120	PS2040	PV1120	DN1606LR5	DN1606RR5
MKD16125R5	1600	1200	500	PF1120	PS1050	PF2120	PS2050	PV1120	DN1606LR5	DN1606RR5
MKD18124R5	1800	1200	400	PF1120	PS1040	PF2120	PS2040	PV1120	DN1806LR5	DN1806RR5
MKD18125R5	1800	1200	500	PF1120	PS1050	PF2120	PS2050	PV1120	DN1806LR5	DN1806RR5
MKD18164R5	1800	1600	400	2x PF1080	PS1040	2x PF2080	PS2040	2x PV1080	DN1808LR5	DN1808RR5
MKD18165R5	1800	1600	500	2x PF1080	PS1050	2x PF2080	PS2050	2x PV1080	DN1808LR5	DN1808RR5
MKD20124R5	2000	1200	400	PF1120	PS1040	PF2120	PS2040	PV1120	DN2006LR5	DN2006RR5
MKD20125R5	2000	1200	500	PF1120	PS1050	PF2120	PS2050	PV1120	DN2006LR5	DN2006RR5
MKD20164R5	2000	1600	400	2x PF1080	PS1040	2x PF2080	PS2040	2x PV1080	DN2008LR5	DN2008RR5
MKD20165R5	2000	1600	500	2x PF1080	PS1050	2x PF2080	PS2050	2x PV1080	DN2008LR5	DN2008RR5

* DNMK is required for additional door.

							
Enclosure				Thermal	Cable		
	H	W	D	Ventilated roof	Cable fixing bar (mounted below bottom plates)	Cable fixing bar (mounted above bottom plates)	Ventilated bottom plates
MKD12124R5	1200	1200	400	CVR1204R5	CABP1200	CAB1200	-
MKD14103R5	1400	1000	300	CVR1003R5	CABP1000	CAB1000	-
MKD14104R5	1400	1000	400	CVR1004R5	CABP1000	CAB1000	-
MKD14123R5	1400	1200	300	CVR1203R5	CABP1200	CAB1200	-
MKD14124R5	1400	1200	400	CVR1004R5	CABP1200	CAB1200	-
MKD16124R5	1600	1200	400	CVR1204R5	CABP1200	CAB1200	-
MKD16125R5	1600	1200	500	CVR1205R5	CABP1200	CAB1200	-
MKD18124R5	1800	1200	400	CVR1204R5	CABP1200	CAB1200	-
MKD18125R5	1800	1200	500	CVR1205R5	CABP1200	CAB1200	-
MKD18164R5	1800	1600	400	CVR1604R5	CABP800	CAB800	2x CVB0804
MKD18165R5	1800	1600	500	CVR1605R5	CABP800	CAB800	2x CVB0805
MKD20124R5	2000	1200	400	CVR1204R5	CABP1200	CAB1200	-
MKD20125R5	2000	1200	500	CVR1205R5	CABP1200	CAB1200	-
MKD20164R5	2000	1600	400	CVR1604R5	CABP800	CAB800	2x CVB0804
MKD20165R5	2000	1600	500	CVR1605R5	CABP800	CAB800	2x CVB0805

Floor Standing Enclosures

Steel Range | Stainless Steel

Combinable, single door | MCSS

IP 55 | TYPE 12, 13 | IK 10



Material:

AISI 304L pre-grained stainless steel / AISI 316L. Frame: 1.5 mm. Door: 2 mm. Rear, roof and side panels: 1.5 mm. Bottom plates: 1.5 mm stainless steel. Mounting plate: 3 mm galvanized steel.

Frame:

Seam welded reversed open profiles with 25 mm hole pattern, according to DIN 43660.

Door:

Mounted with four hinges allowing left or right hand opening. Including door frame with 25 mm hole pattern.

Rear panel:

Fitted by M6 torx screws. Standard facilities for rear door mounting.

Side panels:

Supplied as an accessory.

Roof panel:

Removable.

Lock:

Espagnolette 4-point locking system. Does not interfere with the enclosure inner space. Standard double-bit 3 mm insert. Standard inserts, cylinders, lift handles and T-handle are available as accessories.

Bottom plates:

One piece bottom plate, with injected polyurethane gasket to ensure maximum sealing.

Mounting plate:

Double folded and slides into position. Adjustable in depth by steps of 25 mm, with the MPD02 accessory. Mounting plate is supplied, attached on the outside of the enclosure packaging.

Earthing:

All panels are earthed through their fittings and are equipped with a separate earthing stud.

Finish:

400 pre-grained stainless steel.

Protection:

Corresponds with IP 55 | TYPE 12, 13 | IK 10.

Mounting requirements:

Standard delivery ready for combined installation. For stand-alone installation, add side panels.

Delivery:

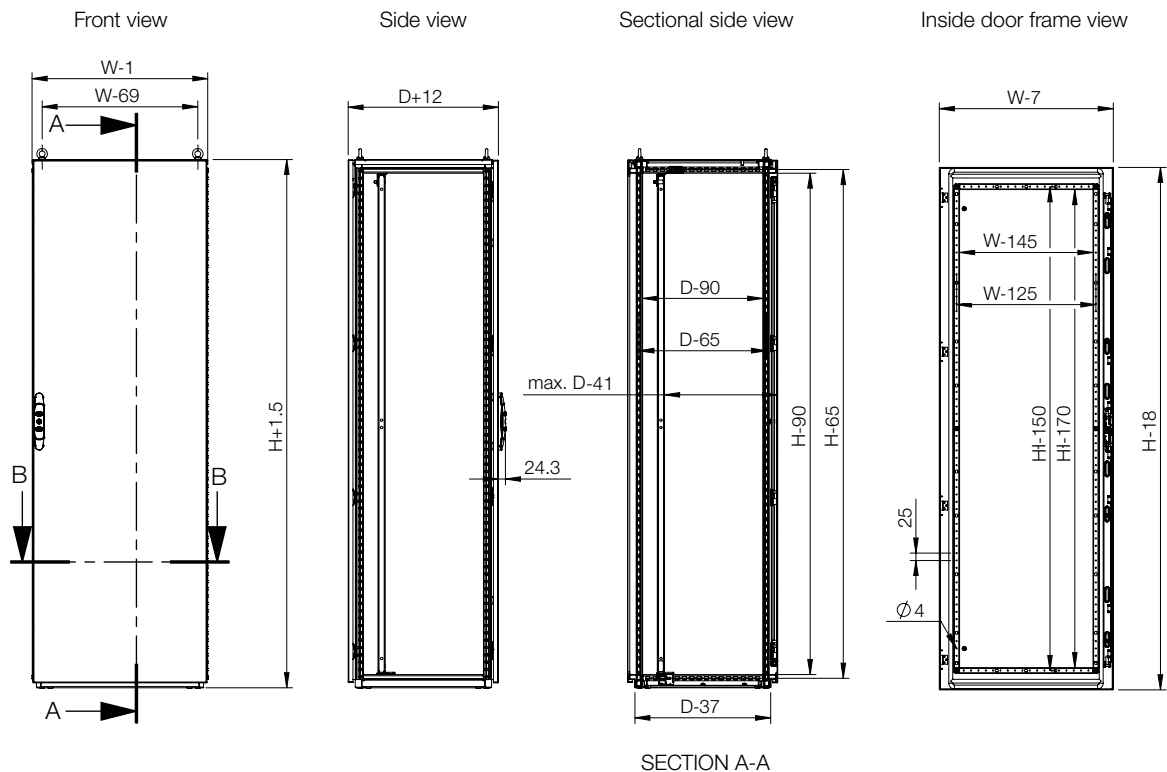
Frame with fitted door, rear panel, roof panel, bottom plate, mounting plate and door frame. Delivery also includes earthing bolts. Delivered on a pallet which is identical to the width of the enclosure to allow baying without removal. All packing material is recyclable.



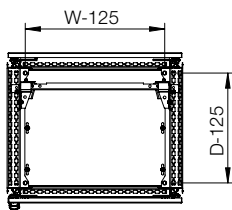
Dimensional table | MCSS

IP 55 | TYPE 12, 13 | IK 10

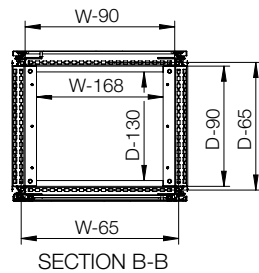
Enclosure dimensions			Mounting plate dimensions		Item no.
H	W	D	h	w	
1800	600	500	1694	494	MCSS18065
1800	600	500	1694	494	MCSS18065-316
1800	800	500	1694	694	MCSS18085
1800	800	500	1694	694	MCSS18085-316
1800	1000	500	1694	894	MCSS18105
1800	1000	500	1694	894	MCSS18105-316
2000	600	600	1894	494	MCSS20066
2000	600	600	1894	494	MCSS20066-316
2000	800	600	1894	694	MCSS20086
2000	800	600	1894	694	MCSS20086-316
2000	1000	600	1894	894	MCSS20106
2000	1000	600	1894	894	MCSS20106-316



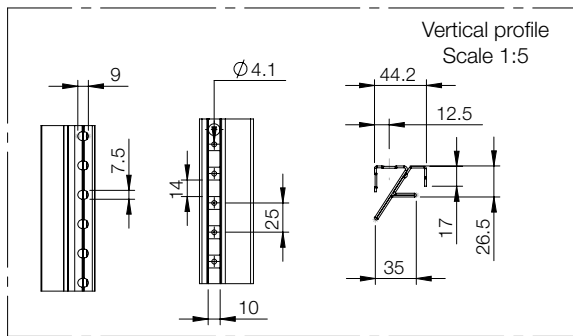
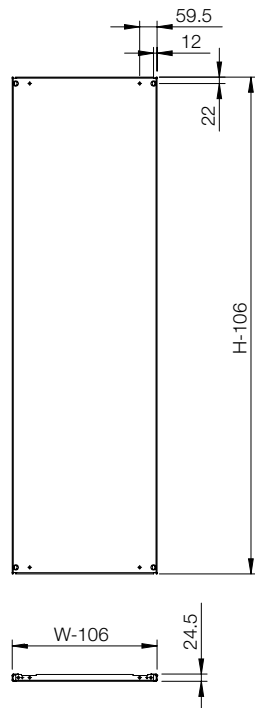
Sectional top view



Sectional top view
(without bottom plates)









Mounting plate view



Accessories selection matrix | MCSS

									
Enclosure				Mounting					
	H	W	D	Mounting plate	Wide mounting plate *	Transversal sliding profiles	Mounting profiles (19") **	Brackets for fixing 19" mounting profiles	Side mounting bar
MCSS18065	1800	600	500	MP1806	MPW1806	MTS600	CIP38	CIB600	CMB502
MCSS18085	1800	800	500	MP1808	MPW1808	MTS800	CIP38	CIB800	CMB502
MCSS18105	1800	1000	500	MP1810	MPW1810	MTS1000	-	-	CMB502
MCSS20066	2000	600	600	MP2006	MPW2006	MTS600	CIP42	CIB600	CMB602
MCSS20086	2000	800	600	MP2008	MPW2008	MTS800	CIP42	CIB800	CMB602
MCSS20106	2000	1000	600	MP2010	MPW2010	MTS1000	-	-	CMB602
* MTS is required. ** CIB, CID or CIWR are required.									

										
Enclosure				Mounting						
	H	W	D	Mounting profile, in H	Mounting profile, in W	Mounting profile, in D	Click in profile, in W	Click in profile, in D	Outer mounting profile, in W	Outer mounting profile, in D
MCSS18065	1800	600	500	CLPF1800	CLPF600	CLPF500	CLPK600	CLPK500	CLPO600	CLPO500
MCSS18085	1800	800	500	CLPF1800	CLPF800	CLPF500	CLPK800	CLPK500	CLPO800	CLPO500
MCSS18105	1800	1000	500	CLPF1800	CLPF1000	CLPF500	CLPK1000	CLPK500	CLPO1000	CLPO500
MCSS20066	2000	600	600	CLPF2000	CLPF600	CLPF600	CLPK600	CLPK600	CLPO600	CLPO600
MCSS20086	2000	800	600	CLPF2000	CLPF800	CLPF600	CLPK800	CLPK600	CLPO800	CLPO600
MCSS20106	2000	1000	600	CLPF2000	CLPF1000	CLPF600	CLPK1000	CLPK600	CLPO1000	CLPO600

							
Enclosure				Fixing			
	H	W	D	Full height swing frame *	Swing frame middle mounted *	Swing frame side mounted *	Swing frame transversal support bars
MCSS18065	1800	600	500	ESFC366	-	-	ESFB06
MCSS18085	1800	800	500	ESFC366	ESFM368	ESFS368	ESFB08
MCSS18105	1800	1000	500	ESFC366	ESFM368	ESFS368	ESFB10
MCSS20066	2000	600	600	ESFC406	-	-	ESFB06
MCSS20086	2000	800	600	ESFC406	ESFM408	ESFS408	ESFB08
MCSS20106	2000	1000	600	ESFC406	ESFM408	ESFS408	ESFB10
* ESFB is required.							

Enclosure				Fixing			
	H	W	D	Front/rear plinths (100 mm height)	Plinth side panels (100 mm height)	Front/rear plinths (200 mm height)	Plinth side panels (200 mm height)
MCSS18065	1800	600	500	PFS1060	PSS1050	PFS2060	PSS2050
MCSS18085	1800	800	500	PFS1080	PSS1050	PFS2080	PSS2050
MCSS18105	1800	1000	500	PFS1100	PSS1050	PFS2100	PSS2050
MCSS20066	2000	600	600	PFS1060	PSS1060	PFS2060	PSS2060
MCSS20086	2000	800	600	PFS1080	PSS1060	PFS2080	PSS2060
MCSS20106	2000	1000	600	PFS1100	PSS1060	PFS2100	PSS2060

Enclosure				Doors			Baying		Cable
	H	W	D	Plain door *	Glazed door *	Inner door	Side panels	Segregation plate **	Cable fixing bar (mounted above bottom plates)
MCSS18065	1800	600	500	DNSS1806	DNGS1806	DI1806R5	SPMS1805	SPDS1805	CAB600
MCSS18085	1800	800	500	DNSS1808	DNGS1808	DI1808R5	SPMS1805	SPDS1805	CAB800
MCSS18105	1800	1000	500	DNSS1810	DNGS1810	-	SPMS1805	SPDS1805	CAB1000
MCSS20066	2000	600	600	DNSS2006	DNGS2006	DI2006R5	SPMS2006	SPDS2006	CAB600
MCSS20086	2000	800	600	DNSS2008	DNGS2008	DI2008R5	SPMS2006	SPDS2006	CAB800
MCSS20106	2000	1000	600	DNSS2010	DNGS2010	-	SPMS2006	SPDS2006	CAB1000
* DNMS is required for each additional door.									
** CCJ is required.									

Floor Standing Enclosures

Steel Range | Stainless Steel

Combinable, double door | MCDS

IP 55 | TYPE 12, 13 | IK 10



**Material:**

AISI 304L pre-grained stainless steel / AISI 316L. Frame: 1.5 mm. Door: 2 mm. Rear, roof and side panels: 1.5 mm. Bottom plates: 1.5 mm stainless steel. Mounting plate: 3 mm galvanized steel.

Frame:

Seam welded reversed open profiles with 25 mm hole pattern, according to DIN 43660.

Door:

Mounted with four hinges. Including door frame with 25 mm hole pattern. Doors cannot be reversed. Separate doors to be ordered for left hand door locking.

Rear panel:

Fitted by M6 torx screws. Standard facilities for rear door mounting. Split rear panels in 1600 mm wide enclosures.

Side panels:

Supplied as an accessory.

Roof panel:

Removable.

Lock:

Espagnolette 4-point locking system in the main door and 2-point locking system in the slave door. Standard double-bit lock with 3 mm insert. Standard inserts, cylinders, lift handles and T-handle are available as accessories.

Bottom plates:

Two piece bottom plate in 1200 mm width, with injected polyurethane gasket to ensure maximum sealing.

Mounting plate:

Double folded and adjustable in depth by steps of 25 mm, with the MPD02 accessory. Mounting plate is delivered, attached on the outside of the enclosure packaging.

Earthing:

All panels are earthed through their fittings and are equipped with a separate earthing stud.

Finish:

400 pre-grained stainless steel.

Protection:

Complies with IP 55 | TYPE 12, 13 | IK 10.

Mounting requirements:

Standard delivery ready for combined installation. For stand-alone installation, add side panels.

Delivery:

Frame with fitted doors, rear panel, roof panel, bottom plates, mounting plate and door frame. Delivery also includes earthing bolts. Delivered on a pallet which is identical to the width of the enclosure to allow baying without removal. Packing material is recyclable.

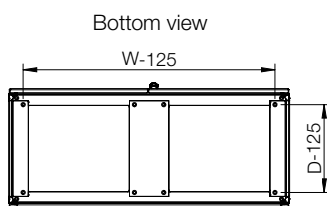
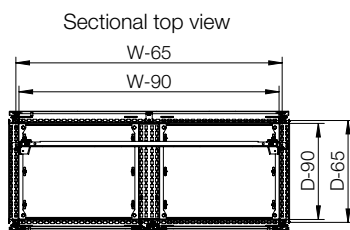
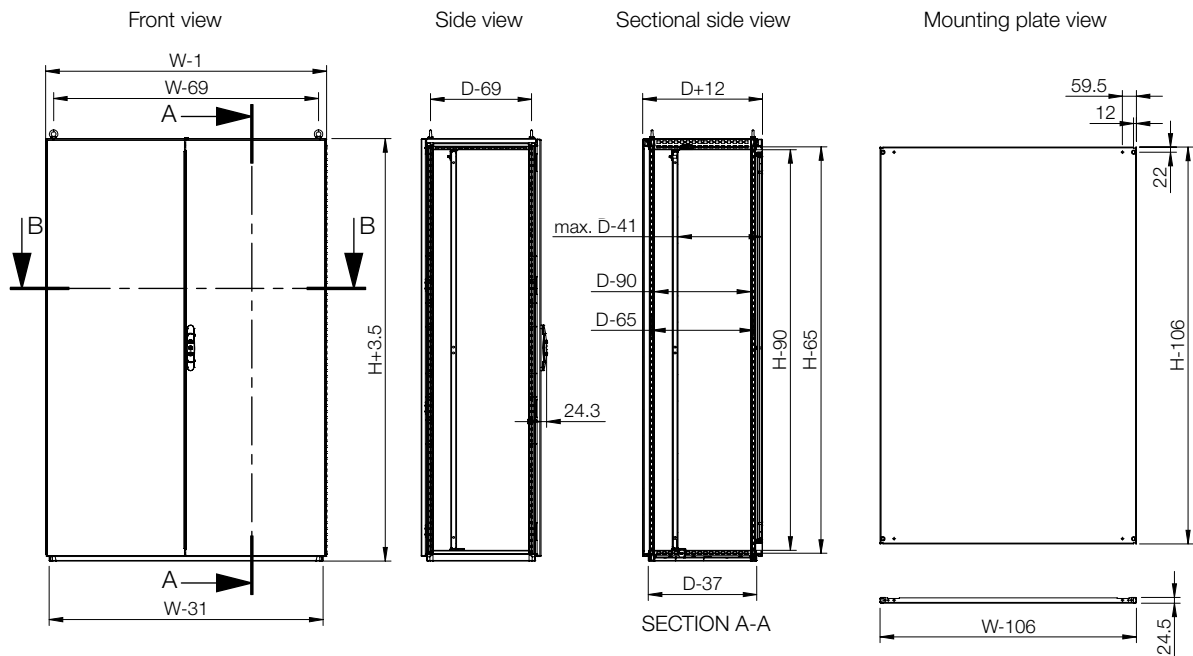


Dimensional table | MCDS

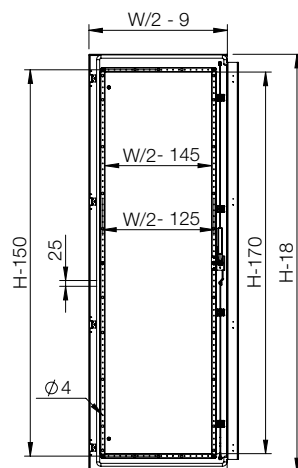
IP 55 | TYPE 12, 13 | IK 10

Enclosure dimensions			Mounting plate dimensions		Item no.
H	W	D	h	w	
1800	1000	500	1694	894	MCDS18105
1800	1000	500	1694	894	MCDS18105-316
1800	1200	500	1694	1094	MCDS18125
1800	1200	500	1694	1094	MCDS18125-316
2000	1200	600	1894	1094	MCDS20126
2000	1200	600	1894	1094	MCDS20126-316

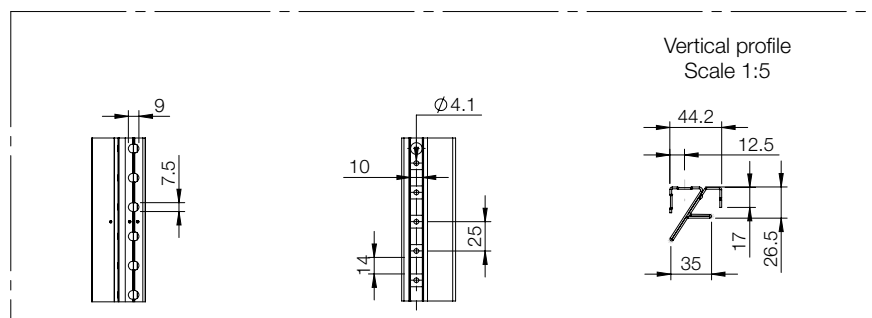
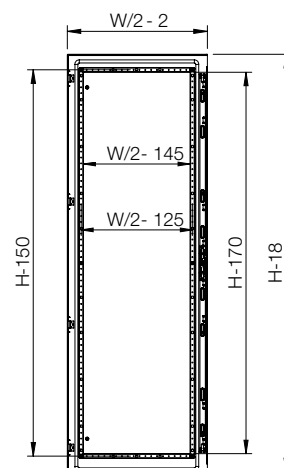












Inside left door view






Inside right door view



Accessories selection matrix | MCDS

											
Enclosure				Mounting							
	H	W	D	Mounting plate	Wide mounting plate *	Transversal sliding profiles	Mounting profile, in H	Mounting profile, in W	Mounting profile, in D	Outer mounting profile, in W	Outer mounting profile, in D
MCDS18105	1800	1000	500	MP1810	MPW1810	MTS1000	CLPF1800	CLPF1000	CLPF500	CLPO1000	CLPO500
MCDS18125	1800	1200	500	MP1812	MPW1812	MTS1200	CLPF1800	CLPF1200	CLPF500	CLPO1200	CLPO500
MCDS20126	2000	1200	600	MP2012	MPW2012	MTS1200	CLPF2000	CLPF1200	CLPF600	CLPO1200	CLPO600

* MTS is required.

						
Enclosure				Mounting		
	H	W	D	Click in profile, in W	Click in profile, in D	Side mounting bar
MCDS18105	1800	1000	500	CLPK1000	CLPK500	CMB502
MCDS18125	1800	1200	500	CLPK1200	CLPK500	CMB502
MCDS20126	2000	1200	600	CLPK1200	CLPK600	CMB602

							
Enclosure				Fixing			
	H	W	D	Front/rear plinths (100 mm height)	Plinth side panels (100 mm height)	Front/rear plinths (200 mm height)	Plinth side panels (200 mm height)
MCDS18105	1800	1000	500	PFS1100	PSS1050	PFS2100	PSS2050
MCDS18125	1800	1200	500	PFS1120	PSS1050	PFS2120	PSS2050
MCDS20126	2000	1200	600	PFS1120	PSS1060	PFS2120	PSS2060

								
Enclosure				Doors		Baying		Cable
	H	W	D	Plain door, left *	Plain door, right *	Side panels	Segregation plate **	Cable fixing bar (mounted above bottom plates)
MCDS18105	1800	1000	500	DNSS1810L	DNSS1810R	SPMS1805	SPDS1805	CAB1000
MCDS18125	1800	1200	500	DNSS1812L	DNSS1812R	SPMS1805	SPDS1805	CAB1200
MCDS20126	2000	1200	600	DNSS2012L	DNSS2012R	SPMS2006	SPDS2006	CAB1200

* DNMKs is required for each additional door.
 ** CCJ is required.


Floor Standing Enclosures

Steel Range | Stainless Steel

Combinable, single door | MCSS-HP

IP 66 | TYPE 4X, 12, 13 | IK 10



**Material:**

AISI 304L pre-grained stainless steel / AISI 316L. Frame: 1.5 mm. Door: 2 mm. Rear, roof and side panels: 1.5 mm. Bottom plates: 1.5 mm stainless steel. Mounting plate: 3 mm galvanized steel.

Frame:

Seam welded reversed open profiles with 25 mm hole pattern, according to DIN 43660. Including integrated external hole pattern.

Door:

Mounted with four hinges, allowing left or right hand opening. Including door frame with 25 mm hole pattern.

Rear panel:

Fitted by M6 torx screws. Standard facilities for rear door mounting.

Side panels:

Supplied as an accessory.

Roof panel:

Removable.

Lock:

Espagnolette 4-point locking system. Does not interfere with the enclosure inner space. Standard double-bit lock with 3 mm insert. Standard inserts, cylinders, lift handles and T-handles are available as accessories.

Bottom plates:

One piece bottom plate, with injected polyurethane gasket to ensure maximum sealing.

Mounting plate:

Double folded and slides into position. Adjustable in depth by steps of 25 mm, with the MPD02 accessory. Mounting plate is supplied, attached on the outside of the enclosure packaging.

Earthing:

All panels are earthed through their fittings and are equipped with a separate earthing stud.

Finish:

400s pre-grained stainless steel (0.5 microns average).

Protection:

Complies with IP 66 | TYPE 4X, 12, 13 | IK 10.

Mounting requirements:

For stand-alone installation, add side panels. For combined installation, HPPG01 and baying brackets, CCI and CCM are required.

Delivery:

Frame with fitted door, rear panel, roof panel, bottom plate, mounting plate and door frame. Delivery also includes earthing bolts. Delivered on a pallet which is identical to the width of the enclosure to allow baying without removal. All packing material is recyclable.



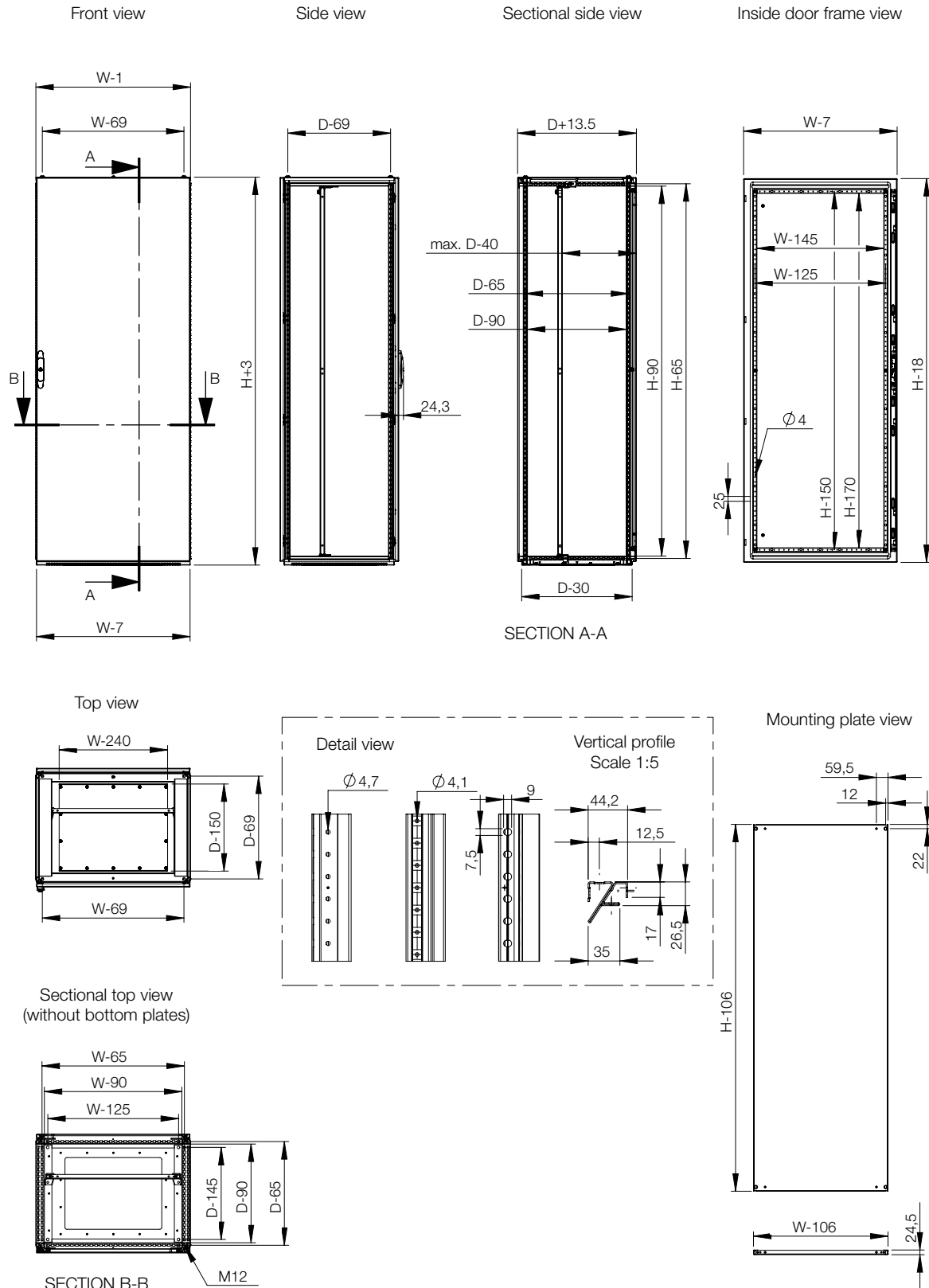
Dimensional table | MCSS-HP

IP 66 | TYPE 4X, 12, 13 | IK 10

Enclosure dimensions			Mounting plate dimensions		Usable depth	Item no.
H	W	D	h	w	d	
2000	800	600	1894	694	559	MCSS20086HP

**Other dimensions available on request. Special side panel is required if depth is greater than 700 mm.*





Floor Standing Enclosures

Steel Range | Stainless Steel

Compact, single door | EKSS

IP 66 | TYPE 4X, 12, 13 | IK 10



Material:

AISI 304 pre-grained stainless steel / AISI 316L. Body and removable rear panel: 1.5 mm. Door: 2 mm. Bottom plate: 1.5 mm. Mounting plate: 3 mm galvanized steel.

Body:

One piece enclosure body. Integrated depth profiles with hole pattern, allowing mounting plate adjustable in depth.

Door:

Surface mounted with 4 hinges allowing left or right hand opening. Including door frame with 25 mm hole pattern and earthing studs.

Rear panel:

Fitted by M6 torx screws. Standard facilities for rear door mounting.

Lock:

External espagnolette 4-point locking system. Standard fitted double-bit 3 mm insert. Standard inserts, cylinders, lift handles and T-handles are available as accessories.

Bottom plates:

One piece bottom plate, with injected polyurethane gasket to ensure maximum sealing.

Mounting plate:

Double folded and slides into position. Adjustable in depth by steps of 25 mm with the MPD02 accessory. Mounting plate is supplied, attached on the outside of the enclosure packaging.

Earthing:

Door is equipped with separate welded earthing studs and earthing to the frame can be accomplished by using the ECF.

Finish:

400 pre-grained stainless steel.

Protection:

Complies with IP 66 | TYPE 4X, 12, 13 | IK 10.

Delivery:

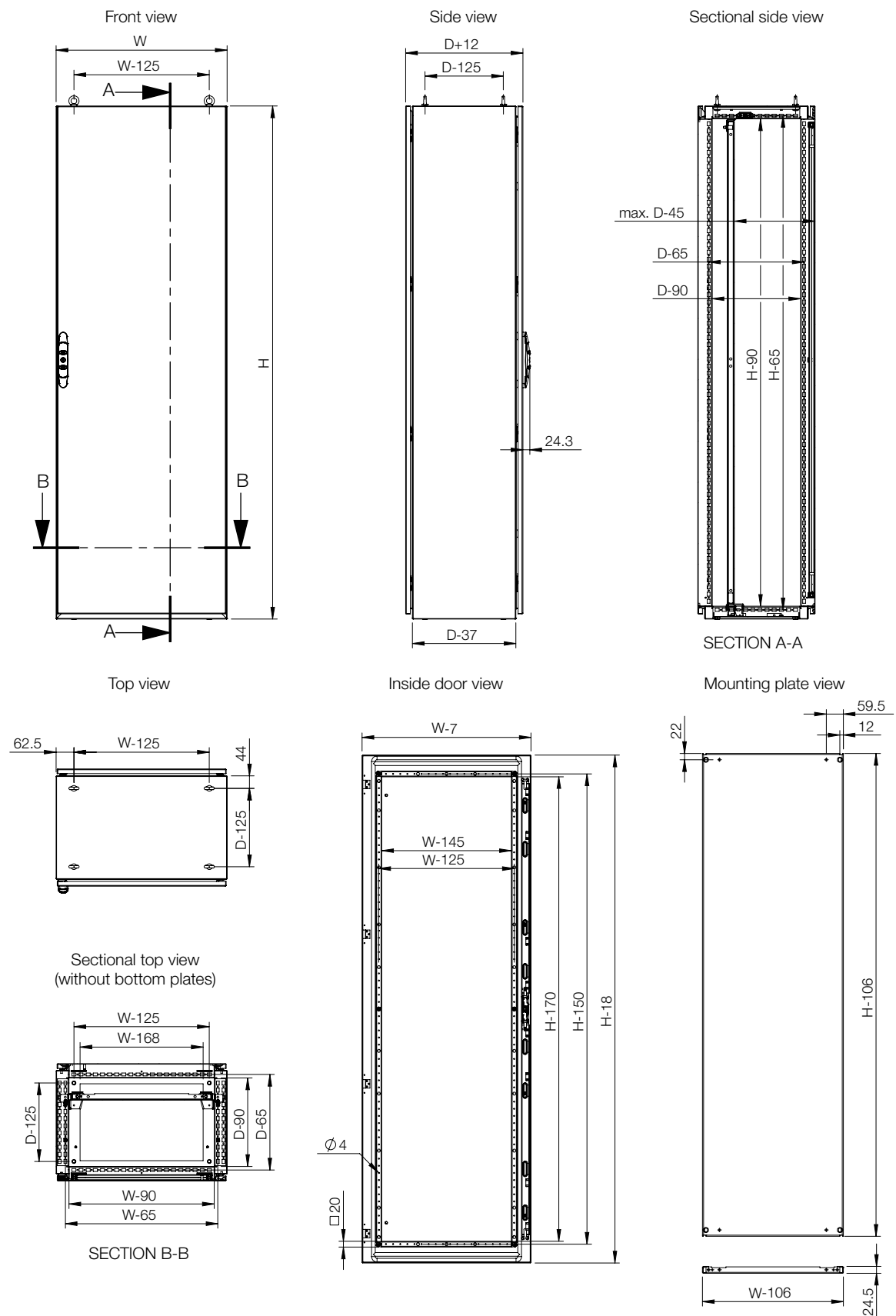
One piece body with fitted door, bottom plate and mounting plate, including door earthing studs. Delivered on a pallet which is identical to the width of the enclosure. Mounting plate is attached to the outside of the enclosure packaging. All the packing material is recyclable.











Dimensional table | EKSS

IP 66 | TYPE 4X, 12, 13 | IK 10







Enclosure dimensions			Mounting plate dimensions		Item no.
H	W	D	h	w	
1400	800	400	1294	694	EKSS14084
1400	800	400	1294	694	EKSS14084-316
1600	600	400	1494	494	EKSS16064
1600	600	400	1494	494	EKSS16064-316
1600	800	400	1494	694	EKSS16084
1600	800	400	1494	694	EKSS16084-316
1600	1000	400	1494	894	EKSS16104
1600	1000	400	1494	894	EKSS16104-316
1800	600	400	1694	494	EKSS18064
1800	600	400	1694	494	EKSS18064-316
1800	800	400	1694	694	EKSS18084
1800	800	400	1694	694	EKSS18084-316
1800	1000	400	1694	894	EKSS18104
1800	1000	400	1694	894	EKSS18104-316
2000	800	400	1894	694	EKSS20084
2000	800	400	1894	694	EKSS20084-316
2000	1000	400	1894	894	EKSS20104
2000	1000	400	1894	894	EKSS20104-316







Accessories selection matrix | EKSS

											
Enclosure				Mounting							
	H	W	D	Mounting plate	Mounting profile, in H	Mounting profile, in W	Mounting profile, in D *	Click in profile, in W *	Click in profile, in D	Side mounting bar	Outer mounting profile, in W
EKSS14084	1400	800	400	MP1408	CLPF1400	CLPF800	CLPF400	CLPK800	CLPK400	CMB402	CLPO800
EKSS16064	1600	600	400	MP1606	CLPF1600	CLPF600	CLPF400	CLPK600	CLPK400	CMB402	CLPO600
EKSS16084	1600	800	400	MP1608	CLPF1600	CLPF800	CLPF400	CLPK800	CLPK400	CMB402	CLPO800
EKSS16104	1600	1000	400	MP1610	CLPF1600	CLPF1000	CLPF400	CLPK1000	CLPK400	CMB402	CLPO1000
EKSS18064	1800	600	400	MP1806	CLPF1800	CLPF600	CLPF400	CLPK600	CLPK400	CMB402	CLPO600
EKSS18084	1800	800	400	MP1808	CLPF1800	CLPF800	CLPF400	CLPK800	CLPK400	CMB402	CLPO800
EKSS18104	1800	1000	400	MP1810	CLPF1800	CLPF1000	CLPF400	CLPK1000	CLPK400	CMB402	CLPO1000
EKSS20084	2000	800	400	MP2008	CLPF2000	CLPF800	CLPF400	CLPK800	CLPK400	CMB402	CLPO800
EKSS20104	2000	1000	400	MP2010	CLPF2000	CLPF1000	CLPF400	CLPK1000	CLPK400	CMB402	CLPO1000

* For compact (EKSS/EKDS) the CLPF in depth or a CLPK in width should be used in combination with CAK02 (Profile bracket for compact enclosures).

									
Enclosure				Mounting					
	H	W	D	Full height swing frame *	Swing frame middle mounted *	Swing frame side mounted *	Swing frame transversal support bars	Mounting profiles (19") **	Brackets for fixing 19" mounting profiles
EKSS14084	1400	800	400	ESFC276	ESFM278	ESFS278	ESFB08	CIP29	CIB800
EKSS16064	1600	600	400	ESFC316	-	-	ESFB06	CIP33	CIB600
EKSS16084	1600	800	400	ESFC316	ESFM318	ESFS318	ESFB08	CIP33	CIB800
EKSS16104	1600	1000	400	ESFC316	ESFM318	ESFS318	ESFB10	-	-
EKSS18064	1800	600	400	ESFC366	-	-	ESFB06	CIP38	CIB600
EKSS18084	1800	800	400	ESFC366	ESFM368	ESFS368	ESFB08	CIP38	CIB800
EKSS18104	1800	1000	400	ESFC366	ESFM368	ESFS368	ESFB10	-	-
EKSS20084	2000	800	400	ESFC406	ESFM408	ESFS408	ESFB08	CIP42	CIB800
EKSS20104	2000	1000	400	ESFC406	ESFM408	ESFS408	ESFB10	-	-

* ESFB is required.
** CIB, CID or CIWR are required.

							
Enclosure				Fixing			
	H	W	D	Front/rear plinths (100 mm height)	Plinth side panels (100 mm height)	Front/rear plinths (200 mm height)	Plinth side panels (200 mm height)
EKSS14084	1400	800	400	PFS1080	PSS1040	PFS2080	PSS2040
EKSS16064	1600	600	400	PFS1060	PSS1040	PFS2060	PSS2040
EKSS16084	1600	800	400	PFS1080	PSS1040	PFS2080	PSS2040
EKSS16104	1600	1000	400	PFS1100	PSS1040	PFS2100	PSS2040
EKSS18064	1800	600	400	PFS1060	PSS1040	PFS2060	PSS2040
EKSS18084	1800	800	400	PFS1080	PSS1040	PFS2080	PSS2040
EKSS18104	1800	1000	400	PFS1100	PSS1040	PFS2100	PSS2040
EKSS20084	2000	800	400	PFS1080	PSS1040	PFS2080	PSS2040
EKSS20104	2000	1000	400	PFS1100	PSS1040	PFS2100	PSS2040

						
Enclosure				Doors		Cable
	H	W	D	Plain door *	Glazed door *	Cable fixing bar (mounted above bottom plates)
EKSS14084	1400	800	400	DNSS1408	DNGS1408	CAB800
EKSS16064	1600	600	400	DNSS1606	DNGS1606	CAB600
EKSS16084	1600	800	400	DNSS1608	DNGS1608	CAB800
EKSS16104	1600	1000	400	DNSS1610	DNGS1610	CAB1000
EKSS18064	1800	600	400	DNSS1806	DNGS1806	CAB600
EKSS18084	1800	800	400	DNSS1808	DNGS1808	CAB800
EKSS18104	1800	1000	400	DNSS1810	DNGS1810	CAB1000
EKSS20084	2000	800	400	DNSS2008	DNGS2008	CAB800
EKSS20104	2000	1000	400	DNSS2010	DNGS2010	CAB1000

* DNMS is required for each additional door.

Floor Standing Enclosures

Steel Range | Stainless Steel

Compact, double door | EKDS

IP 55 | TYPE 12, 13 | IK 10; IP 66 | TYPE 4X (on request)



Material:

AISI 304L pre-grained stainless steel / AISI 316L. Body and removable rear panel: 1.5 mm. Door: 2 mm. Bottom Plates: 1.5 mm. Mounting plate: 3 mm.

Body:

One piece enclosure body. Integrated depth profiles with hole pattern allowing mounting plate adjustable in depth.

Door:

Surface mounted with 4 hinges including door frame with 25 mm hole pattern and earthing studs. Standard doors can not be reversed.

Rear panel:

Fitted by M6 torx screws. Standard facilities for rear door mounting. Split rear panels in 1600 mm wide enclosures.

Lock:

Espagnolette 4-point locking system in the main door and 2-point locking system in the slave door. Standard double-bit lock with 3 mm insert. Standard inserts, cylinders, lift handles and T-handles are available as accessories.

Bottom plates:

One piece bottom plate with injected polyurethane gasket to ensure maximum sealing.

Earthing:

Door is equipped with separate welded earthing studs and earthing to the frame can be accomplished by using the ECF.

Mounting plate:

Double folded and slides into position. Adjustable in depth by steps of 25 mm. Mounting plate is supplied, attached on the outside of the enclosure packaging. Fitted inside for 1600 mm wide enclosures. For 1600 mm wide, filler plate is included.

Finish:

400 pre-grained stainless steel.

Protection:

Double door version, complies with IP 55 | TYPE 12, 13 | IK 10. Individual doors with welded vertical divider, complies with IP 66 | TYPE 4X, 12 and 13 | IK 10.

Delivery:

One piece body with fitted door and rear panel, bottom plates and mounting plate, including door earthing studs. Delivered on a pallet which is identical to the width of the enclosure to allow suiting without removal. Mounting plate is attached to the outside of the enclosure packaging. All the packing material is recyclable.



Dimensional table | EKDS

IP 55 | TYPE 12, 13 | IK 10; IP 66 | TYPE 4X (on request)

IP 55 | TYPE 12, 13 | IK 10

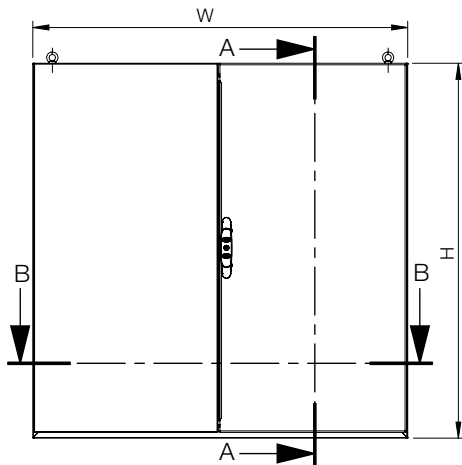
Enclosure dimensions			Mounting plate dimensions		Item no.
H	W	D	h	w	
1200	1200	400	1094	1094	EKDS12124
1200	1200	400	1094	1094	EKDS12124-316
1600	1200	400	1494	1094	EKDS16124
1600	1200	400	1494	1094	EKDS16124-316
1800	1200	400	1694	1094	EKDS18124
1800	1200	400	1694	1094	EKDS18124-316
1800	1600	400	1694	1494	EKDS18164
1800	1600	400	1694	1494	EKDS18164-316
2000	1200	400	1894	1094	EKDS20124
2000	1200	400	1894	1094	EKDS20124-316
2000	1600	400	1894	1494	EKDS20164
2000	1600	400	1894	1494	EKDS20164-316

IP 66 | TYPE 4X, 12, 13 | IK 10

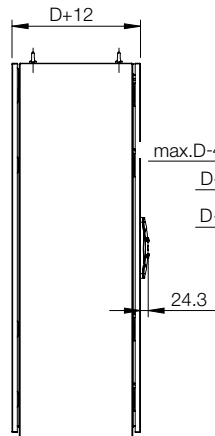
Enclosure dimensions			Mounting plate dimensions		Item no.
H	W	D	h	w	
1200	1200	400	1094	1094	EKDS12124-4X*
1600	1200	400	1494	1094	EKDS16124-4X*
1800	1200	400	1694	1094	EKDS18124-4X*
1800	1600	400	1694	1494	EKDS18164-4X*
2000	1200	400	1894	1094	EKDS20124-4X*
2000	1600	400	1894	1494	EKDS20164-4X*

*Individual doors with vertical divider version.

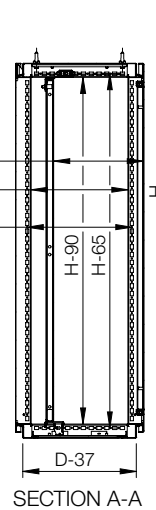
Front view



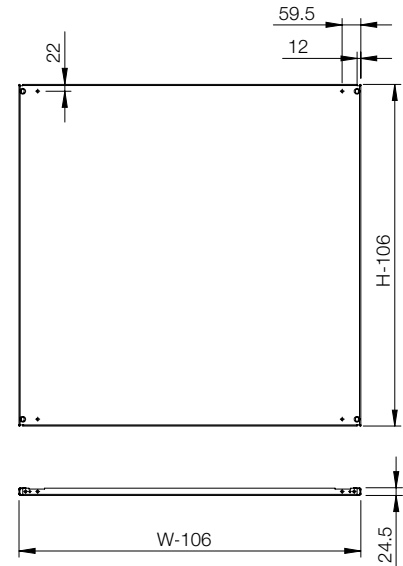
Side view



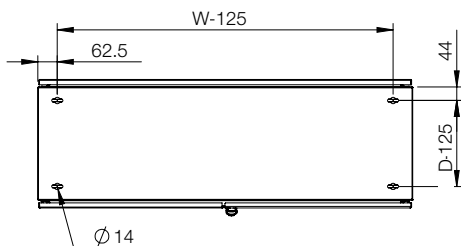
Sectional side view



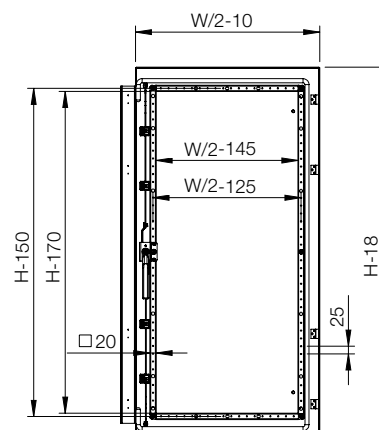
Mounting plate view



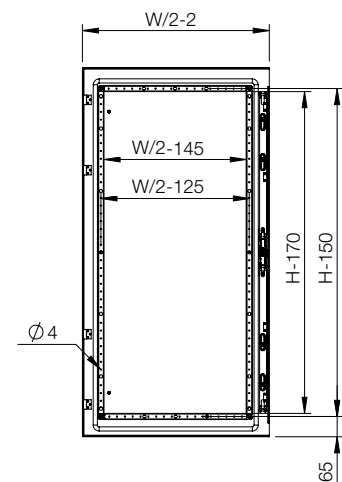
Top view



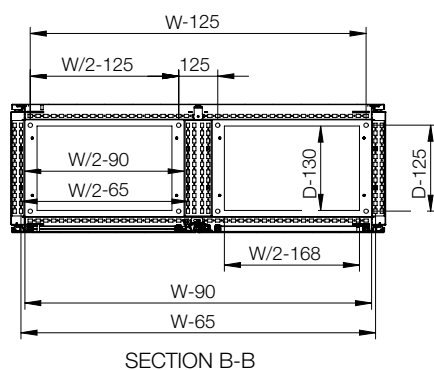
Inside left door view











Inside right door view



Sectional top view
(without bottom plates)



Accessories selection matrix | EKDS

											
Enclosure				Mounting							
	H	W	D	Mounting plate	Mounting profile, in H	Mounting profile, in W	Mounting profile, in D *	Click in profile, in W	Click in profile, in D	Side mounting bar	Outer mounting profile, in W
EKDS12124	1200	1200	400	MP1212	CLPF1200	CLPF1200	CLPF400	CLPK1200	CLPK400	CMB402	CLPO1200
EKDS16124	1600	1200	400	MP1612	CLPF1600	CLPF1200	CLPF400	CLPK1200	CLPK400	CMB402	CLPO1200
EKDS18124	1800	1200	400	MP1812	CLPF1800	CLPF1200	CLPF400	CLPK1200	CLPK400	CMB402	CLPO1200
EKDS18164	1800	1600	400	MP1816	CLPF1800	-	CLPF400	-	CLPK400	CMB402	-
EKDS20124	2000	1200	400	MP2012	CLPF2000	CLPF1200	CLPF400	CLPK1200	CLPK400	CMB402	CLPO1200
EKDS20164	2000	1600	400	MP2016	CLPF2000	-	CLPF400	-	CLPK400	CMB402	-
* For compact (EKSS/EKDS) the CLPF in depth or a CLPK in width should be used in combination with CAK02 (Profile bracket for compact enclosures).											

							
Enclosure				Fixing			
	H	W	D	Front/rear plinths (100 mm height)	Plinth side panels (100 mm height)	Front/rear plinths (200 mm height)	Plinth side panels (200 mm height)
EKDS12124	1200	1200	400	PFS1120	PSS1040	PFS2120	PSS2040
EKDS16124	1600	1200	400	PFS1120	PSS1040	PFS2120	PSS2040
EKDS18124	1800	1200	400	PFS1120	PSS1040	PFS2120	PSS2040
EKDS18164	1800	1600	400	2x PFS1080	PSS1040	2x PFS2080	PSS2040
EKDS20124	2000	1200	400	PFS1120	PSS1040	PFS2120	PSS2040
EKDS20164	2000	1600	400	2x PFS1080	PSS1040	2x PFS2080	PSS2040

						
Enclosure				Doors		Cable
	H	W	D	Plain door, left *	Plain door, right *	Cable fixing bar (mounted above bottom plates)
EKDS12124	1200	1200	400	DNSS1212L	DNSS1212R	CAB1200/2x CAB600
EKDS16124	1600	1200	400	DNSS1612L	DNSS1612R	CAB1200/2x CAB600
EKDS18124	1800	1200	400	DNSS1812L	DNSS1812R	CAB1200/2x CAB600
EKDS18164	1800	1600	400	DNSS1816L	DNSS1816R	2x CAB800
EKDS20124	2000	1200	400	DNSS2012L	DNSS2012R	CAB1200/2x CAB600
EKDS20164	2000	1600	400	DNSS2016L	DNSS2016R	2x CAB800
* DNMS is required for each additional door.						

01

Floor Standing Enclosures





Steel dedicated accessories

Mounting plates	90
Profiles	102
Modular system	119
19" mounting	124
Shelves.....	157
Enclosure fixation.....	160
Full height doors	172
Locking	188
Interlocking system.....	200
Partial doors.....	204
Baying & Lifting	212
Thermal	222
Cabling.....	225
Earthing	231
Protection.....	233



Floor Standing Enclosures

Steel Range

Accessories | Mounting plates

Steel mounting plate, MP

Mild steel, combinable enclosures

MCS / MCD

		Required accessories	Page
FIXATION	Flush with frame, MP included in the enclosure	<i>Additional accessories not required</i>	N/A
	Flush with frame, MP not included in the enclosure	Mounting plate brackets, MPA04	95
	Adjustable in depth, MP included in the enclosure	Adjustment bracket, MPD02	95
	Adjustable in depth, MP not included in the enclosure	Mounting plate brackets, MPA06	95
	Side mounting plate	Side mounting plate brackets, MPS04	96
	Additional mounting plate	Mounting plate brackets, MPA06	95
	Back to back mounting plate	Back to back MP brackets, MPBB06	96
	Rear fixing	Mounting plate brackets for rear mounting, MPA04R *For enclosures less than 1000 mm wide.	
	Rear fixing with +20 mm of useful depth	Mounting plate brackets for rear mounting, MPA04R *For enclosures less than 1000 mm wide.	
HINGED	Total height mounting plate	Mounting plate hinge kit, MPH01 Carrier bars, CB	97 118
	Partial height mounting plate	Mounting plate hinge kit, MPH01 Carrier bars, CB Mounting profile in depth, CLPK/CLPF . 4 pcs	97 118 112
REINFORCEMENT	Fixation reinforcement, for flush mounting	Flush MP reinforcement brackets, MPEF	103
	Fixation reinforcement, when no flush mounting	MP reinforcement brackets, MPE Side mounting bars in depth, CMB . 2 pcs	100 116
	Mounting plate reinforcement	MP reinforcement profile, MPR	101

Mild steel, compact enclosures

Stainless steel, combinable enclosures

Stainless steel, compact enclosures

MKS / MKD**MCSS / MCDS****EKSS / EKDS**

Required accessories	Page	Required accessories	Page	Required accessories	Page
Additional accessories not required	N/A	Additional accessories not required	N/A	Additional accessories not required	N/A
Mounting plate brackets, MPA04	95	Mounting plate brackets, MPA04	95	Mounting plate brackets, MPA04	95
Adjustment bracket, MPD02	95	Adjustment bracket, MPD02	95	Adjustment bracket, MPD02	95
Mounting plate brackets, MPA06	95	Mounting plate brackets, MPA06	95	Mounting plate brackets, MPA06	95
Not available	N/A	Side mounting plate brackets, MPS04	96	Not available	N/A
Mounting plate brackets, MPA06	95	Mounting plate brackets, MPA06	95	Mounting plate brackets, MPA06	95
Back to back MP brackets, MPBB06	96	Back to back MP brackets, MPBB06	96	Back to back MP brackets, MPBB06	96
Mounting plate brackets for rear mounting, MPA04R *For enclosures less than 1000 mm wide.		Not available	N/A	Not available	N/A
Mounting plate brackets for rear mounting, MPA04R *For enclosures less than 1000 mm wide.		Not available	N/A	Not available	N/A
Mounting plate hinge kit, MPH01 Carrier bars, CB	97 118	Mounting plate hinge kit, MPH01 Carrier bars, CB	97 118	Mounting plate hinge kit, MPH01 Carrier bars, CB	97 118
Mounting plate hinge kit, MPH01 Carrier bars, CB Mounting profile in depth, CLPK . 4 pcs	97 118 112	Mounting plate hinge kit, MPH01 Carrier bars, CB Mounting profile in depth, CLPK/CLPF . 4 pcs	97 118 112	Mounting plate hinge kit, MPH01 Carrier bars, CB Mounting profile in depth, CLPK . 4 pcs	97 118 112
Flush MP reinforcement brackets, MPEF Profile bracket, CAK02	101 114	Flush MP reinforcement brackets, MPEF	101	Flush MP reinforcement brackets, MPEF Profile bracket, CAK02	101 114
MP reinforcement brackets, MPE Side mounting bars in depth, CMB . 2 pcs	100 116	MP reinforcement brackets, MPE Side mounting bars in depth, CMB . 2 pcs	100 116	MP reinforcement brackets, MPE Side mounting bars in depth, CMB . 2 pcs	100 116
MP reinforcement profile, MPR	101	MP reinforcement profile, MPR	101	MP reinforcement profile, MPR	101

Floor Standing Enclosures

Steel Range

Accessories | Mounting plates

Steel mounting plate, MP

Mild steel, combinable enclosures

MCS / MCD

		Required accessories	Page
BAYED ENCLOSURES	Mounting plate for a continuous mounting surface, flush with the frame	<i>Not available</i>	N/A
	Mounting plate for a continuous mounting surface, not flush with the frame	Filler plate, MPF . One per enclosure joining	97

Wide steel mounting plate, MPW

Mild steel, combinable enclosures

MCS / MCD

		Required accessories	Page
FIXATION	Flush with frame	<i>Not available</i>	N/A
	Adjustable in depth	Transversal sliding profiles, MTS	100
REINFORCEMENT	Mounting plate reinforcement	MP reinforcement profiles, MPWR	101

Partial steel mounting plate, MPP

Mild steel, combinable enclosures

MCS / MCD

		Required accessories	Page
FIXATION	Flush with frame	<i>Additional accessories not required</i>	N/A
	Adjustable in depth	Mounting profile in depth, CLPK/CLPF . 4 pcs	112
	Side fixation, flush with the frame	<i>Additional accessories not required</i>	N/A
HINGED	Front fixation adjustable in depth	Mounting plate hinge kit, MPH01 Carrier bars, CB Mounting profile in depth, CLPK/CLPF . 4 pcs	97 118 112
	Side fixation adjustable in depth	Mounting plate hinge kit, MPH01 Carrier bars, CB Mounting profile in width, CLPK/CLPF . 4 pcs	97 118 112

Mild steel, compact enclosures

MKS / MKD

Required accessories	Page
Not available	N/A
Not available	N/A

Stainless steel, combinable enclosures

MCSS / MCDS

Required accessories	Page
Not available	N/A
Filler plate, MPF . One per enclosure joining	97

Stainless steel, compact enclosures

EKSS / EKDS

Required accessories	Page
Not available	N/A
Not available	N/A

Mild steel, compact enclosures

MKS / MKD

Required accessories	Page
Not available	N/A
Not available	N/A
Not available	N/A

Stainless steel, combinable enclosures

MCSS / MCDS

Required accessories	Page
Not available	N/A
Transversal sliding profiles, MTS	100
MP reinforcement profiles, MPWR	101

Stainless steel, compact enclosures

EKSS / EKDS

Required accessories	Page
Not available	N/A
Not available	N/A
Not available	N/A

Mild steel, compact enclosures

MKS / MKD

Required accessories	Page
Additional accessories not required	N/A
Mounting profile in depth, CLPK . 4 pcs	112
Not available	N/A
Mounting plate hinge kit, MPH01 Carrier bars, CB Mounting profile in depth, CLPK . 4 pcs	97 118 112
Mounting plate hinge kit, MPH01 Carrier bars, CB Mounting profile in width, CLPF . 4 pcs	97 118 113

Stainless steel, combinable enclosures

MCSS / MCDS

Required accessories	Page
Additional accessories not required	N/A
Mounting profile in depth, CLPK/CLPF . 4 pcs	112
Additional accessories not required	N/A
Mounting plate hinge kit, MPH01 Carrier bars, CB Mounting profile in depth, CLPK/CLPF . 4 pcs	97 118 112
Mounting plate hinge kit, MPH01 Carrier bars, CB Mounting profile in width, CLPK/CLPF . 4 pcs	97 118 112

Stainless steel, compact enclosures

EKSS / EKDS

Required accessories	Page
Additional accessories not required	N/A
Mounting profile in depth, CLPK . 4 pcs	110
Not available	N/A
Mounting plate hinge kit, MPH01 Carrier bars, CB Mounting profile in depth, CLPK . 4 pcs	97 118 112
Mounting plate hinge kit, MPH01 Carrier bars, CB Mounting profile in width, CLPF . 4 pcs	97 118 113

Floor Standing Enclosures

Steel Range

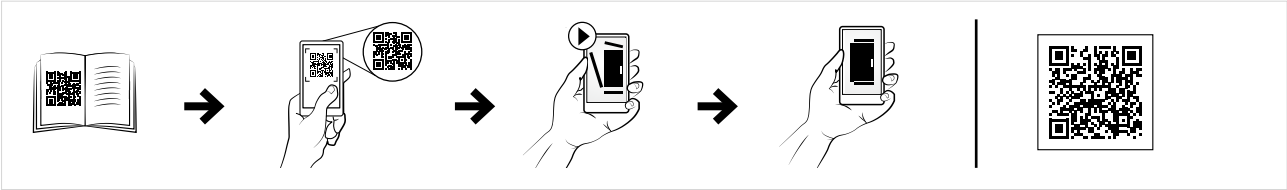
Accessories | Mounting plates

Mounting plates, MP

Description:	Standard mounting plate. It can also be mounted on the side of an enclosure by using MPS kit or slid in from the side with the MTS profile. For heavy loads in vibrating environments use mounting plate reinforcement profile MPR and MPE or MPEF brackets.
Material:	3 mm galvanized steel.
Pack quantity:	1 piece.
Maximum load:	6000 N.
Mounting requirements:	Use MPA for mounting the MP inside the enclosure. Adjustable in depth with MPD accesory.

For enclosure		Mounting plate dimensions		Item no.
H	W	h	w	
1200	600	1094	494	MP1206
1200	800	1094	694	MP1208
1200	1200	1094	1094	MP1212
1400	600	1294	494	MP1406
1400	800	1294	694	MP1408
1400	1000	1294	894	MP1410
1400	1200	1294	1094	MP1412
1600	600	1494	494	MP1606
1600	800	1494	694	MP1608
1600	1000	1494	894	MP1610
1600	1200	1494	1094	MP1612
1800	400	1694	294	MP1804
1800	500	1694	394	MP1805
1800	600	1694	494	MP1806
1800	800	1694	694	MP1808
1800	1000	1694	894	MP1810
1800	1200	1694	1094	MP1812
1800	1600	1694	1494	MP1816
2000	400	1894	294	MP2004
2000	500	1894	394	MP2005
2000	600	1894	494	MP2006
2000	800	1894	694	MP2008
2000	1000	1894	894	MP2010
2000	1200	1894	1094	MP2012
2000	1600	1894	1494	MP2016
2200	600	2094	494	MP2206
2200	800	2094	694	MP2208
2200	1000	2094	894	MP2210
2200	1200	2094	1094	MP2212

500 mm width mounting plates for side mounting available on request.
 1600 mm wide mounting plates are supplied as two 800 mm wide mounting plates along with a MPF filler plate.



Mounting plate brackets, MPA-P

- Description:** To fix mounting plates in the enclosure, including brackets for depth adjustment in steps of 25 mm. Brackets are needed when an extra mounting plate is required or when the enclosure is ordered without mounting plate (PE).
- Material:** 3 mm zinc plated steel.
- Pack quantity:** 2 top brackets, 2 bottom sliding brackets and 2 adjustment brackets with mounting accessories.

Item no.
MPA06



Mounting plate brackets for rear mounting, MPA-R

- Description:** To fix mounting plates to the enclosure from rear. The kit includes brackets for fixing the mounting plate flush with the enclosure frame or set back behind the enclosure frame, adding +20mm of useful depth for mounting components. These brackets are needed when rear fixation is required or when the enclosure is ordered without the mounting plate (PE) as an alternative to MPA06/MPA04. Unmounting from both the front and rear is possible.
- Material:** 3 mm zinc plated steel.
- Pack quantity:** 2 top brackets, 2 bottom brackets, 2 brackets for flushing the mounting plate with the frame and 2 brackets for setting the mounting plate back behind the frame with mounting accessories.

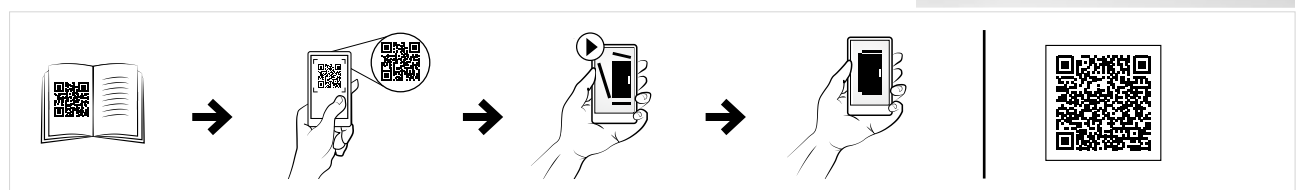
Description	Item no.
MP brackets rear mounting	MPA04R



Mounting plate adjustment brackets, MPD

- Description:** Brackets to adjust the mounting plate in depth by steps of 25 mm in the enclosure frame.
- Material:** 3 mm zinc plated steel.
- Pack quantity:** 2 brackets with mounting accessories.

Item no.
MPD02



Floor Standing Enclosures

Steel Range

Accessories | Mounting plates

Mounting brackets rear fixing, MPA-RF

- Description:** To fix mounting plates in the enclosure. Brackets are needed when an extra mounting plate is required or when the enclosure is ordered without mounting plate (PE).
- Material:** 3 mm zinc plated steel.
- Pack quantity:** 2 top brackets and 2 bottom sliding brackets with mounting accessories.

Item no.
MPA04



Mounting plate back to back bracket kit, MPBB

- Description:** To mount two mounting plates back to back at any depth within the enclosure's usable space, the position can be adjusted in steps of 25 mm. The space between the mounting plates is less than 10 mm, maximizing the free usable space for customer use.
- Material:** 3 mm zinc plated steel.
- Pack quantity:** 2 top brackets, 4 side brackets, 4 bottom brackets with mounting accessories.

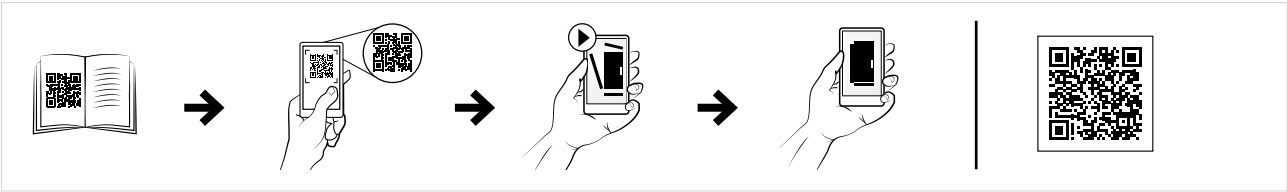
Item no.
MPBB06



Side mounting plate brackets, MPS

- Description:** To mount the standard mounting plate on the side of the enclosure's frame. Provides a mounting surface that is flush with the profiles.
- Material:** 3 mm zinc plated steel.
- Pack quantity:** 4 brackets with mounting accessories.

Item no.
MPS04

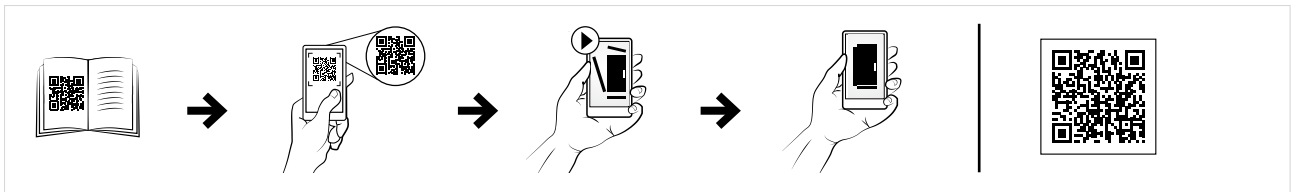


Mounting plate hinge kit, MPH

- Description:** Allows the mounting plate to be opened up to 105°.
- Pack quantity:** 1 complete kit with accessories for one mounting plate.
- Mounting requirements:** Always use in combination with the CB carrier bar.

Item no.

MPH01

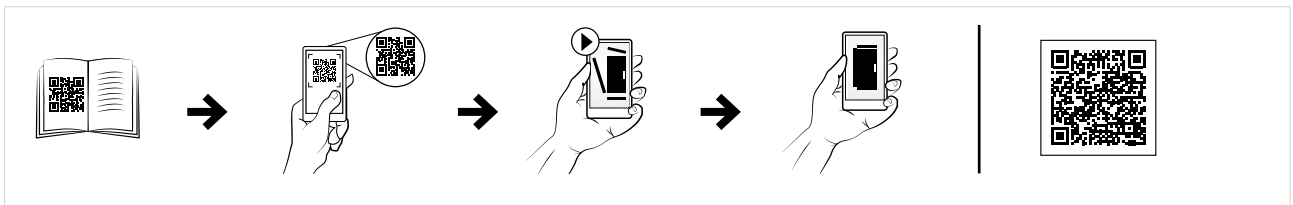


Filler plates, MPF

- Description:** Covers the space between pairs of adjacent mounting plates to provide a continuous working surface, when two enclosures are mounted together.
- Material:** 2 mm zinc plated steel.
- Pack quantity:** 1 plate with mounting accessories.

For enclosure	
H	Item no.
1800	MPF1800
2000	MPF2000
2200	MPF2200

For bayed configurations MPD02 must be used along with the fixation brackets supplied with the enclosure and mounting plate. MPA06 must be used if the enclosure comes without fixation brackets. MPF cannot be used with mounting plates if they are installed in the most rear position.



Floor Standing Enclosures

Steel Range

Accessories | Mounting plates

Partial height mounting plates, MPP

- Description:

Mounted directly on the enclosure's frame or onto the click-in profiles (CLPK). Special design of the bracket allows one man assembly. Can be mounted in any height or depth position within the 25 mm hole pattern. Appropriate sizes can also be used on the sides of the enclosure.
- Material:

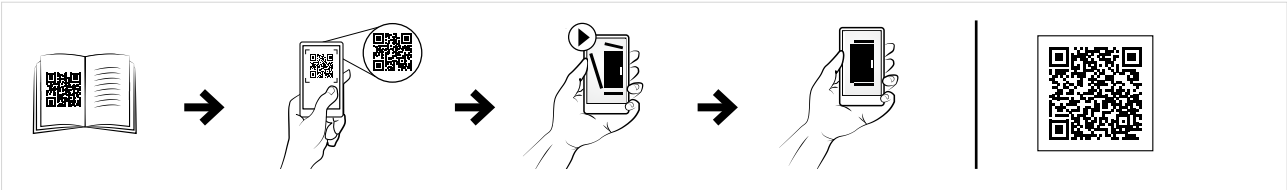
3 mm galvanized steel.
- Pack quantity:

1 plate with mounting accessories.
- Mounting requirements:

Add CLPK for depth adjustment.
- Note:

MPP can be mounted in both directions.

For enclosure		Mounting plate dimensions		Item no.
H/W	W/H	h/w	w/h	
400	400	294	294	MPP0404
400	500	294	394	MPP0405
600	400	494	294	MPP0604
600	500	494	394	MPP0605
600	600	494	494	MPP0606
600	800	494	694	MPP0608
600	1000	494	894	MPP0610
800	400	694	294	MPP0804
800	500	694	394	MPP0805
800	800	694	694	MPP0808
1000	400	894	294	MPP1004
1000	800	894	694	MPP1008
1200	400	1094	294	MPP1204
1200	600	1094	494	MPP1206



Wide mounting plates, MPW

Description: Creates an installation surface over the full width of the enclosure. Easy installation by use of sliding profiles MTS from the side. Nominal width equals the enclosure width. When combining enclosures the MPWs can be connected and slid in as one installation surface. Can not be mounted in the rearmost position.

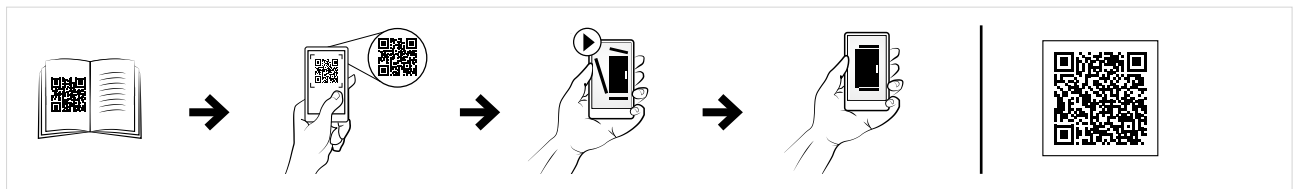
Material: 3 mm galvanized steel.

Pack quantity: 1 piece with mounting accessories.

Mounting requirements: Add sliding profiles MTS. MPW fits in combinable enclosures only.

For enclosure		
H	W	Item no.
1800	500	MPW1805
1800	600	MPW1806
1800	800	MPW1808
1800	1000	MPW1810
1800	1200	MPW1812
1800	1600	MPW1816*
2000	500	MPW2005
2000	600	MPW2006
2000	800	MPW2008
2000	1000	MPW2010
2000	1200	MPW2012
2000	1600	MPW2016*

* 1600 mm wide mounting plates are supplied as two 800 mm wide mounting plates.



Floor Standing Enclosures

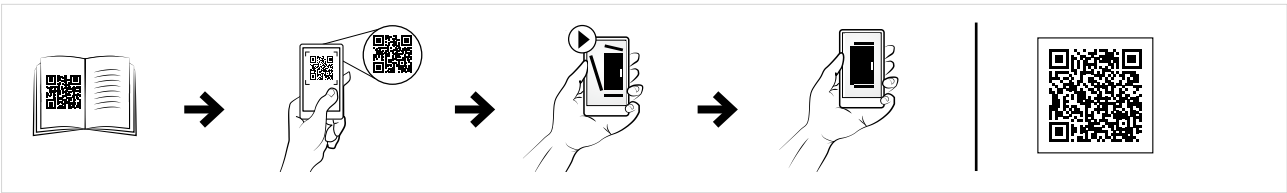
Steel Range

Accessories | Mounting plates

Transversal sliding profiles, MTS

- Description:** To be used when installing a wide mounting plate. Adjustable in depth in steps of 25 mm.
- Material:** 3 mm zinc plated steel.
- Pack quantity:** 2 profiles with mounting accessories.


For enclosure	
W	Item no.
500	MTS500
600	MTS600
800	MTS800
1000	MTS1000
1200	MTS1200
1600	MTS1600



Mounting plate fixing brackets, MPE

- Description:** For extra support of the mounting plate in the middle, in addition to the normal top and bottom fixing.
- Material:** 3 mm zinc plated steel.
- Pack quantity:** 10 pieces.
- Mounting requirements:** Add CMB profiles.

Item no.
MPE10



Flush mounting plate fixing brackets, MPEF

Description: For extra fixing of a heavily equipped mounting plate in the far rear position. Mounted directly to the enclosure frame for extra stability. Easy mounting without drilling. Can be fixed from the front even after the mounting plate is already in position. The combination with an MPR profile is advised.

Material: 3 mm zinc plated steel.

Pack quantity: 10 pieces with mounting accessories.

Item no.
MPEF10



Mounting plate reinforcement profiles, MPR

Description: Reinforcing a mounting plate (MP) when heavily equipped. For dampening of vibrations and stabilization. Easy mounting without drilling. In order to achieve maximum damping, fixing of the mounting plate to the profile is advised.

Material: 2 mm galvanized steel.

Pack quantity: 2 profiles with mounting accessories.

For enclosure	
W	Item no.
1000	MPR1000
1200	MPR1200
1600	MPR1600



Mounting plate reinforcement profiles, MPWR

Description: Reinforcing a wide mounting plate (MPW) when heavily equipped. For dampening of vibrations and stabilization. Easy mounting without drilling. In order to obtain maximum damping, fixing of the mounting plate to the profile is advised.

Material: 2 mm galvanized steel.

Pack quantity: 2 profiles with mounting accessories.

For enclosure	
W	Item no.
1000	MPWR1000
1200	MPWR1200



Floor Standing Enclosures

Steel Range

Accessories | Profiles

Click-in profiles, CLPK

Mild steel, combinable enclosures

MCS / MCD			
Required accessories			Page
FIXATION IN WIDTH	Full width, flush with the front/rear enclosure frame	Additional accessories not required	N/A
	Full width, adjustable in depth	Mounting profile in height, CLPF (2 pcs)	113
	Partial width, flush with the front/rear enclosure frame	Mounting profile in height, CLPF (1 pc)	113
	Partial width, adjustable in depth	Mounting profile in height, CLPF (2 pcs) Mounting profile in depth, CLPF (2 pcs)	113 113
FIXATION IN DEPTH	Full depth, flush with the side of the enclosure frame	Additional accessories not required	N/A
	Full depth, adjustable in width	Mounting profile in height, CLPF (2 pcs)	113
	Partial depth, flush with side enclosure frame	Mounting profile in height, CLPF (1 pc)	113
	Partial depth, adjustable in width	Mounting profile in height, CLPF (2 pcs) Mounting profile in width, CLPF (2 pcs)	113 113

Mild steel, compact enclosures

Stainless steel, combinable enclosures

Stainless steel, compact enclosures

MKS / MKD**MCSS / MCDS****EKSS / EKDS**

Required accessories	Page	Required accessories	Page	Required accessories	Page
Not available	N/A	Additional accessories not required	N/A	Not available	N/A
Not available	N/A	Mounting profile in height, CLPF (2 pcs)	113	Mounting profile in height, CLPF (2 pcs)	113
Mounting profile in height, CLPF (2 pcs)	113	Mounting profile in height, CLPF (1 pc)	113	Mounting profile in height, CLPF (2 pcs)	113
Mounting profile in height, CLPF (2 pcs) Mounting profile in depth, CLPF (4 pcs)	113 113	Mounting profile in height, CLPF (2 pcs) Mounting profile in depth, CLPF (2 pcs)	113 113	Mounting profile in height, CLPF (2 pcs) Mounting profile in depth, CLPF (4 pcs)	113 113
Additional accessories not required	N/A	Additional accessories not required	N/A	Additional accessories not required	N/A
Mounting profile in height, CLPF (2 pcs)	113	Mounting profile in height, CLPF (2 pcs)	113	Mounting profile in height, CLPF (2 pcs)	113
Not available	N/A	Mounting profile in height, CLPF (1 pc)	113	Mounting profile in height, CLPF (1 pc)	113
Mounting profile in height, CLPF (2 pcs) Mounting profile in width, CLPF (2 pcs)	113 113	Mounting profile in height, CLPF (2 pcs) Mounting profile in width, CLPF (2 pcs)	113 113	Mounting profile in height, CLPF (2 pcs) Mounting profile in width, CLPF (2 pcs)	113 113

Floor Standing Enclosures

Steel Range

Accessories | Profiles

Mounting profile, CLPF

Mild steel, combinable enclosures

MCS / MCD

		Required accessories	Page
FIXATION IN HEIGHT	Full height, flush with the front/rear enclosure frame	<i>Additional accessories not required</i>	N/A
	Full height, flush with the side enclosure frame	<i>Additional accessories not required</i>	N/A
	Full height, adjustable in depth and width	Mounting profile in depth, CLPF (2 pcs)	113
	Partial height, flush with the front/rear enclosure frame	Mounting profile in width, CLPF (1 pc)	113
	Partial height, flush with the side enclosure frame	Mounting profile in depth, CLPF (1 pc)	113
	Partial height, adjustable in depth and width	Mounting profile in width, CLPF (4 pcs) Mounting profile in depth, CLPF (2 pcs)	113 113
FIXATION IN WIDTH	Full width, flush with the front/rear enclosure frame	<i>Additional accessories not required</i>	N/A
	Full width, adjustable in depth and height	Mounting profile in depth, CLPF (2 pcs)	113
	Partial width, flush with the front/rear enclosure frame	Mounting profile in height, CLPF (1 pc)	113
	Partial width, adjustable in depth and height	Mounting profile in depth, CLPF (4 pcs) Mounting profile in height, CLPF (2 pcs)	113 113
FIXATION IN DEPTH	Full depth, flush with the side of the enclosure frame	<i>Additional accessories not required</i>	N/A
	Full depth, adjustable in height	Mounting profile in width, CLPF (2 pcs)	113
	Partial depth, flush with side enclosure frame	Mounting profile in height, CLPF (1 pc)	113
	Partial depth, adjustable in width and height	Mounting profile in width, CLPF (4 pcs) Mounting profile in height, CLPF (2 pcs)	113 113

Mild steel, compact enclosures

Stainless steel, combinable enclosures

Stainless steel, compact enclosures

MKS / MKD**MCSS / MCDS****EKSS / EKDS**

Required accessories	Page	Required accessories	Page	Required accessories	Page
<i>Additional accessories not required</i>	N/A	<i>Additional accessories not required</i>	N/A	<i>Additional accessories not required</i>	N/A
<i>Not available</i>	N/A	<i>Additional accessories not required</i>	N/A	<i>Additional accessories not required</i>	N/A
Mounting profile in depth, CLPF (2 pcs)	113	Mounting profile in depth, CLPF (2 pcs)	113	<i>Not available</i>	N/A
Mounting profile in width, CLPF (1 pc)	113	Mounting profile in width, CLPF (1 pc)	113	Mounting profile in width, CLPF (1 pc)	113
Click-in profile in depth, CLPK (1 pc)	112	Mounting profile in depth, CLPF (1 pc)	113	Click-in profile in depth, CLPK (1 pc)	112
Mounting profile in width, CLPF (4 pcs) Mounting profile in depth, CLPF (2 pcs)	113 113	Mounting profile in width, CLPF (4 pcs) Mounting profile in depth, CLPF (2 pcs)	113 113	Mounting profile in width, CLPF (4 pcs) Mounting profile in depth, CLPF (2 pcs)	113 113
<i>Additional accessories not required</i>	N/A	<i>Additional accessories not required</i>	N/A	<i>Additional accessories not required</i>	N/A
Click-in profile in depth, CLPK (2 pcs)	112	Mounting profile in depth, CLPF (2 pcs)	113	Click-in profile in depth, CLPK (2 pcs)	112
Mounting profile in height, CLPF (1 pc)	113	Mounting profile in height, CLPF (1 pc)	113	Mounting profile in height, CLPF (1 pc)	113
Mounting profile in depth, CLPF (4 pcs) Mounting profile in height, CLPF (2 pcs)	113 113	Mounting profile in depth, CLPF (4 pcs) Mounting profile in height, CLPF (2 pcs)	113 113	<i>Not available</i>	N/A
<i>Not available</i>	N/A	<i>Additional accessories not required</i>	N/A	<i>Not available</i>	N/A
Mounting profile in width, CLPF (2 pcs)	113	Mounting profile in width, CLPF (2 pcs)	113	Mounting profile in width, CLPF (2 pcs)	113
<i>Not available</i>	N/A	Mounting profile in height, CLPF (1 pc)	113	Mounting profile in height, CLPF (2 pcs)	113
Mounting profile in width, CLPF (4 pcs) Mounting profile in height, CLPF (2 pcs)	113 113	Mounting profile in width, CLPF (4 pcs) Mounting profile in height, CLPF (2 pcs)	113 113	Mounting profile in width, CLPF (4 pcs) Mounting profile in height, CLPF (2 pcs)	113 113

Floor Standing Enclosures

Steel Range

Accessories | Profiles

Outer mounting profile, CLPO

Mild steel, combinable enclosures

MCS / MCD			
Required accessories			Page
FIXATION IN WIDTH	Full width, flush with the front/rear enclosure frame	Additional accessories not required	N/A
	Partial width, flush with the front/rear enclosure frame	Mounting profile in height, CLPF (1 pc)	113
FIXATION IN DEPTH	Full depth, flush with the side of the enclosure frame	Additional accessories not required	N/A
	Partial depth, flush with side enclosure frame	Mounting profile in height, CLPF (1 pc)	113

Mild steel, compact enclosures

Stainless steel, combinable enclosures

Stainless steel, compact enclosures

MKS / MKD**MCSS / MCDS****EKSS / EKDS**

Required accessories	Page	Required accessories	Page	Required accessories	Page
<i>Additional accessories not required</i>	N/A	<i>Additional accessories not required</i>	N/A	<i>Additional accessories not required</i>	N/A
Mounting profile in height, CLPF (1 pc)	113	Mounting profile in height, CLPF (1 pc)	113	Mounting profile in height, CLPF (1 pc)	113
<i>Not available</i>	N/A	<i>Additional accessories not required</i>	N/A	<i>Not available</i>	N/A
<i>Not available</i>	N/A	Mounting profile in height, CLPF (1 pc)	113	Mounting profile in width, CLPF (2 pcs)	113

Floor Standing Enclosures

Steel Range

Accessories | Profiles

Carrier bars, CB

Mild steel, combinable enclosures

MCS / MCD			
Required accessories			Page
FIXATION IN WIDTH	Full width, flush with the bottom enclosure frame	Additional accessories not required	N/A
	Full width, adjustable in height	Mounting profile in depth, CLPF (2 pcs)	113
		or Click-in profile in depth, CLPK (2 pcs)	112
	Partial width, flush with the bottom enclosure frame	Mounting profile in depth, CLPF (1 or 2 pcs)	113
	Partial width, adjustable in height	Mounting profile in height, CLPF (2 or 4 pcs)	113
		Mounting profile in depth, CLPF (2 pcs)	113
FIXATION IN DEPTH	Full depth, flush with the bottom of the enclosure frame	Additional accessories not required	N/A
	Full depth, adjustable in width	Mounting profile in width, CLPF (2 pcs)	113
		or Click-in profile in width, CLPK (2 pcs)	112
	Partial depth, flush with bottom enclosure frame	Mounting profile in width, CLPF (1 or 2 pcs)	113
	Partial depth, adjustable in height	Mounting profile in height, CLPF (2 or 4 pcs)	113
		Mounting profile in width, CLPF (2 pcs)	113

Mild steel, compact enclosures

Stainless steel, combinable enclosures

Stainless steel, compact enclosures

MKS / MKD**MCSS / MCDS****EKSS / EKDS**

Required accessories	Page	Required accessories	Page	Required accessories	Page
<i>Additional accessories not required</i>	N/A	<i>Additional accessories not required</i>	N/A	<i>Additional accessories not required</i>	N/A
Click-in profile in depth, CLPK (2 pcs)	112	Mounting profile in depth, CLPF (2 pcs) or Click-in profile in depth, CLPK (2 pcs)	113 112	Click-in profile in depth, CLPK (2 pcs)	112
Mounting profile in depth, CLPF (1 or 2 pcs)	113	Mounting profile in depth, CLPF (1 or 2 pcs)	113	<i>Not available</i>	N/A
Mounting profile in height, CLPF (2 pcs) Click-in profile in depth, CLPK (2 pcs)	113 112	Mounting profile in height, CLPF (2 or 4 pcs) Mounting profile in depth, CLPF (2 pcs)	113 113	Mounting profile in height, CLPF (2 pcs) Click-in profile in depth, CLPK (2 pcs)	113 112
<i>Additional accessories not required</i>	N/A	<i>Additional accessories not required</i>	N/A	<i>Additional accessories not required</i>	N/A
Mounting profile in width, CLPF (2 pcs)	113	Mounting profile in width, CLPF (2 pcs) or Click-in profile in width, CLPK (2 pcs)	113 112	Mounting profile in width, CLPF (2 pcs)	113
Mounting profile in width, CLPF (1 or 2 pcs)	113	Mounting profile in width, CLPF (1 or 2 pcs)	113	Mounting profile in width, CLPF (1 or 2 pcs)	113
<i>Not available</i>	N/A	Mounting profile in height, CLPF (2 or 4 pcs) Mounting profile in width, CLPF (2 pcs)	113 113	Mounting profile in height, CLPF (2 or 4 pcs) Mounting profile in width, CLPF (2 pcs)	113 113

Floor Standing Enclosures

Steel Range

Accessories | Profiles

Heavy duty carrier bars, CBU

Mild steel, combinable enclosures

MCS / MCD			
Required accessories			Page
FIXATION IN WIDTH	Full width, flush with the bottom enclosure frame	Additional accessories not required	N/A
	Full width, adjustable in height	Mounting profile in depth, CLPF (2 pcs)	113
		or Click-in profile in depth, CLPK (2 pcs)	112
	Partial width, flush with the bottom enclosure frame	Mounting profile in depth, CLPF (1 or 2 pcs)	113
	Partial width, adjustable in height	Mounting profile in height, CLPF (2 or 4 pcs) Mounting profile in depth, CLPF (2 pcs)	113 113
FIXATION IN DEPTH	Full depth, flush with the bottom of the enclosure frame	Additional accessories not required	N/A
	Full depth, adjustable in height	Mounting profile in width, CLPF (2 pcs)	113
		or Click-in profile in width, CLPK (2 pcs)	112
	Partial depth, flush with bottom enclosure frame	Mounting profile in width, CLPF (1 or 2 pcs)	113
	Partial depth, adjustable in height	Mounting profile in height, CLPF (2 or 4 pcs) Mounting profile in width, CLPF (2 pcs)	113 113

Mild steel, compact enclosures

Stainless steel, combinable enclosures

Stainless steel, compact enclosures

MKS / MKD**MCSS / MCDS****EKSS / EKDS**

Required accessories	Page	Required accessories	Page	Required accessories	Page
<i>Additional accessories not required</i>	N/A	<i>Additional accessories not required</i>	N/A	<i>Additional accessories not required</i>	N/A
Click-in profile in depth, CLPK (2 pcs)	112	Mounting profile in depth, CLPF (2 pcs) or Click-in profile in depth, CLPK (2 pcs)	113 112	Click-in profile in depth, CLPK (2 pcs)	112
Mounting profile in depth, CLPF (1 or 2 pcs)	113	Mounting profile in depth, CLPF (1 or 2 pcs)	113	<i>Not available</i>	N/A
Mounting profile in height, CLPF (2 pcs) Click-in profile in depth, CLPK (2 pcs)	113 112	Mounting profile in height, CLPF (2 or 4 pcs) Mounting profile in depth, CLPF (2 pcs)	113 113	Mounting profile in height, CLPF (2 pcs) Click-in profile in depth, CLPK (2 pcs)	113 112
<i>Additional accessories not required</i>	N/A	<i>Additional accessories not required</i>	N/A	<i>Additional accessories not required</i>	N/A
Mounting profile in width, CLPF (2 pcs)	113	Mounting profile in width, CLPF (2 pcs) or Click-in profile in width, CLPK (2 pcs)	113 112	Mounting profile in width, CLPF (2 pcs)	113
Mounting profile in width, CLPF (1 or 2 pcs)	113	Mounting profile in width, CLPF (1 or 2 pcs)	113	Mounting profile in width, CLPF (1 or 2 pcs)	113
<i>Not available</i>	N/A	Mounting profile in height, CLPF (2 or 4 pcs) Mounting profile in width, CLPF (2 pcs)	113 113	Mounting profile in height, CLPF (2 or 4 pcs) Mounting profile in width, CLPF (2 pcs)	113 113

Floor Standing Enclosures

Steel Range

Accessories | Profiles

Click-in profiles, CLPK


- Description:

Universal profile for both depth and width fitting on the 25 mm DIN hole pattern of the enclosure's frame or in combination with the CLPF and VB profiles. The 75 mm wide profile is equipped with three rows of holes of which one is turned 90°. This makes it possible to mount the CLPF profiles in both directions. The CLPK can be secured by the use of self tapping screws.
- Material:

1.5 mm zinc plated steel.
- Pack quantity:

4 profiles.

For enclosure		
W/D	Max. loading	Item no.
300	2000 N	CLPK300
400	2000 N	CLPK400
500	2000 N	CLPK500
600	1600 N	CLPK600
800	1600 N	CLPK800
1000	1200 N	CLPK1000
1200	1200 N	CLPK1200



Mounting profiles, CLPF

Description:

The CLPF profile system is a 40 mm wide and 25 mm high profile, which can be mounted in all directions on the enclosure's frame. It can also be used in combination with the CLPK and the VB profiles. By turning the profile it can be used as a standard CP20/40 profile in combination with GLM 40/6 sliding nut, to mount installation material which needs adjusting in depth. The profiles, when mounted onto the enclosure's frame are flush with the enclosure's profiles. Two rows of hole patterns for cage nut fixing and self tapping screws are provided. For 90 mm wide profiles two profiles can be mounted next to each other.

Material:

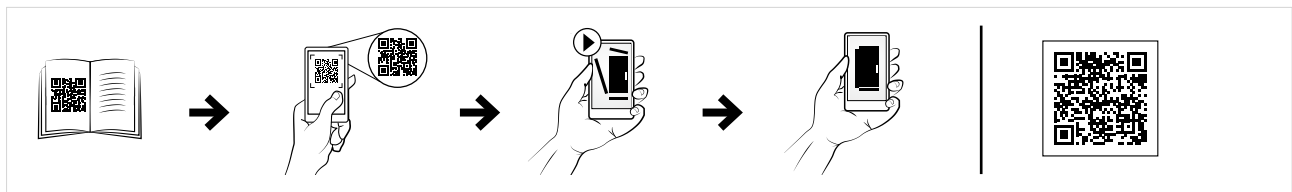
Zinc plated steel.

Pack quantity:

4 profiles including snap-line for fixing.



For enclosure				
H/W	W/D	Max. loading Horizontal C	Max. loading Horizontal	Item no.
300	300	800 N	1000 N	CLPF300
400	400	800 N	1000 N	CLPF400
500	500	800 N	1000 N	CLPF500
600	600	800 N	1000 N	CLPF600
800	800	800 N	1000 N	CLPF800
1000	1000	800 N	1000 N	CLPF1000
1200	1200	800 N	1000 N	CLPF1200
1400	1400	Only vertical loads allowed	Only vertical loads allowed	CLPF1400
1600	1600	Only vertical loads allowed	Only vertical loads allowed	CLPF1600
1800	1800	Only vertical loads allowed	Only vertical loads allowed	CLPF1800
2000	2000	Only vertical loads allowed	Only vertical loads allowed	CLPF2000
2200	2200	Only vertical loads allowed	Only vertical loads allowed	CLPF2200



Floor Standing Enclosures

Steel Range

Accessories | Profiles


Outer mounting profile, CLPO

Description: Universal profile for both depth and width fitting on the 25 mm DIN hole pattern on the enclosure frame. The 75 mm wide profile is equipped with three rows of holes of which one is turned 90°. This makes it possible to mount the CLPO profiles in both directions. The CLPO increases the useful space by 25 mm.

Material: 1.5 mm zinc plated steel.

Pack quantity: 4 profiles.

For enclosure		
W/D	Max. loading	Item no.
300	2400 N	CLPO300
400	2400 N	CLPO400
500	2400 N	CLPO500
600	2400 N	CLPO600
800	1800 N	CLPO800
1000	1400 N	CLPO1000
1200	1200 N	CLPO1200



Sliding nuts for mounting rails, GLM

Description: Sliding nuts to be used with CP mounting rails and CLPF mounting profiles for easy installation of components.

Material: Zinc plated steel.

Pack quantity: 50 pieces.

Thread	To be used with	Item no.
M6	CP1020, CP1020U, CP2020, CP2020U	GLM20-6P
M8	CP1020, CP1020U, CP2020, CP2020U	GLM20-8P
M6	CP2040, CP2040U, CLPF profiles	GLM40-6P
M8	CP2040, CP2040U, CLPF profiles	GLM40-8P



Profile bracket for compact enclosures, CAK

Description: Profile bracket to extend mounting possibilities on our steel, compact enclosures frame providing an additional mounting surface. The bracket has two round (diameter 4.3 mm) and three square (10x14 mm) holes, alternated on a pitch of 25 mm allowing a flexible approach to the installation of accessories.

Material: 2 mm zinc plated steel.

Pack quantity: 2 pieces with mounting accessories.

Description	Item no.
for MKS, MKD.	CAK02



Vertical dividing bars, VB

- Description:** Fitted in the centre of 1200 mm or 1600 mm wide enclosures (front and rear) to provide standard mounting facilities in two vertical sections of 600 mm or 800 mm. This enables separate fitting of equipment such as swing frames, system profiles, in either section of the enclosure.
- Material:** 1.75 mm zinc plated steel.
- Pack quantity:** 1 pair without mounting accessories.
- Mounting requirements:** Add VBK for mounting. For complete mounting facilities in the division add VBD.

For enclosure	
H	Item no.
1600	VB1600
1800	VB1800
2000	VB2000
2200	VB2200



Depth dividing bars, VBD

- Description:** Fitted in the centre of a 1200 mm or 1600 mm wide enclosure (top and bottom), to provide standard mounting facilities in two sections of 600 mm or 800 mm wide. This enables separate fitting of accessories such as CAB(P), CBU, CLPK, CLPF etc., in either side of the enclosure. Accessories are adjustable in depth within the 25 mm hole pattern.
- Material:** 1.75 mm zinc plated steel.
- Pack quantity:** 1 pair without mounting accessories.
- Mounting requirements:** Add VBK for mounting. Add VB for complete mounting facilities in the division.

For enclosure	
D	Item no.
400	VBD400
500	VBD500
600	VBD600
800	VBD800



Fixing brackets, VBK

- Description:** Mounting brackets for the VB or VBD in 1200 mm or 1600 mm wide enclosure. It does not interfere with bottom plates.
- Material:** 3 mm zinc plated steel.
- Pack quantity:** 4 pieces with mounting accessories.

For enclosure	
W	Item no.
<1200	VBK04
1200	VBK1200
1600	VBK1600



Floor Standing Enclosures


Steel Range

Accessories | Profiles

Side mounting bars, CMB

- Description:** For fixing cables, cable guides, etc, in the depth or the width of an enclosure.
- Material:** 2 mm zinc plated steel.
- Pack quantity:** 20 profiles with mounting accessories.


For enclosure	
W/D	Item no.
300	CMB302
400	CMB402
500	CMB502
600	CMB602
800	CMB802



Height profiles, HP

- Description:** Vertical profiles with 25 mm hole pattern, to support DIN rails and appropriate telequick mounting plates. Adjustable in depth in steps of 25 mm.
- Material:** 2 mm zinc plated steel.
- Pack quantity:** 2 profiles with mounting accessories.

For enclosure	
H	Item no.
1600	HP1600
1800	HP1800
2000	HP2000
2200	HP2200



Cage nuts, CNM

Description: Cage nuts designed for universal use on the enclosure frame profiles and the profiles system.

Pack quantity: 50 pieces.

Thread	Item no.
M6	CNM615
M8	CNM815



Screws for clip-on cage nuts, CNS

Description: Socket head screws M6x12 and M8x12 for clip-on cage nuts.

Pack quantity: 250 pieces.

Thread	Item no.
M6	CNS612
M8	CNS812



Extrude-tite screws, CNT

Description: Torx extrude-tite screws for fitting accessories, click in profiles, earthing etc.

Pack quantity: 250 pieces.

Thread	Item no.
M5	CNT05
M6	CNT06



Extrude-tite screws for stainless steel profiles, CNTS

Description: To be used in the DIN pattern of round holes on the stainless steel enclosure frame. Torx extrude-tite screws for fitting accessories.

Pack quantity: 250 pieces.

Thread	Item no.
M5	CNTS05
M6	CNTS06



Floor Standing Enclosures

Steel Range

Accessories | Profiles

Carrier bars, CB

- Description:** Used for heavy equipment, such as transformers, fitted in the bottom of the enclosure.
- Material:** 3 mm zinc plated steel.
- Pack quantity:** 1 pair with mounting accessories.

For enclosure		
W/D	Max. loading	Item no.
400	2500 N	CB400
500	2100 N	CB500
600	1800 N	CB600
800	1300 N	CB800

The maximum load is indicated per bar.




Heavy duty carrier bars, CBU

- Description:** Heavy duty carrier bar for mounting heavy components e.g. transformers. Supplied with T-shaped sliding bolts and equipped with slotted holes for mounting in any position, both in width and depth of the enclosure.
- Material:** 2.5 mm zinc plated steel.
- Pack quantity:** 1 pair with mounting accessories and 4 T-shaped sliding bolts.

For enclosure		
W/D	Max. loading	Item no.
400	3000 N	CBU400
500	3000 N	CBU500
600	3000 N	CBU600
800	2250 N	CBU800
1000	1800 N	CBU1000
1200	1500 N	CBU1200

The maximum load is indicated per bar.



Lütze system adaptor profiles, CLS

- Description:** Adapter to fix the Lütze system direct to the floorstanding, enclosure frame.
- Material:** 2.5 mm zinc plated steel.
- Pack quantity:** 6 adapter bars with mounting accessories.

For enclosure	
D	Item no.
400	CLS400
500	CLS500
600	CLS600
800	CLS800



Floor Standing Enclosures Steel Range

Accessories | Modular system

01

Floor Standing Enclosures

1

Mounting plates, MSMPN

Description:	Mounting plate for installation of breakers. Suitable for left and right hand connections.
Material:	1.5 mm galvanized steel.
Pack quantity:	1 piece with mounting material.
Mounting requirements:	To be assembled on the modular system frame with MSMPA01 or MSMPF01.

Plain


H	W	h	w	Item no.
50	600	496	470	MSMPN0506
50	800	496	670	MSMPN0508
100	600	96	470	MSMPN1006
100	800	96	670	MSMPN1008
150	600	146	470	MSMPN1506
150	800	146	670	MSMPN1508
200	600	196	470	MSMPN2006
200	800	196	670	MSMPN2008
250	600	246	470	MSMPN2506
250	800	246	670	MSMPN2508
300	600	296	470	MSMPN3006
300	800	296	670	MSMPN3008
400	600	396	470	MSMPN4006
400	800	396	670	MSMPN4008
450	600	446	470	MSMPN4506
450	800	446	670	MSMPN4508
500	600	496	470	MSMPN5006
500	800	496	670	MSMPN5008
600	600	596	470	MSMPN6006
600	800	596	670	MSMPN6008
600	1000	596	870	MSMPN6010

Horizontal opening

H	W	h	w	Item no.
100	600	96	470	MSMPN1006H
100	800	96	670	MSMPN1008H

Vertical opening

H	W	h	w	Item no.
150	600	146	470	MSMPN1506V
150	800	146	670	MSMPN1508V
200	600	196	470	MSMPN2006V
200	800	196	670	MSMPN2008V
250	600	246	470	MSMPN2506V
250	800	246	670	MSMPN2508V
300	600	296	470	MSMPN3006V
300	800	296	670	MSMPN3008V
400	600	396	470	MSMPN4006V
400	800	396	670	MSMPN4008V
450	600	446	470	MSMPN4506V
450	800	446	670	MSMPN4508V
600	600	596	470	MSMPN6006V
600	800	596	670	MSMPN6008V



Floor Standing Enclosures

Steel Range

Accessories | Modular system

Modular system frames, MSMSF

Description: Two single vertical profiles, which can be used both for front covers and assembly of components. A cost effective solution for panel builders, reducing assembly time, which also enables assembly outside the enclosure. Useful height for front covers is, Height – 150 mm.

Material: 2 mm steel.

Finish: RAL 7035.

Pack quantity: 1 kit.

H	W	Item no.
1800	600	MSMSF1806
1800	800	MSMSF1808
2000	600	MSMSF2006
2000	800	MSMSF2008
2200	600	MSMSF2206
2200	800	MSMSF2208



DIN rails, MSDR


Description: Cut to size DIN rail ready to be installed. The simplified panel design makes procurement easier and reduces assembly time.

Material: Galvanized steel.

Pack quantity: 5 pieces.

Mounting requirements: To be used with modular system.

W	Item no.
600	MSDR0600
800	MSDR0800



Fixed brackets, MSMPF01

Description:	A bracket to mount a DIN-rail to allow for mounting of modular components in the modular system profiles. Cost effective solution for panel builders.
Material:	2.5 mm galvanized steel.
Pack quantity:	2 pairs.
Mounting requirements:	To be assembled on the modular system frame.

Item no.
MSMPF01



Adjustable brackets, MSMPA01

Description:	A bracket to mount a DIN-rail or mounting plate which is adjustable in depth to allow for mounting of components in different sizes in the desired position.
Material:	2.5 mm galvanized steel, zamak.
Pack quantity:	2 pairs.
Mounting requirements:	To be assembled on the modular system frame.

Item no.
MSMPA01



Floor Standing Enclosures

Steel Range

Accessories | Modular system

Adjustment profiles, APK

Description:	Width profiles which allows for continuous adjustment of fixation cage nuts for components in height, depth and width. Panel builders can then fix any component in the desired position without machining.
Material:	2,5 mm galvanized steel.
Pack quantity:	2 pairs.
Requirements:	To be assembled on CLPF depth profiles.


For enclosure	
W	Item no.
600	APK600
800	APK800



Slotted front panels, MSMCP

Description:	Slotted front panel for modular assemblies. Provided with one DIN rail per row for modular components. It has a top and bottom bending to provide extra rigidity.
Material:	1.25 mm steel.
Finish:	RAL 7035 structured powder coating.
Delivery:	1 piece with mounting material.
Mounting requirements:	To be assembled on the modular system frame.

H	W	N° of rows	DIN modules	Item no.
150	600	1	25	MSMCP1506R5
150	800	1	38	MSMCP1508R5
200	600	1	25	MSMCP2006R5
200	800	1	38	MSMCP2008R5
300	600	1	25	MSMCP3006-1R5
300	800	1	38	MSMCP3008-1R5
300	600	2	50	MSMCP3006-2R5
300	800	2	76	MSMCP3008-2R5
450	600	3	75	MSMCP4506R5
450	800	3	114	MSMCP4508R5
600	600	4	100	MSMCP6006R5
600	800	4	152	MSMCP6008R5



Plain front panels, MSMBP

Description:	Plain front panel for modular assemblies. It has a top and bottom bending to provide extra rigidity.
Material:	1.25 mm steel.
Finish:	RAL 7035 structured powder coating.
Delivery:	1 piece with mounting material.
Mounting requirements:	To be assembled on the modular system frame.

H	W	h	w	Item no.
50	600	49	503	MSMBP0506R5
50	800	49	703	MSMBP0508R5
100	600	99	503	MSMBP1006R5
100	800	99	703	MSMBP1008R5
150	600	149	503	MSMBP1506R5
150	800	149	703	MSMBP1508R5
200	600	199	503	MSMBP2006R5
200	800	199	703	MSMBP2008R5
250	600	249	503	MSMBP2506R5
250	800	249	703	MSMBP2508R5
300	600	299	503	MSMBP3006R5
300	800	299	703	MSMBP3008R5
400	600	399	503	MSMBP4006R5
400	800	399	703	MSMBP4008R5
450	600	449	503	MSMBP4506R5
450	800	449	703	MSMBP4508R5
500	600	499	503	MSMBP5006R5
500	800	499	703	MSMBP5008R5
600	600	599	503	MSMBP6006R5
600	800	599	703	MSMBP6008R5



Blanking plates for DIN slots, TB13G

Description:	Blanking plate to cover the unused space in the DIN slots. Can be divided per half a module.
Material:	Plastic.
Finish:	RAL 7035.
Pack quantity:	1 piece of blanking plate 13 mod. Overall length 234 mm.

Item no.
TB13G



Floor Standing Enclosures

Steel Range

Accessories | 19" mounting

Mild steel, combinable enclosures

Swing frame ESFC 600 mm width

MCS / MCD

		Required accessories	Page
FIXATION	Full height swing frame, mounted in the front/rear	Swing frame transversal support bars, ESFB , in width	144
	Full height swing frame, mounted in the side	Swing frame transversal support bars, ESFB , in depth	144
	Partial height swing frame, mounted in the front/rear	Swing frame transversal support bars, ESFB , in width Mounting profile in depth, CLPF (2 pcs)	144 113
	Partial height swing frame, mounted in the side	Swing frame transversal support bars, ESFB , in depth Mounting profile in width, CLPF (2 pcs)	144 113
	Full height swing frame, mounted in the front/rear of an internally divided 1200/1600 enclosure	Swing frame transversal support bars, ESFB , in width Depth dividing bars, VBD Fixing brackets, VBK	144 115 115
	Partial height swing frame, mounted in the front/rear of an internally divided 1200 width enclosure	Swing frame transversal support bars, ESFB Mounting profile in depth, CLPF (2 pcs) Depth dividing bars, VBD Vertical dividing bars, VB Fixing brackets, VBK	144 113 115 115 115
DEPTH ADJUSTMENT	Swing frame adjustable in depth	<i>Additional accessories not required</i>	N/A
HINGED 180°	Full or partial height swing frame 180° hinged	Swing frame hinges 180°, ESFH	144
SUPPORT	Swing frame chassis support	Swing frame chassis support, SFSU	145
DOOR STOP	Full or partial height swing frame door stop 130°	Swing frame door stop 130°, ESFD130	145
	Full or partial height swing frame door stop 180°	Swing frame door stop 180°, ESFD180	145

Mild steel, compact enclosures

MKS / MKD

Required accessories	Page
Swing frame transversal support bars, ESFB , in width	144
<i>Not available</i>	N/A
Swing frame transversal support bars, ESFB , in width Click-in profile in depth, CLPK (2 pcs)	144 112
<i>Not available</i>	N/A
Swing frame transversal support bars, ESFB , in width Depth dividing bars, VBD Fixing brackets, VBK	144 115 115
Swing frame transversal support bars, ESFB Click-in profile in depth, CLPK (2 pcs) Depth dividing bars, VBD Vertical dividing bars, VB Fixing brackets, VBK	144 112 115 115 115
<i>Additional accessories not required</i>	N/A
Swing frame hinges 180°, ESFH	144
Swing frame chassis support, SFSU	145
Swing frame door stop 130°, ESFD130	145
Swing frame door stop 180°, ESFD180	145

Stainless steel, combinable enclosures

MCSS / MCDS

Required accessories	Page
Swing frame transversal support bars, ESFB , in width	144
Swing frame transversal support bars, ESFB , in depth	144
Swing frame transversal support bars, ESFB , in width Mounting profile in depth, CLPF (2 pcs)	144 113
Swing frame transversal support bars, ESFB , in depth Mounting profile in width, CLPF (2 pcs)	144 113
Swing frame transversal support bars, ESFB , in width Depth dividing bars, VBD Fixing brackets, VBK	144 115 115
Swing frame transversal support bars, ESFB Mounting profile in depth, CLPF (2 pcs) Depth dividing bars, VBD Vertical dividing bars, VB Fixing brackets, VBK	144 113 115 115 115
<i>Additional accessories not required</i>	N/A
Swing frame hinges 180°, ESFH	144
Swing frame chassis support, SFSU	144
Swing frame door stop 130°, ESFD130	144
Swing frame door stop 180°, ESFD180	144

Stainless steel, compact enclosures

EKSS / EKDS

Required accessories	Page
Swing frame transversal support bars, ESFB , in width	144
<i>Not available</i>	N/A
Swing frame transversal support bars, ESFB , in width Click-in profile in depth, CLPK (2 pcs)	144 112
<i>Not available</i>	N/A
<i>Not available</i>	N/A
Swing frame transversal support bars, ESFB Click-in profile in depth, CLPK (2 pcs) Depth dividing bars, VBD Vertical dividing bars, VB Fixing brackets, VBK	144 112 115 115 115
<i>Additional accessories not required</i>	N/A
Swing frame hinges 180°, ESFH	144
Swing frame chassis support, SFSU	145
Swing frame door stop 130°, ESFD130	145
Swing frame door stop 180°, ESFD180	145

Floor Standing Enclosures

Steel Range

Accessories | 19" mounting

Middle swing frame ESFM 800 mm width

Mild steel, combinable enclosures

MCS / MCD

		Required accessories	Page
FIXATION	Full height swing frame, mounted in the front/rear	Swing frame transversal support bars, ESFB , in width	144
	Full height swing frame, mounted in the side	Swing frame transversal support bars, ESFB , in depth	144
	Partial height swing frame, mounted in the front/rear	Swing frame transversal support bars, ESFB , in width Mounting profile in depth, CLPF (2 pcs)	144 113
	Partial height swing frame, mounted in the side	Swing frame transversal support bars, ESFB , in depth Mounting profile in width, CLPF (2 pcs)	144 113
	Full height swing frame, mounted in the front/rear of an internally divided 1200/1600 enclosure	Swing frame transversal support bars, ESFB , in width Depth dividing bars, VBD Fixing brackets, VBK	144 115 115
	Partial height swing frame, mounted in the front/rear of an internally divided 1600 width enclosure	Swing frame transversal support bars, ESFB Mounting profile in depth, CLPF (2 pcs) Depth dividing bars, VBD Vertical dividing bars, VB Fixing brackets, VBK	144 113 115 115 115
DEPTH ADJUSTMENT	Swing frame adjustable in depth	<i>Additional accessories not required</i>	N/A
HINGED 180°	Full or partial height swing frame 180° hinged	<i>Additional accessories not required</i>	N/A
SUPPORT	Swing frame chassis support	Swing frame chassis support, SFSU	145
DOOR STOP	Full or partial height swing frame door stop 130°	Swing frame door stop 130°, ESFD130	145
	Full or partial height swing frame door stop 180°	Swing frame door stop 180°, ESFD180	145

Mild steel, compact enclosures

MKS / MKD

Required accessories	Page
Swing frame transversal support bars, ESFB , in width	144
<i>Not available</i>	N/A
Swing frame transversal support bars, ESFB , in width Click-in profile in depth, CLPK (2 pcs)	144 112
<i>Not available</i>	N/A
Swing frame transversal support bars, ESFB , in width Depth dividing bars, VBD Fixing brackets, VBK	144 115 115
Swing frame transversal support bars, ESFB Click-in profile in depth, CLPK (2 pcs) Depth dividing bars, VBD Vertical dividing bars, VB Fixing brackets, VBK	144 112 115 115 115
<i>Additional accessories not required</i>	N/A
<i>Additional accessories not required</i>	N/A
Swing frame chassis support, SFSU	145
Swing frame door stop 130°, ESFD130	145
Swing frame door stop 180°, ESFD180	145

Stainless steel, combinable enclosures

MCSS / MCDS

Required accessories	Page
Swing frame transversal support bars, ESFB , in width	144
Swing frame transversal support bars, ESFB , in depth	144
Swing frame transversal support bars, ESFB , in width Mounting profile in depth, CLPF (2 pcs)	144 113
Swing frame transversal support bars, ESFB , in depth Mounting profile in width, CLPF (2 pcs)	144 113
Swing frame transversal support bars, ESFB , in width Depth dividing bars, VBD Fixing brackets, VBK	144 115 115
Swing frame transversal support bars, ESFB Mounting profile in depth, CLPF (2 pcs) Depth dividing bars, VBD Vertical dividing bars, VB Fixing brackets, VBK	144 113 115 115 115
<i>Additional accessories not required</i>	N/A
<i>Additional accessories not required</i>	N/A
Swing frame chassis support, SFSU	145
Swing frame door stop 130°, ESFD130	145
Swing frame door stop 180°, ESFD180	145

Stainless steel, compact enclosures

EKSS / EKDS

Required accessories	Page
Swing frame transversal support bars, ESFB , in width	144
<i>Not available</i>	N/A
Swing frame transversal support bars, ESFB , in width Click-in profile in depth, CLPK (2 pcs)	144 112
<i>Not available</i>	N/A
<i>Not available</i>	N/A
Swing frame transversal support bars, ESFB Click-in profile in depth, CLPK (2 pcs) Depth dividing bars, VBD Vertical dividing bars, VB Fixing brackets, VBK	144 112 115 115 115
<i>Additional accessories not required</i>	N/A
<i>Additional accessories not required</i>	N/A
Swing frame chassis support, SFSU	145
Swing frame door stop 130°, ESFD130	145
Swing frame door stop 180°, ESFD180	145

Floor Standing Enclosures

Steel Range

Accessories | 19" mounting

Side swing frame ESFS 800 mm width

Mild steel, combinable enclosures

MCS / MCD

		Required accessories	Page
FIXATION	Full height swing frame, mounted in the front/rear	Swing frame transversal support bars, ESFB , in width	144
	Full height swing frame, mounted in the side	Swing frame transversal support bars, ESFB , in depth	144
	Partial height swing frame, mounted in the front/rear	Swing frame transversal support bars, ESFB , in width Mounting profile in depth, CLPF (2 pcs)	144 113
	Partial height swing frame, mounted in the side	Swing frame transversal support bars, ESFB , in depth Mounting profile in width, CLPF (2 pcs)	144 113
	Full height swing frame, mounted in the front/rear of an internally divided 1200/1600 enclosure	Swing frame transversal support bars, ESFB , in width Depth dividing bars, VBD Fixing brackets, VBK	144 115 115
	Partial height swing frame, mounted in the front/rear of an internally divided 1200/1600 width enclosure	Swing frame transversal support bars, ESFB Mounting profile in depth, CLPF (2 pcs) Depth dividing bars, VBD Vertical dividing bars, VB Fixing brackets, VBK	144 113 115 115 115
DEPTH ADJUSTMENT	Swing frame adjustable in depth	<i>Additional accessories not required</i>	N/A
HINGED 180°	Full or partial height swing frame 180° hinged	Swing frame hinges 180°, ESFH	144
SUPPORT	Swing frame chassis support	Swing frame chassis support, SFSU	145
DOOR STOP	Full or partial height swing frame door stop 130°	Swing frame door stop 130°, ESFD130	145
	Full or partial height swing frame door stop 180°	Swing frame door stop 180°, ESFD180	145

Mild steel, compact enclosures

MKS / MKD

Required accessories	Page
Swing frame transversal support bars, ESFB , in width	144
<i>Not available</i>	N/A
Swing frame transversal support bars, ESFB , in width Click-in profile in depth, CLPK (2 pcs)	144 112
<i>Not available</i>	N/A
Swing frame transversal support bars, ESFB , in width Depth dividing bars, VBD Fixing brackets, VBK	144 115 115
Swing frame transversal support bars, ESFB Click-in profile in depth, CLPK (2 pcs) Depth dividing bars, VBD Vertical dividing bars, VB Fixing brackets, VBK	144 112 115 115 115
<i>Additional accessories not required</i>	N/A
Swing frame hinges 180°, ESFH	144
Swing frame chassis support, SFSU	145
Swing frame door stop 130°, ESFD130	145
Swing frame hinges 180°, ESFH	144

Stainless steel, combinable enclosures

MCSS / MCDS

Required accessories	Page
Swing frame transversal support bars, ESFB , in width	144
Swing frame transversal support bars, ESFB , in depth	144
Swing frame transversal support bars, ESFB , in width Mounting profile in depth, CLPF (2 pcs)	144 113
Swing frame transversal support bars, ESFB , in depth Mounting profile in width, CLPF (2 pcs)	144 113
Swing frame transversal support bars, ESFB , in width Depth dividing bars, VBD Fixing brackets, VBK	144 115 115
Swing frame transversal support bars, ESFB Mounting profile in depth, CLPF (2 pcs) Depth dividing bars, VBD Vertical dividing bars, VB Fixing brackets, VBK	144 113 115 115 115
<i>Additional accessories not required</i>	N/A
Swing frame hinges 180°, ESFH	144
Swing frame chassis support, SFSU	145
Swing frame door stop 130°, ESFD130	145
Swing frame door stop 180°, ESFD180	145

Stainless steel, compact enclosures

EKSS / EKDS

Required accessories	Page
Swing frame transversal support bars, ESFB , in width	144
<i>Not available</i>	N/A
Swing frame transversal support bars, ESFB , in width Click-in profile in depth, CLPK (2 pcs)	144 112
<i>Not available</i>	N/A
<i>Not available</i>	N/A
Swing frame transversal support bars, ESFB Click-in profile in depth, CLPK (2 pcs) Depth dividing bars, VBD Vertical dividing bars, VB Fixing brackets, VBK	144 112 115 115 115
<i>Additional accessories not required</i>	N/A
Swing frame hinges 180°, ESFH	144
Swing frame chassis support, SFSU	145
Swing frame door stop 130°, ESFD130	145
Swing frame door stop 180°, ESFD180	145

Floor Standing Enclosures

Steel Range

Accessories | 19" mounting

Partial height swing frame, SFCP

Mild steel, combinable enclosures

MCS / MCD

		Required accessories	Page
FIXATION	Partial height swing frame, mounted in the front/rear and adjustable in height	Partial swing frame support bars, SFBP , in width	147
	Partial height swing frame, mounted in the front/rear and adjustable in height and depth	Partial swing frame support bars, SFBP , in width Mounting profile in height, CLPF (2 pcs)	147 113
	Partial height swing frame, mounted in the side and adjustable in height	Partial swing frame support bars, SFBP , in depth	147
	Partial height swing frame, mounted in the side and adjustable in height and width	Partial swing frame support bars, SFBP , in depth Mounting profile in height, CLPF (2 pcs)	147 113
	Partial height swing frame, mounted in the front/rear of an internally divided 1200/1600 width enclosure	Partial swing frame support bars, SFBP , in width Depth dividing bars, VBD Vertical dividing bars, VB Fixing brackets, VBK	147 115 115 115
	Partial height swing frame, mounted in the front/rear of an internally divided 1200/1600 width enclosure and adjustable in depth	Partial swing frame support bars, SFBP , in width Mounting profile in height, CLPF (2 pcs) Depth dividing bars, VBD Fixing brackets, VBK	147 113 115 115
SUPPORT	Swing frame chassis support	Swing frame chassis support, SFSU	145

Mild steel, compact enclosures

Stainless steel, combinable enclosures

Stainless steel, compact enclosures

MKS / MKD**MCSS / MCDS****EKSS / EKDS**

Required accessories	Page	Required accessories	Page	Required accessories	Page
Not available	N/A	Partial swing frame support bars, SFBP , in width	147	Not available	N/A
Not available	N/A	Partial swing frame support bars, SFBP , in width Mounting profile in height, CLPF (2 pcs)	147 113	Not available	N/A
Not available	N/A	Partial swing frame support bars, SFBP , in depth	147	Not available	N/A
Not available	N/A	Partial swing frame support bars, SFBP , in depth Mounting profile in height, CLPF (2 pcs)	147 113	Not available	N/A
Not available	N/A	Partial swing frame support bars, SFBP , in width Depth dividing bars, VBD Vertical dividing bars, VB Fixing brackets, VBK	147 115 115 115	Not available	N/A
Not available	N/A	Partial swing frame support bars, SFBP , in width Mounting profile in height, CLPF (2 pcs) Depth dividing bars, VBD Fixing brackets, VBK	147 113 115 115	Not available	N/A
Not available	N/A	Swing frame chassis support, SFSU	145	Not available	N/A

Floor Standing Enclosures

Steel Range

Accessories | 19" mounting

19" mounting profiles

Mild steel, combinable enclosures

MCS / MCD

		Required accessories	Page
FIXATION IN THE FRONT OR REAR OF THE ENCLOSURE	Front and side 19" profiles, centered fixing	19" mounting profiles, CIP Horizontal profiles for centered fixation of 19" profiles, CIB	147 148
	Side 19" profiles, centered fixing	19" mounting profiles, CIPD Horizontal profiles for centered fixation of 19" profiles, CIB	148 148
	Front and side 19" profiles, asymmetric fixing	19" mounting profiles, CIP Horizontal profiles for asymmetric fixation of 19" profiles, CID	147 148
	Side 19" profiles, asymmetric fixing	19" mounting profiles, CIPD Horizontal profiles for asymmetric fixation of 19" profiles, CID	148 148
	Partial front and side 19" profiles, depth adjustable in steps for 600 depth enclosures, centered fixing	Partial 19" mounting profiles, CIPP Click-in profile in depth, CLPK (2 pcs)	149 112
	Partial front and side 19" profiles, depth adjustable in steps for 800 depth enclosures, centered fixing	Partial 19" mounting profiles, CIPP Brackets for fixation of partial 19" profiles, CIC Click-in profile in depth, CLPK (2 pcs)	149 149 112
	Partial front and side 19" profiles, continuous depth adjustment for 800 width enclosures, centered fixing	Partial 19" mounting profiles, CIPP Width reducers, CIWR	149 149

Mild steel, compact enclosures

Stainless steel, combinable enclosures

Stainless steel, compact enclosures

MKS / MKD**MCSS / MCDS****EKSS / EKDS**

Required accessories	Page	Required accessories	Page	Required accessories	Page
Not available	N/A	19" mounting profiles, CIP Horizontal profiles for centered fixation of 19" profiles, CIB	147 148	19" mounting profiles, CIP Horizontal profiles for centered fixation of 19" profiles, CIB	147 148
Not available	N/A	19" mounting profiles, CIPD Horizontal profiles for centered fixation of 19" profiles, CIB	148 148	19" mounting profiles, CIPD Horizontal profiles for centered fixation of 19" profiles, CIB	148 148
19" mounting profiles, CIP Horizontal profiles for asymmetric fixation of 19" profiles, CID	147 148	19" mounting profiles, CIP Horizontal profiles for asymmetric fixation of 19" profiles, CID	148 148	19" mounting profiles, CIP Horizontal profiles for asymmetric fixation of 19" profiles, CID	147 148
19" mounting profiles, CIPD Horizontal profiles for asymmetric fixation of 19" profiles, CID	148 148	19" mounting profiles, CIPD Horizontal profiles for asymmetric fixation of 19" profiles, CID	148 148	19" mounting profiles, CIPD Horizontal profiles for asymmetric fixation of 19" profiles, CID	148 148
Partial 19" mounting profiles, CIPP Click-in profile in depth, CLPK (2 pcs)	149 112	Partial 19" mounting profiles, CIPP Click-in profile in depth, CLPK (2 pcs)	149 112	Partial 19" mounting profiles, CIPP Click-in profile in depth, CLPK (2 pcs)	149 112
Partial 19" mounting profiles, CIPP Brackets for fixation of partial 19" profiles, CIC Click-in profile in depth, CLPK (2 pcs)	149 149 112	Partial 19" mounting profiles, CIPP Brackets for fixation of partial 19" profiles, CIC Click-in profile in depth, CLPK (2 pcs)	149 149 112	Partial 19" mounting profiles, CIPP Brackets for fixation of partial 19" profiles, CIC Click-in profile in depth, CLPK (2 pcs)	149 149 112
Partial 19" mounting profiles, CIPP Width reducers, CIWR	149 149	Partial 19" mounting profiles, CIPP Width reducers, CIWR	149 149	Partial 19" mounting profiles, CIPP Width reducers, CIWR	149 149

Floor Standing Enclosures

Steel Range

Accessories | 19" mounting

19" mounting profiles

Mild steel, combinable enclosures

MCS / MCD

		Required accessories	Page
FIXATION FOR THE SIDE OF THE ENCLOSURE	Front and side 19" profiles, centered fixing	19" mounting profiles, CIP Horizontal profiles for centered fixation of 19" profiles, CIB	147 148
	Side 19" profiles, centered fixing	19" mounting profiles, CIPD Horizontal profiles for centered fixation of 19" profiles, CIB	148 148
	Front and side 19" profiles, asymmetric fixing	19" mounting profiles, CIP Horizontal profiles for asymmetric fixation of 19" profiles, CID	147 148
	Side 19" profiles, asymmetric fixing	19" mounting profiles, CIPD Horizontal profiles for asymmetric fixation of 19" profiles, CID	148 148
	Partial front and side 19" profiles, depth adjustable in steps for 600 depth enclosures, centered fixing	Partial 19" mounting profiles, CIPP Brackets for fixation of partial 19" profiles, CIC Click-in profile in width, CLPK (2 pcs)	149 149 112
	Partial front and side 19" profiles, depth adjustable in steps for 800 depth enclosures, centered fixing	Partial 19" mounting profiles, CIPP Brackets for fixation of partial 19" profiles, CIC Click-in profile in width, CLPK (2 pcs)	149 149 112
	Partial front and side 19" profiles, continuous depth adjustment for 800 width enclosures, centered fixing	Partial 19" mounting profiles, CIPP Width reducers, CIWR	149 149
FRONT FRAME	Front frame to be used when a door is not required	Front frame covers, FFC	150

Mild steel, compact enclosures

Stainless steel, combinable enclosures

Stainless steel, compact enclosures

MKS / MKD**MCSS / MCDS****EKSS / EKDS**

Required accessories	Page	Required accessories	Page	Required accessories	Page
Not available	N/A	19" mounting profiles, CIP Horizontal profiles for centered fixation of 19" profiles, CIB	147 148	Not available	N/A
Not available	N/A	19" mounting profiles, CIPD Horizontal profiles for centered fixation of 19" profiles, CIB	148 148	Not available	N/A
Not available	N/A	19" mounting profiles, CIP Horizontal profiles for asymmetric fixation of 19" profiles, CID	147 148	Not available	N/A
Not available	N/A	19" mounting profiles, CIPD Horizontal profiles for asymmetric fixation of 19" profiles, CID	148 148	Not available	N/A
Not available	N/A	Partial 19" mounting profiles, CIPP Brackets for fixation of partial 19" profiles, CIC Click-in profile in width, CLPK (2 pcs)	149 149 112	Not available	N/A
Not available	N/A	Partial 19" mounting profiles, CIPP Brackets for fixation of partial 19" profiles, CIC Click-in profile in width, CLPK (2 pcs)	149 149 112	Not available	N/A
Not available	N/A	Partial 19" mounting profiles, CIPP Width reducers, CIWR	149 149	Not available	N/A
Front frame covers, FFC	150	Not available	N/A	Not available	N/A

Floor Standing Enclosures

Steel Range

Accessories | 19" mounting

Full Height Swing Frames, ESFC

- Description:

Full height swing frame for 19" components allowing left and right hand opening. Can be used in steel, combinable and compact enclosures. Hinges designed to give extra build-in depth. Adjustable top hinge for square mounting of the swing frame. Rigid W-shaped frame profile for heavy equipment. Zinc plated 19" vertical profiles for direct earthing of the mounted components. Standard equipped with 130° hinges (180° hinges not applicable for 600 mm wide enclosures). Can also be mounted on the side of 600 mm deep floor standing enclosures. For steel, combinable enclosures use transversal support bars ESFB in combination with VBD if required. Adjustable in depth by steps of 12.5 mm.
- Maximum load:

1800N, supplied with a self positioning device.
- Lock:

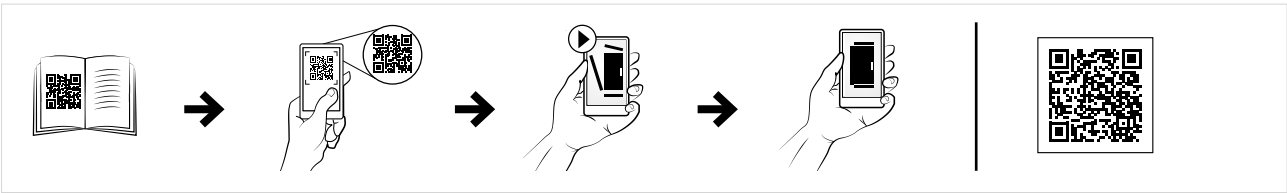

Two 3 mm double-bit locks.
- Material:

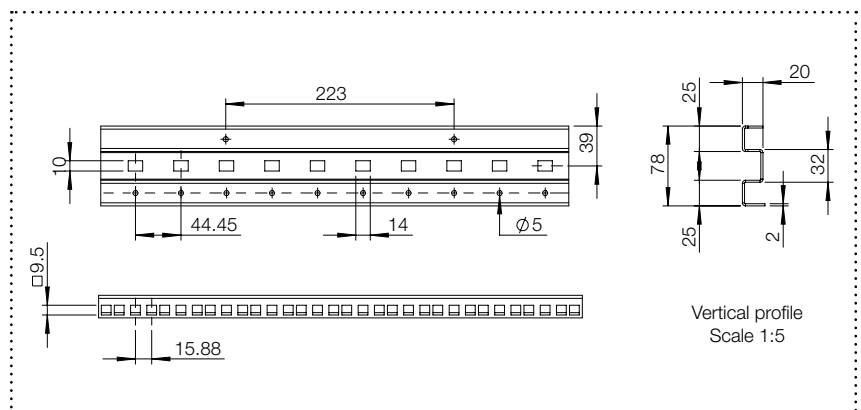
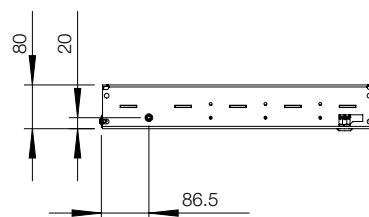
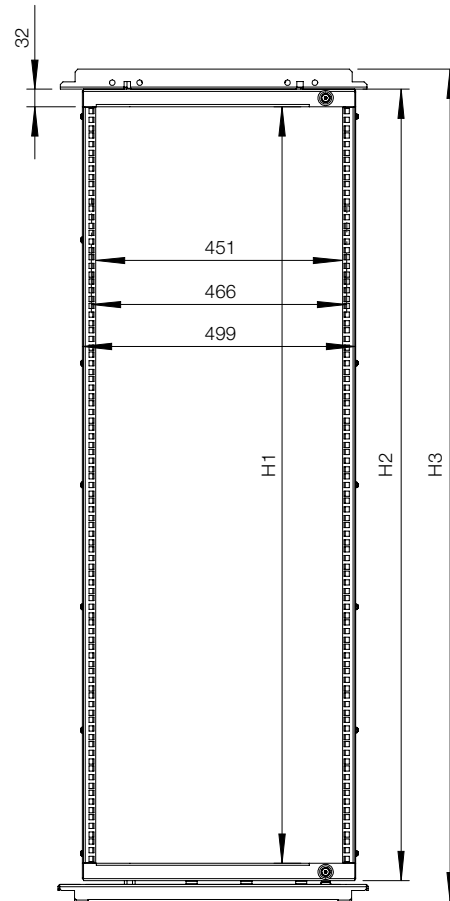
19" vertical profiles 2 mm zinc plated steel. Frame: vertical profiles 2 mm and horizontal profiles 3 mm.
- Pack quantity:

1 swing frame with hinges.
- Mounting requirements:

ESFC for 600 mm, 800 mm, 1000 mm, 1200 mm wide steel, combinable enclosures. Add ESFB for mounting in a steel, combinable enclosure.

For enclosure					
H	U	H1	H2	H3	Item no.
1400	27	1203	1267	1337	ESFC276
1600	31	1381	1445	1515	ESFC316
1800	36	1603	1667	1737	ESFC366
2000	40	1781	1845	1915	ESFC406
2200	45	2003	2067	2137	ESFC456





■ Swing frame

■ Support bars 600 wide

■ Support bars 800/1000 wide

■ Support bars 1200 wide

■ Depth dividing bar

Floor Standing Enclosures

Steel Range

Accessories | 19" mounting

Swing Frame middle mounted, ESFM

- Description:

Full height swing frame for 19" components allowing left and right hand opening with grip over the full height. Can be used in steel, combinable and compact enclosures. Hinges designed to give extra build-in depth. Adjustable top hinge for square mounting of the swing frame. Rigid W-shaped frame profile for heavy equipment. Zinc plated 19" vertical profiles for direct earthing of the mounted components. Full access to the enclosure aperture can be acquired by the standard fitted 180° hinges. For mounting use transversal support bars ESFB. Depth support and easy cable routing is achieved with depth mounting plate SFMP. Adjustable in depth by steps of 12.5 mm.
- Maximum load:

1800 N, supplied with a self-positioning device.
- Lock:

Double-bit 3 mm espagnolette (other lock options possible).
- Material:

19" vertical profiles 2 mm zinc plated steel. Frame: vertical profiles 2 mm and horizontal profiles 3 mm.
- Finish:

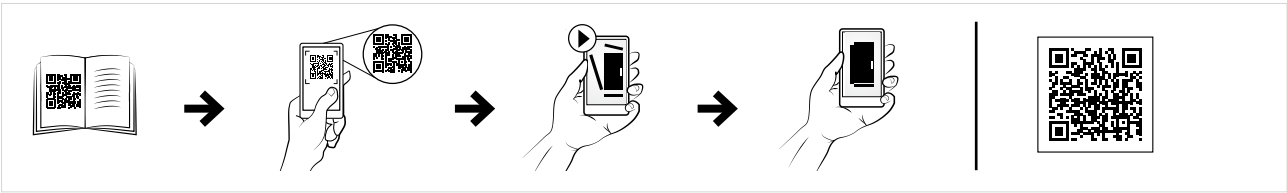
RAL 7035 structured powder coating.
- Pack quantity:

1 swing frame with 180° hinges.
- Mounting requirements:

ESFM for 800 mm and 1000 mm wide steel, combinable enclosures. Add ESFB for mounting in a steel, combinable enclosure.

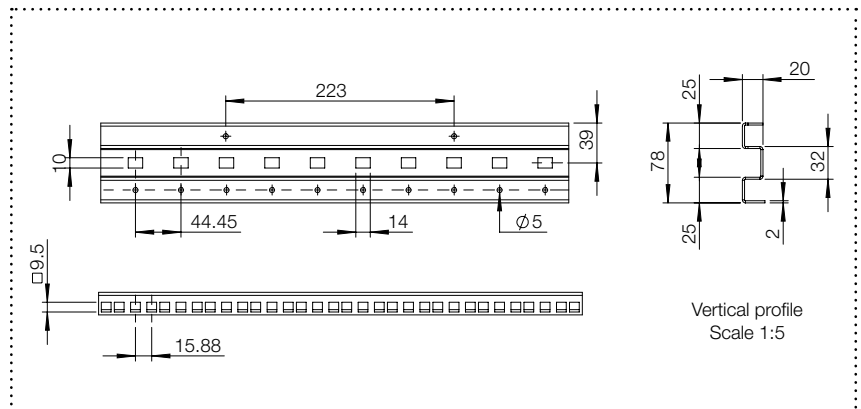
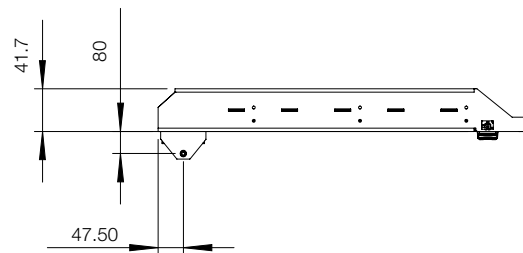
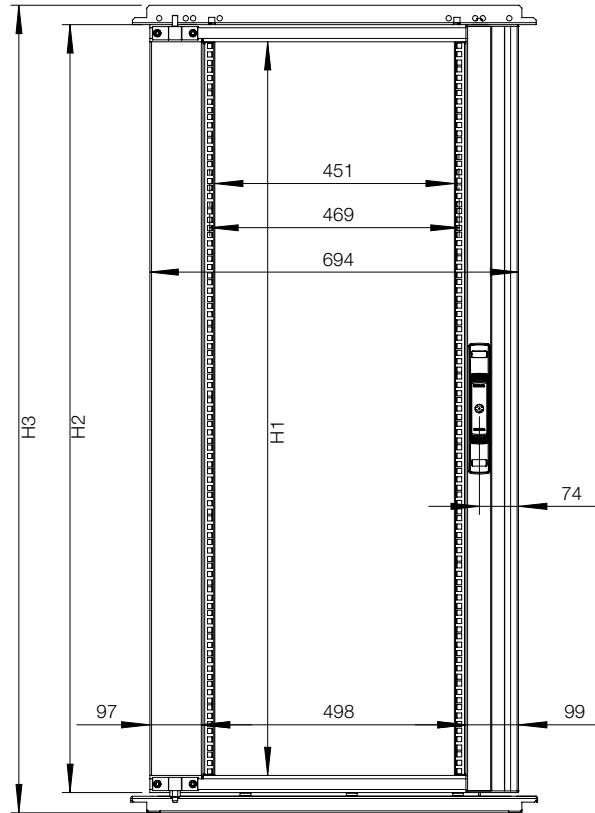


For enclosure					
H	U	H1	H2	H3	Item no.
1400	27	1203	1267	1337	ESFM278
1600	31	1381	1445	1515	ESFM318
1800	36	1603	1667	1737	ESFM368
2000	40	1781	1845	1915	ESFM408
2200	45	2003	2067	2137	ESFM458





■ Support bars 800/1000 wide



Floor Standing Enclosures

Steel Range

Accessories | 19" mounting

Swing Frame side mounted, ESFS

- Description:**

Full height swing frame for 19" components allowing left and right hand opening with grip over the full height. Can be used in steel, combinable and compact enclosures. Hinges designed to give extra build-in depth. Adjustable top hinge for square mounting of the swing frame. Rigid W-shaped frame profile for heavy equipment. Zinc plated 19" vertical profiles for direct earthing of the mounted components. Standard equipped with 130° hinges. Full access to the enclosure's aperture can be acquired by use of 180° hinges ESFH180. For mounting use transversal support bars ESFB. Depth support and easy cable routing is achieved with depth mounting plate SFMP. Adjustable in depth by steps of 12.5 mm.
- Maximum load:**

1800 N, supplied with a self-positioning device.
- Lock:**

Double-bit 3 mm espagnolette (other lock options possible).
- Material:**

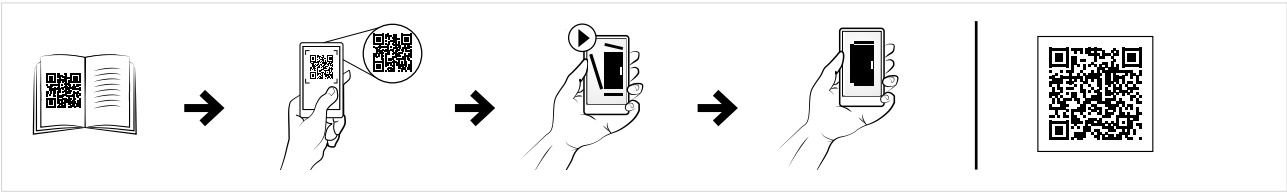
19" vertical profiles 2 mm zinc plated steel. Frame: vertical profiles 2 mm and horizontal profiles 3 mm.
- Finish:**

RAL 7035 structured powder coating.
- Pack quantity:**

1 swing frame with hinges.
- Mounting requirements:**

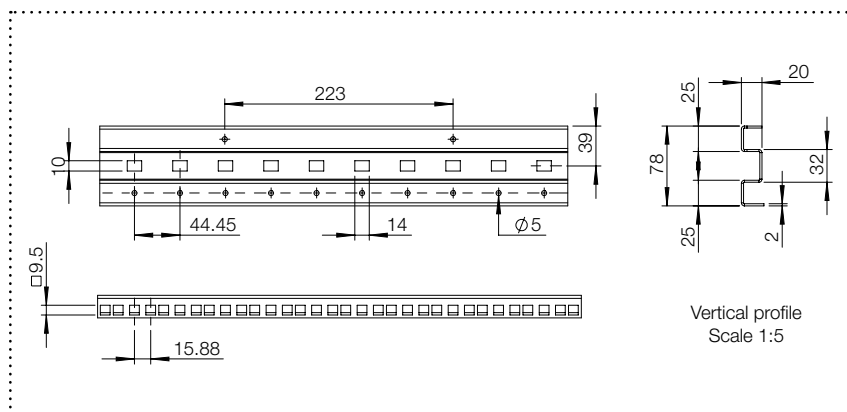
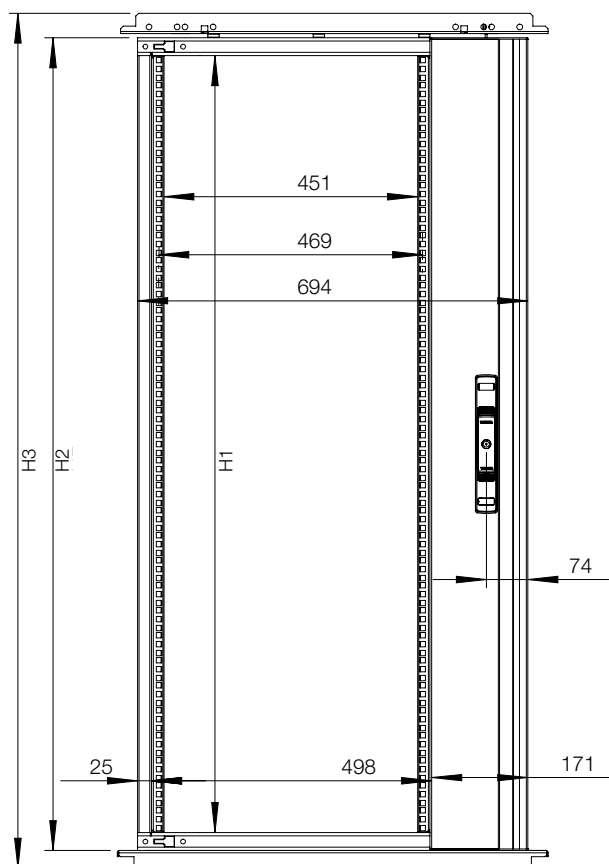
ESFS for 800 mm, 1000 mm wide steel, combinable enclosures. Add ESFB for mounting in a steel, combinable enclosure.

For enclosure					
H	U	H1	H2	H3	Item no.
1400	27	1203	1267	1337	ESFS278
1600	31	1381	1445	1515	ESFS318
1800	36	1603	1667	1737	ESFS368
2000	40	1781	1845	1915	ESFS408
2200	45	2003	2067	2137	ESFS458





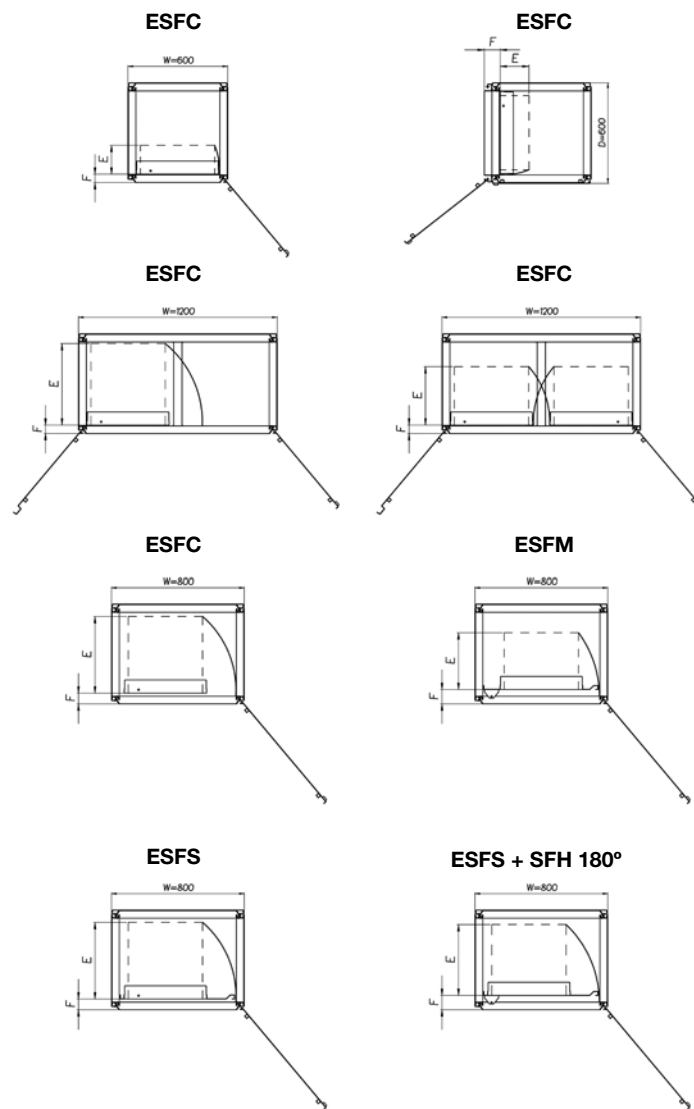
■ Support bars 800/1000 wide



Floor Standing Enclosures

Steel Range

Accessories | 19" mounting



Maximum build-in depth - E

Depth	ESFC	ESFC in 800W	1xESFC in 1200W	2xESFC in 1200W	ESFS	ESFS+SFH 180	ESFM
400	175	280	295	295	280	260	260
500	175	380	395	355	380	360	345
600	175	465	495	355	465	430	345
800	175	465	395	355	465	430	345
F	51	51	51	51	65	86	86

ESFC can also be mounted inside of a 600 deep enclosure in combination with a side door (DS).

Maximum build-in depth - E E=175, F=96.

Maximum opening angle

Item No	Opening angle degrees icw.	Opening angle degrees icw.
ESFC	125	125
ESFC interior	120	120
ESFM + ESFH	120	155
ESFS interior	120	130
ESFS + SFH	180	155

Maximum support per hinge type

Item No	Opening angle degrees icw.	Max. loading (kg)
ESFC	125	150
ESFC	120	150
ESFM + ESFH	180	120
ESFS + ESFH	180	120
ESFS + SFH	180	120

Partial height, Top mounting

Partial height, Middle mounting

Partial height, Bottom mounting


ESFC
Width: 600 mm




ESFC
Width: 800-1000 mm



ESFC
Width: 1200 mm



ESFM / ESFS
Width: 800-1000 mm



■ Swing frame

■ Support bars 600 wide

■ Support bars 800/1000 wide

■ Support bars 1200 wide

■ Mounting profile

Floor Standing Enclosures

Steel Range

Accessories | 19" mounting

Swing Frame transversal support bars, ESFB

Description: For full height mounting of swing frames in steel, combinable and compact enclosures. When partial height mounting is required use the ESFB in combination with CLPK or CLPF. The swing frames can be mounted both left and right hand opening. One man installation with integrated safety catch which holds the swing frame in the mounting position (130° hinge). Pre-punched holes for mounting a door switch (DSW01) is provided in the top swing frame support with W>600mm and with ESFS or ESFM swing frames.

Material: 3 mm zinc plated steel.

Mounting requirements: Support bars (ESFB) 600 mm wide can also be mounted directly into a 1200 mm wide enclosure by means of a VBD. Support bars (ESFB) 800 mm wide can also be mounted directly in 1600 mm wide enclosures.

Pack quantity: One complete kit for a swing frame.

For enclosure	
W	Item no.
600	ESFB06
800	ESFB08
1000	ESFB10
1200	ESFB12

To mount 2 x ESFC swing frames, an additional mounting kit ESFB12XKIT is required.



Swing Frame hinges 180°, ESFH

Description: Allows the swing frame to be opened up to 180°. Adjustable top hinge for square mounting of the swing frame. Smart hinge point position giving maximum build-in depth.

Material: Zinc plated steel.

Pack quantity: 1 set.

Mounting requirements: To be used in combination with ESFS mounted in 800 mm, 1000 mm and 1200 mm wide enclosures.

Item no.
ESFH180



Swing frame door stop, ESFD

Description: To enable locking of the swing frame in the open position. Mounted directly onto the swing frame and support bars. The door stop can be easily disconnected to provide full opening of the swing frame.

Material: Zinc plated steel.

Pack quantity: 1 piece with mounting accessories.

Opening degree	Item no.
130°	ESFD130
180°	ESFD180



Transport bracket for swing frame, ESFT

Description: To block swing frame in a closed position during transportation.

Pack quantity: 1 piece with mounting accessories.

Description	Item no.
Swing frame stopper	ESFT01



Swing Frame mounting plates, SFMP

Description: Full height mounting plate for easy cable routing and to support heavy equipment. Fits with ESFC, ESFS, ESFM Swing frames. Suitable for enclosures > 600 mm. Can be fitted with chassis support (SFSU) or DIN rails (PP).

Material: 2 mm zinc plated steel.

Pack quantity: 2 mounting plates with mounting accessories.

For enclosure	
H	Item no.
1400	SFMP14
1600	SFMP16
1800	SFMP18
2000	SFMP20
2200	SFMP22



Swing Frame chassis support, SFSU

Description: To add in-depth support and relieve pressure on heavy chassis applications.

Material: 2 mm zinc plated steel.

Pack quantity: 1 pair with mounting accessories.

Mounting requirements: For full height swing frames the SFMP can be added for more in-depth support and easy cable routing. Mounted directly to the back of the swing frame or to the Swing Frame mounting plate SFMP.

Item no.
SFSU02



Floor Standing Enclosures

Steel Range

Accessories | 19" mounting

Partial height swing frames, SFCP

- Description:

Partial height swing frame for 19"-components allowing left or right hand opening. Can be used in wall mounted, steel enclosures, and floor standing, combinable and compact, steel enclosures. Rigid S-shaped frame profile equipped with 19" hole pattern in front and back. Zinc plated frame for direct earthing of the mounted components. Standard opening angle 125°-155°. Mounting in wall mounted, steel enclosures requires the SFBP transversal support in combination with the AVB. Mounting in floor standing steel combinable enclosures requires the SFBP transversal support.
- Lock:

1 double-bit 3 mm lock.
- Material:

2 mm zinc plated steel.
- Pack quantity:

1 swing frame with hinges.
- Mounting requirements:

Mounting in wall mounted, steel enclosures requires the SFBP transversal support in combination with the AVB. Mounting in floor standing steel combinable enclosures requires the SFBP transversal support. Adjustable in depth in combination with CLPK profiles.

For enclosure			
H	U	Max. loading	Item no.
600	3	150 N	SFCP036
600	6	300 N	SFCP066
600	10	500 N	SFCP106
800	12	500 N	SFCP126
800	15	500 N	SFCP156
1000	19	500 N	SFCP196
1200	24	500 N	SFCP246



Partial SF transversal brackets, SFBP

- Description:

Enables partial height swing frames to be mounted in floor standing, combinable and compact, steel enclosures enclosures with full access to the enclosure's aperture. The swing frame can be mounted to allow both left and right hand opening.
- Material:

3 mm zinc plated steel.
- Pack quantity:

1 complete kit for one swing frame.
- Mounting requirements:

The SFBP can be used in double door enclosures by means of the VB/CDV divider profile. For depth adjustment use CLPK profiles

Item no.
SFBP03



Partial SF transversal support bars, SFBP

Description:	Enables partial height swing frames to be mounted in wall mounted, steel enclosures, and floor standing, combinable, steel enclosures. The swing frames can be mounted to allow both left and right hand opening.
Material:	3 mm zinc plated steel.
Pack quantity:	1 complete kit including mounting brackets for one swing frame.
Mounting requirements:	For wall mounted, steel enclosures, use in combination with the AVB profiles. For floor standing enclosures, it can be mounted directly to the enclosure frame or adjustable in depth, in steps of 25 mm, by means of the CLPK.

For enclosure		
W		Item no.
600		SFBP600
800		SFBP800



19" Mounting profiles, CIP

Description:	Full height mounting profiles to achieve 482.6 mm (19") mounting requirements on all sides. Fully adjustable in depth.
Material:	2 mm zinc plated steel.
Pack quantity:	1 pair.
Mounting requirements:	To be used in conjunction with CIB or CID profiles. For partial height mounting the CIWR is required.

For enclosure		
H	U	Item no.
1000	20	CIP20
1100	22	CIP22
1200	24	CIP24
1400	29	CIP29
1600	33	CIP33
1800	38	CIP38
2000	42	CIP42
2200	47	CIP47



Floor Standing Enclosures

Steel Range

Accessories | 19" mounting

19" Mounting profiles, CIPD

Description:	Side universal 19" punching. For additional internal support.
Material:	2 mm zinc plated steel.
Pack quantity:	1 pair.
Mounting requirements:	To be used in conjunction with CIB or CID profiles. For partial height mounting the CIWR is required.

For enclosure		
H	U	Item no.
1600	33	CIPD33
1800	38	CIPD38
2000	42	CIPD42
2200	47	CIPD47



Profiles for 19" profiles fixing, CIB

Description:	For fitting 19" vertical profiles CIP/CIPD in 600 mm and 800 mm wide enclosures. Fully adjustable in depth.
Material:	3 mm zinc plated steel.
Pack quantity:	2 profiles with mounting accessories.

For enclosure		
W		Item no.
600		CIB600
800		CIB800



Profiles for 19" profiles asymmetric fixing, CID

Description:	For fitting asymmetric 19" mounting profiles CIP/CIPD in 800 mm or wider enclosures. Fully adjustable in depth. Especially suited when heavier (active) components will be fitted.
Material:	3 mm zinc plated steel.
Pack quantity:	4 profiles with mounting accessories.

For enclosure			
W	D		Item no.
800/1000	600		CID600
800/1000	800		CID800



19" partial height mounting profiles, CIPP

Description:	Partial height 19" vertical profiles to achieve 482.6 mm (19") mounting requirements on all sides. Adjustable in depth in steps of 25 mm using the CLPK click-in profiles.
Material:	2 mm zinc plated steel.
Pack quantity:	2 pieces with mounting accessories.
Mounting requirements:	To be used with brackets CIC in 800 mm wide enclosures.


U	Item no.
6	CIPP06
9	CIPP09
10	CIPP10
11	CIPP11
13	CIPP13
15	CIPP15
18	CIPP18



Brackets for 19" partial height mounting profiles, CIC

Description:	For fixing 19" vertical profiles CIPP in 800 mm wide enclosures. Adjustable in depth in steps of 25 mm by using the CLPK click-in profiles.
Material:	3 mm zinc plated steel.
Pack quantity:	4 brackets with mounting accessories.

Item no.
CIC04



19" Width reducers, CIWR

Description:	Used to obtain 19" mounting facilities in 800 mm wide enclosures. Allows the mounting of CIP/CIPP profiles on partial or full height at any depth.
Material:	2 mm zinc plated steel.
Maximum load:	Maximum supported weight is 5000N on 2 pair of CIWR and 8000N on 3 pair of CIWR.
Pack quantity:	1 pair with mounting accessories.

For enclosure		Mounting plate dimensions	Item no.
W	D	w	
800	600	19"	CIWR8196
800	800	19"	CIWR8198



Floor Standing Enclosures

Steel Range

Accessories | 19" mounting

Front frame cover, FFC

Description:	To cover the framework around the door aperture on 600 mm wide data-telecom enclosures, when a door is not fitted.
Material:	1.75 mm steel plate.
Finish:	RAL 7035 structured powder coating.
Pack quantity:	1 set with mounting accessories.

Enclosure dimensions			
H	W	Height U	Item no.
2000	600	42	FFC2006R5



Front Phillips screws, CHS

Description:	For the mounting of front closing panels (PAC/PAL) or shelves on to the 19" profiles. To be used in combination with plastic washer PW6.
Length:	16 mm.
Pack quantity:	50 pieces.


Thread	Item no.
M6	CHS616



Plastic washers, PW

Description:	Plastic washer for the M6 front Phillips screws (CHS). To prevent damaging the front of the patch panels.
Pack quantity:	50 pieces.

Item no.
PW6



Cage nuts, CN

Description: For 2 mm steel thickness.

Pack quantity: 50 pieces.

Thread	Item no.
M6	CN6



Friction slide, L

Description: To support heavy components which are only fitted to the front. Mounted between two 19" profiles. Version fixed with 2 screws per profile, and version with click-in fixation.

Material: Click-in version 1.5 mm and mounted version 3 mm zinc plated steel.

Pack quantity: 1 pair with fixing material.

Length	Type	Max. loading	Item no.
279	screwed	980 N	L279
406	screwed	980 N	L406
406	click-in	490 N	L406C
470	screwed	980 N	L470
470	click-in	490 N	L470C
597	screwed	980 N	L597
700	screwed	980 N	L700



Front fixation 19" shelf, MTR

Description: For front mounting. The tray can be adjusted towards front or rear. Ventilation openings.

Additional information: Can be used with swing frames.

Material: 1.5 mm steel.

Finish: RAL 7035.

Pack quantity: 1 complete kit with mounting material.

W	D	U	Max. loading	Item no.
19"	250	2	150N	MTR1279
19"	400	2	150N	MTR1406
19"	500	2	150N	MTR1470



Floor Standing Enclosures

Steel Range

Accessories | 19" mounting

19" shelf, VSF

Description:	Maximum loading capacity when mounted directly onto the 19" profiles, front and rear. Ventilation openings.
Material:	1.5 mm steel.
Finish:	RAL 7035.
Pack quantity:	1 shelf with mounting material.

For enclosure			
W	D	Max. loading	Item no.
19"	404	1200 N	VSF1406
19"	468	1200 N	VSF1470
19"	595	1200 N	VSF1597



19" telescopic shelf, VTS

Description:	Mounted directly onto the 19" profiles, front and rear, 1U high. Ventilation openings.
Material:	1 mm steel.
Finish:	RAL 7035.
Pack quantity:	1 shelf and 2 quick mounting 3-member slides, front handle and mounting material.

For enclosure			
W	D	Max. loading	Item no.
19"	500	500 N	VTS1470
19"	600	500 N	VTS1597



1U Keyboard tray, DKB

Description:	For the installation of narrow 19" wide keyboard for PC, server or control system. Mounted directly to existing 19-Inch profiles in front and rear.			
Material:	1.25 mm steel.			
Finish:	RAL 7035.			
Pack quantity:	1 keyboard tray with telescopic rails and fixing accessories.			

H	W	D	U	Item no.
32	406	182	1	DKB02



Power distribution box, PWB

Description:	For circuit breakers, switches or sockets installed in racks. Opening for up to 22 modules (18 mm). DIN rail adjustable in depth by 15 mm. Box is equipped with two earthing rails 10 x 8 mm. Length is 120 mm with 15x M5 connections each. Cable entrance in the rear 400 x 35 mm fitted with cable brush.
Material:	1.5 mm steel plate.
Finish:	RAL 7035.
Pack quantity:	1 piece.

Height U	D	Item no.
3	135-150	PWB03



Painted steel front panels, PAC

Description:	Plain 19" front panel.
Material:	3 mm steel.
Finish:	RAL 7035.
Pack quantity:	1 piece.

Height U	W	h	Item no.
1	19"	44.45	PAC01
2	19"	88.90	PAC02
3	19"	133.35	PAC03
4	19"	177.80	PAC04
6	19"	266.70	PAC06



Ventilated front panels, PACV

Description:	Ventilated 19" front panel.
Material:	3 mm steel.
Finish:	RAL 7035.
Pack quantity:	1 piece.

Height U	W	h	Item no.
1	19"	44.45	PACV01



Floor Standing Enclosures

Steel Range

Accessories | 19" mounting

Patch panels, PAP

Description: For cable entry, with edge protection or for connectors RJ45. A 20 mm band on one side is left unpainted on the rear side for optimal earthing with the 19" profile.

Material: 1.5 mm galvanized steel.

Finish: RAL 7035.

Pack quantity: 1 piece.

N° of cut outs	Height U	Usage	Item no.
1	1	Cable entry	PAP01CE

Other cut-outs and special patch panels are available on request.



19" Power Distribution Unit, HPDS

Description: With or without ON/OFF switch. Including 2 m cable with right angle plug. 19" assembly brackets can be turned by 90°. Outlets 35° turned.

Material: Aluminium extrusion, anodized. Outlets polyamide 6.6, RAL 7035. Nickel plated earth contacts.

Cable with angle plug: 2 m x 1.5 mm², Schuko.

Rated power: 16 A / 3600 W.

Earthing: Double earthing.

Delivery: 1 complete PDU with power cable and 19" assembly brackets and fixing kit.

Outlets	Illuminated ON/OFF switch	Over voltage protection	Filters	Item no.
Schuko 9 x 250 V / 16 A	No	No	No	HPDS119009
Schuko 8 x 250 V / 16 A	Yes	No	No	HPDS119108

HPDS 119009 (height units); 119009 (with 19"); 119009 (0=no switch, 1=switch 2=over-voltage protection); 119009 (no. of outlet). Note: UK supplies UK sockets.



Ventilation modules with thermostat, UVT

Description:

Ventilation shelf with controller that regulates the temperature and air flow inside the racks. The unit consists of a fan controller and 2 or 4 fans inside a one unit shelf. The electronic sensor can be attached where the temperature is most critical (hot spot), close to your most expensive equipment, to ensure the correct temperature and air flow. The current temperature is displayed on the front of the unit, where it is possible to see preset values and intervals. The presence of an automatic control allows the system to switch on the ventilation only when the temperature goes beyond the operator preset value. Thereby the equipment gets less dusty and the energy consumption is reduced as well as the sound level. In other words the ventilation system saves energy, but also prolongs the life of the ventilators, which are operating only when needed. Fully wired and ready to connect.



Voltage: 200-235 V.

Alternating current frequency: 50~60 Hz.

Power of the fan: 22 Watt.

Consumption current: 0.28A / 0.56A.

Air circulation: 4.4 / 8.8 m³/min.

Measurement limits: -50 °C ... +125 °C.

Measurement accuracy: +/-0.5°C.

Working temperature: 0...+50°C.

Relative air humidity (air temp. +35C): 80%.

Noise level: 35 decibel.

Lifetime: 30.000 hours.

Approvals: UL, CSA, VDE, TUV.

Switch: No.

Thermostat: Yes.

Pack quantity: 1 unit including power cable (1.5 m) with Shuko plug and sensor cable (1.2 m). Version with 4 fans is supplied with a depth fixing bracket.

Description	U	Internal depth	Item no.
2 fans	1	255	UVT2552
4 fans	1	455 - 670 max	UVT4554

24V DC and 115V available on request.

Floor Standing Enclosures

Steel Range

Accessories | 19" mounting

Cable tray, DCT

Description:	Cable tray with punching for cable management in the side of the enclosure. Length 1.9 m.
Material:	1.5 mm zinc plated steel.
Mounting requirements:	DCT cable trays are to be mounted on CLPK or CLPF profiles.
Pack quantity:	1 piece.

H	W	Item no.
1880	200	DCT200



Cable tray, CTN

Description:	Mesh cable tray providing fast and flexible routing of cables in the enclosure. Cables can enter into the tray from all sides. The tray can be cut to required length. Easy and quick fixing with the CTC clamps.
Material:	Steel wire, zinc plated.
Additional information:	CTN cable trays are to be mounted on CLPK or CLPF profiles.
Pack quantity:	1 piece.

H	W	For enclosure	
		D	Item no.
3000	100	54	CTN30105
3000	200	54	CTN30205



Cable tray clamps, CTC

Description:	Kit of fixing clamps for the mesh cable tray CTN. Provides a quick and heavy duty fixing for the cable tray and ensures 100% safety for the cables.
Material:	Zinc plated steel.
Pack quantity:	1 kit with 50 clamps and screws.

Item no.
CTC50



Floor Standing Enclosures

Steel Range

Accessories | Shelves

01

Floor Standing Enclosures

1

Ventilated shelves, SHC

- Description:** Mounted directly onto the enclosure's frame.
- Material:** 2 mm zinc plated steel.
- Maximum load:** 500 N.
- Pack quantity:** 1 shelf with mounting accessories.

For enclosure		Mounting plate dimensions		Item no.
W	D	w	d	
600	600	509	555	SHC0606
600	800	509	755	SHC0608
800	600	709	555	SHC0806
800	800	709	755	SHC0808
800	900	709	855	SHC0809



Telescopic shelf HD, SHTH

- Description:** For easy access to installed equipment. Mounted directly to the enclosure's frame with integrated handle. Reversed mounting possible.
- Material:** 2 mm zinc plated steel.
- Maximum load:** 1000 N.
- Pack quantity:** 1 ventilated shelf and 1 pair of telescopic slides with mounting accessories.

For enclosure		Item no.
W	D	
600	600	SHTH0606
600	800	SHTH0608
800	600	SHTH0806
800	800	SHTH0808



Telescopic ventilated shelf, SHT

- Description:** For easy access to installed equipment. Mounted directly to the enclosure's frame. Partial depth mounting is an option. Possibility to take the shelf out of the slides even after mounting into the enclosure. Reversed and side mounting possible.
- Material:** 2 mm zinc plated steel.
- Maximum load:** 500 N.
- Pack quantity:** 1 ventilated shelf and 1 pair of telescopic slides with mounting accessories.
- Mounting requirements:** Add SHTP profiles for full/partial depth installation to the enclosure's frame.

For enclosure		Shelf dimensions		Item no.
W	D	w	d	
600	600	460	550	SHT0606
600	800	460	750	SHT0608
800	600	660	550	SHT0806
800	800	660	750	SHT0808



Floor Standing Enclosures

Steel Range

Accessories | Shelves

Mounting profiles for SHT, SHTP

- Description:

Profiles for partial and full depth mounting of the telescopic shelf SHT. Makes possible to mount a 600 mm deep SHT in a 800 mm deep enclosure. Fixed directly to the enclosure's frame. Fully adjustable in height in steps of 12.5 mm.
- Material:

1.5 mm zinc plated steel.
- Pack quantity:

2 profiles with mounting accessories.

For enclosure	
D	Item no.
600	SHTP600
800	SHTP800



Seismic bracket kit, SBK

- Material:

Side bars: 4 mm galvanized steel. Brackets: 3 mm galvanized steel.
- Pack quantity:

1 seismic bracket with mounting material.
- Mounting requirements:

Depth mounted CLPK Click in profile and width mounted CB carrier bar at the top and bottom to comply with the seismic tests.

For enclosure			
H	W	D	Item no.
2000	600	400	SBK20064
2000	600	600	SBK20066
2000	800	600	SBK20086
2000	800	800	SBK20088

**Other dimensions are available upon request.*



01

Floor Standing Enclosures

1

Floor Standing Enclosures

Steel Range

Accessories | Fixation

Plinth

Mild steel, combinable enclosures

MCS / MCD

		Required accessories	Page
STAND ALONE ENCLOSURE	Plinth	Front/rear plinths, PF Plinth side panels, PS	166 168
	Ventilated plinth	Ventilated front/rear plinths, PV Plinth side panels, PS	167 168
BAYED ENCLOSURES	Plinth without communication between the plinths, with reinforcement in depth	Front/rear plinths, PF One per enclosure Plinth side panels, PS One per enclosure	166 168
	Plinth with communication between the plinths, without reinforcement in depth	Front/rear plinths, PF One per enclosure Plinth side panels, PS One per group of enclosures	166 168
	Plinth with communication between the plinths, with reinforcement in depth	Front/rear plinths, PF One per enclosure Plinth combining profiles, PCP One per enclosure joining Plinth side panels, PS One per group of enclosures	166 168 168
	Ventilated plinth without communication between the plinths, with reinforcement in depth	Ventilated front/rear plinths, PV One per enclosure Plinth side panels, PS One per enclosure	167 168
	Ventilated plinth with communication between the plinths, without reinforcement in depth	Ventilated front/rear plinths, PV One per enclosure Plinth side panels, PS One per group of enclosures	167 168
	Ventilated plinth with communication between the plinths, with reinforcement in depth	Ventilated front/rear plinths, PV One per enclosure Plinth combining profiles, PCP One per enclosure joining Plinth side panels, PS One per group of enclosures	167 168 168

Mild steel, compact enclosures

Stainless steel, combinable enclosures

Stainless steel, compact enclosures

MKS / MKD**MCSS / MCDS****EKSS / EKDS**

Required accessories	Page	Required accessories	Page	Required accessories	Page
Front/rear plinths, PF Plinth side panels, PS	166 168	Stainless steel front/rear plinths, PFS Stainless steel plinth side panels, PSS	169 170	Stainless steel front/rear plinths, PFS Stainless steel plinth side panels, PSS	169 170
Ventilated front/rear plinths, PV Plinth side panels, PS	167 168	<i>Not available</i>	N/A	<i>Not available</i>	N/A
<i>Not available</i>	N/A	Front/rear plinths, PFS One per enclosure Side plinths, PSS One per enclosure	169 170	<i>Not available</i>	N/A
<i>Not available</i>	N/A	Front/rear plinths, PFS One per enclosure Side plinths, PSS One per group of enclosures	169 170	<i>Not available</i>	N/A
<i>Not available</i>	N/A	<i>Not available</i>	N/A	<i>Not available</i>	N/A
<i>Not available</i>	N/A	<i>Not available</i>	N/A	<i>Not available</i>	N/A
<i>Not available</i>	N/A	<i>Not available</i>	N/A	<i>Not available</i>	N/A
<i>Not available</i>	N/A	<i>Not available</i>	N/A	<i>Not available</i>	N/A
<i>Not available</i>	N/A	<i>Not available</i>	N/A	<i>Not available</i>	N/A

Floor Standing Enclosures

Steel Range

Accessories | Fixation

Leveling feet and wheels

Mild steel, combinable enclosures

MCS / MCD

		Required accessories	Page
LEVELING FEET	Directly fixed in the enclosure	Leveling feet, LF One per enclosure	170
	Fixation in the plinth, for stand alone enclosures	Front/rear plinths, PF or PV Plinth side panels, PS Leveling feet, LF	166 168 170
	Fixation in the plinth, for bayed enclosures without communication between the plinths	Front/rear plinths, PF or PV One per enclosure Plinth side panels, PS One per enclosure Leveling feet, LF One per enclosure	166 168 170
	Fixation in the plinth, for bayed enclosures with communication between the plinths	Front/rear plinths, PF or PV One per enclosure Plinth combining profiles, PCP One per enclosure joining Plinth side panels, PS One per group of enclosures Leveling feet, LF One per enclosure	166 168 168 170
WHEELS	Directly fixed in the enclosure	Casters, LCR One per enclosure	171
	Fixation in the plinth, for stand alone enclosures	Front/rear plinths, PF or PV Plinth side panels, PS Casters, LCR	166 168 171
	Fixation in the plinth, for bayed enclosures without communication between the plinths	Front/rear plinths, PF or PV One per enclosure Plinth side panels, PS , One per enclosure Casters, LCR One per enclosure	166 168 171
	Fixation in the plinth, for bayed enclosures with communication between the plinths	Front/rear plinths, PF or PV One per enclosure Plinth combining profiles, PCP One per enclosure joining Plinth side panels, PS One per group of enclosures Casters, LCR One per enclosure	166 168 168 171

Mild steel, compact enclosures

Stainless steel, combinable enclosures

Stainless steel, compact enclosures

MKS / MKD**MCSS / MCDS****EKSS / EKDS**

Required accessories	Page	Required accessories	Page	Required accessories	Page
Leveling feet, LF One per enclosure	170	Leveling feet, LF One per enclosure	170	Leveling feet, LF One per enclosure	170
Front/rear plinths, PF or PV Plinth side panels, PS Leveling feet, LF	166 168 170	Front/rear plinths, PFS Side plinths, PSS Leveling feet, LF	169 170 170	Front/rear plinths, PFS Side plinths, PSS Leveling feet, LF	169 170 170
Not available	N/A	Front/rear plinths, PFS One per enclosure Side plinths, PSS One per enclosure Leveling feet, LF One per enclosure	169 170 170	Not available	N/A
Not available	N/A	Not available	N/A	Not available	N/A
Casters, LCR One per enclosure	171	Casters, LCR One per enclosure	171	Casters, LCR One per enclosure	171
Front/rear plinths, PF or PV Plinth side panels, PS Casters, LCR	166 168 171	Front/rear plinths, PFS Side plinths, PSS Casters, LCR	169 170 171	Front/rear plinths, PFS Side plinths, PSS Casters, LCR	169 170 171
Not available	N/A	Front/rear plinths, PFS One per enclosure Side plinths, PSS One per enclosure Casters, LCR One per enclosure	169 170 171	Not available	N/A
Not available	N/A	Not available	N/A	Not available	N/A

Floor Standing Enclosures

Steel Range

Accessories | Fixation

Wall brackets

Mild steel, combinable enclosures

MCS / MCD

Required accessories			Page
WALL BRACKETS	Stand alone enclosure	Wall fixing brackets, CCB	171
	Bayed enclosures	Wall fixing brackets, CCB One per enclosure	171

Mild steel, compact enclosures

MKS / MKD**Required accessories****Page**

Wall fixing brackets, CCB	171
<i>Not available</i>	N/A

Stainless steel, combinable enclosures

MCSS / MCDS**Required accessories****Page**

Stainless steel wall fixing brackets, CCBS	171
Stainless steel wall fixing brackets, CCBS One per enclosure	171

Stainless steel, compact enclosures

EKSS / EKDS**Required accessories****Page**

Stainless steel wall fixing brackets, CCBS	171
<i>Not available</i>	N/A

Floor Standing Enclosures

Steel Range

Accessories | Fixation

Front/rear Plinths, PF

- Description:

Front and rear plinth sections. For cabling without any restrictions and in accordance with the VDE 0113 standard. The plinth consists of four corner pieces with removable front covers. The side panels PS are to be ordered separately. Produced in 100 mm and 200 mm heights. 200 mm high plinths are delivered with a rear cover for cabling that consists of two removable panels 100 mm high. The front cover is a one piece panel of 200 mm high. All panels have double returns on each side for added strength.
- Material:

Corner pieces in 2 mm and panels in 1.5 mm mild steel.
- Finish:

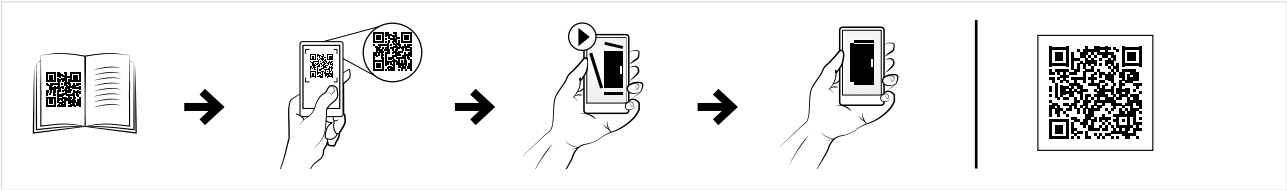
RAL 7022 structured powder coating.
- Pack quantity:

1 set of 4 corner pieces including covers. Front and rear panel (2 rear panels for 200 mm high plinths) with mounting accessories. Mounting accessories for side panels PS or transversal profiles PCP.
- Mounting requirements:

Add the side panels PS for a complete plinth. When combining enclosures it is recommended to add transversal panels PCP for cable duct support and extra rigidity.

For enclosure		
H	W	Item no.
100	400	PF1040
100	500	PF1050
100	600	PF1060
100	800	PF1080
100	1000	PF1100
100	1200	PF1120
200	400	PF2040
200	500	PF2050
200	600	PF2060
200	800	PF2080
200	1000	PF2100
200	1200	PF2120

For enclosures 1600 mm wide use 2 x 800 mm wide plinth.



Ventilated front/rear plinths, PV

Description: Front and rear plinth sections with ventilated panels. Recommended to be used in combination with the ventilated bottom plate CVB. For cabling without any restrictions and in accordance with the VDE 0113 standard. The plinth consists of four corner pieces with removable front covers. All panels have double returns for added strength. Only available in height of 100 mm.

Material: Corner pieces in 2 mm and panels in 1.5 mm mild steel.

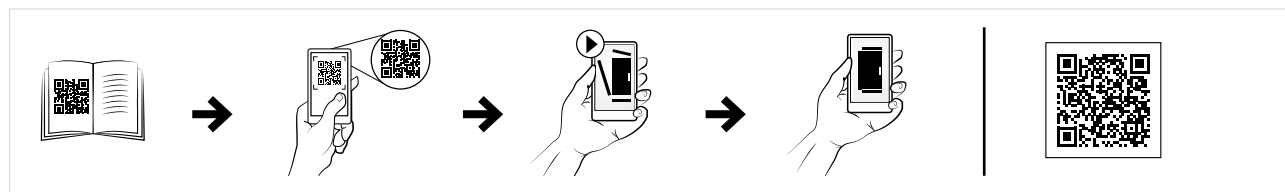
Finish: RAL 7022 structured powder coating.

Pack quantity: 1 set of 4 corner pieces including covers. Front and rear panel with mounting accessories for side panels PS or transversal profiles PCP.

Mounting requirements: Add the side panels PS for a complete plinth. When combining enclosures it is recommended to add transversal panels PCP for cable duct support and extra rigidity. Use ventilated bottom plates CVB to get better enclosure ventilation.



For enclosure	
W	Item no.
400	PV1040
600	PV1060
800	PV1080
1000	PV1100
1200	PV1120



Floor Standing Enclosures

Steel Range

Accessories | Fixation

Side plinths, PS

- Description:

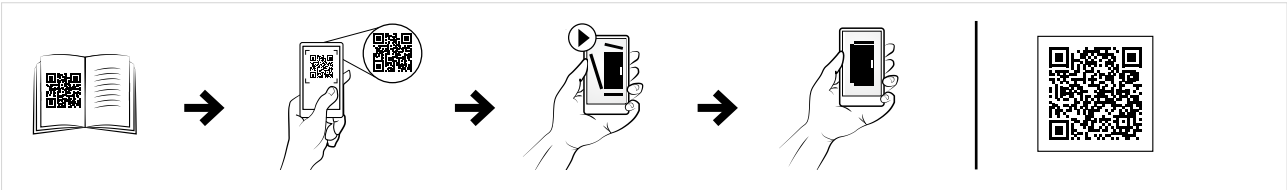
Side panels to cover the openings in the sides of the PF/PV plinths. Double folded panels for maximum strength. Compatible with combinable and semi-compact enclosure ranges.
- Material:

1.5 mm steel plate.
- Finish:

RAL 7022 structured powder coating.
- Pack quantity:

2 panels. Mounting accessories included with PF/PV.

For enclosure		
H	D	Item no.
100	300	PS1030
100	400	PS1040
100	500	PS1050
100	600	PS1060
100	800	PS1080
200	400	PS2040
200	300	PS2030
200	500	PS2050
200	600	PS2060
200	800	PS2080



Plinth combining profiles, PCP

- Description:

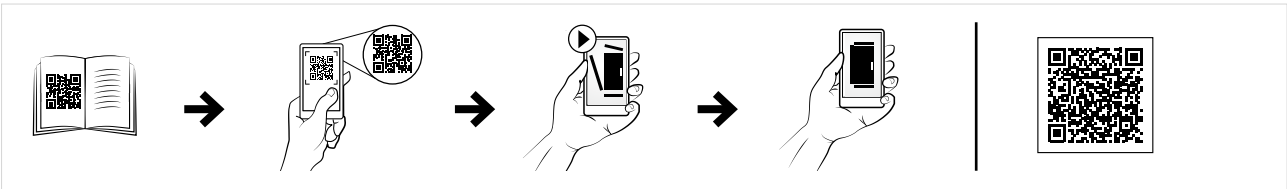

Acts as a stabiliser when cabling is routed between bayed enclosures. With the PCP, plinths can be combined and fixed to the floor before the enclosures are mounted on them. The PCP can be used when cables have to go under the enclosure. For 200 mm high plinths, the PCP can be mounted in three different heights, top, middle or bottom. The hole pattern for cage nuts and M5 x 10 screws, allows accessories to be mounted.
- Material:

2 mm steel plate.
- Finish:

RAL 7022 structured powder coating.
- Pack quantity:

2 profiles with mounting accessories.

For enclosure		
D		Item no.
400		PCP04
500		PCP05
600		PCP06
800		PCP08



Front/Rear plinth, stainless steel, PFS

Description:	Front and rear plinth sections. For cabling without any restrictions and in accordance with the VDE 0113 standard. The plinth consists of four corner pieces with removable front covers. The side panels PSS are to be ordered separately. Produced in 100 mm and 200 mm heights. 200 mm high plinths are delivered with a rear cover for cabling that consists of two removable panels 100 mm high. The front cover is a one piece panel of 200 mm high. All panels have double returns on each panel for added strength.
Material:	AISI 304 / AISI 316L pre-grained stainless steel. Corners 2 mm and panels 1.5 mm.
Finish:	400 pre-grained stainless steel.
Pack quantity:	1x front plinth and 1x rear plinth with mounting accessories.
Mounting requirements:	Add the side panels PSS for a complete plinth.

For enclosure		
H	W	Item no.
100	600	PFS1060
100	600	PFS1060-316
100	800	PFS1080
100	800	PFS1080-316
100	1000	PFS1100
100	1000	PFS1100-316
100	1200	PFS1120
100	1200	PFS1120-316
200	600	PFS2060
200	600	PFS2060-316
200	800	PFS2080
200	800	PFS2080-316
200	1000	PFS2100
200	1000	PFS2100-316
200	1200	PFS2120
200	1200	PFS2120-316


For enclosures 1600 mm wide use 2 x 800 mm wide plinth.



Leveling feet, LF

Description:	Adjustable feet for leveling enclosures placed on uneven ground. Mounted directly to the enclosure's frame. Adjustment stroke: 30 mm.
Maximum load:	3000 N per foot.
Pack quantity:	4 pieces with mounting accessories.

Item no.
LF430



Floor Standing Enclosures


Steel Range

Accessories | Fixation

Side plinths, PSS

Description:	Side panels to cover the openings in the sides of the PFS plinth. Double folded panels for maximum strength. Compatible with combinable and compact stainless steel floor standing ranges.
Material:	AISI 304 / AISI 316L pre-grained stainless steel. Panels: 1.5 mm.
Finish:	400 pre-grained stainless steel.
Pack quantity:	2 panels. Mounting accessories included with PFS.

For enclosure		
H	D	Item no.
100	400	PSS1040
100	400	PSS1040-316
100	500	PSS1050
100	500	PSS1050-316
100	600	PSS1060
100	600	PSS1060-316
100	800	PSS1080-316
100	1000	PSS1100-316
200	400	PSS2040
200	400	PSS2040-316
200	500	PSS2050
200	500	PSS2050-316
200	600	PSS2060
200	600	PSS2060-316
200	800	PSS2080-316
200	1000	PSS2100-316



Levelling adjuster, LFA

Description:	For levelling adjustment on uneven floors at the installation site up to a maximum of 15 mm. Installed through the PF/PFS plinth corner piece.
Material:	Zinc plated.
Maximum load:	2500 N per foot.
Pack quantity:	4 pieces with mounting accessories.

Item no.
LFA104
LFA204



Casters, LCR

- Description:** For easy transportation of an (equipped) enclosure. Can be mounted directly to the enclosure's frame or underneath the plinths (PF/PV) with the provided mounting brackets. Raises the enclosure by 70 mm.
- Maximum load:** 2800 N (Moving) or 5600 N (Static) per kit.
- Pack quantity:** 4 pieces with mounting accessories.

Type	Item no.
4 casters without brakes	LCR470
2 casters with and 2 without brakes	LCR471
4 casters with brakes	LCR472



Wall fixing brackets, CCB

- Description:** To fix the enclosure to the wall by using M12 screws on the top of the enclosure. Prevents the enclosure from tipping over e.g. on board ships. Compatible with combinable and compact mild steel floor standing enclosure ranges.
- Material:** 3 mm zinc plated steel.
- Pack quantity:** 2 pieces.

Item no.
CCB02



Wall fixing brackets stainless steel, CCBS

- Description:** To fix the enclosure to the wall by using M12 screws on the top of the enclosure. Prevents the enclosure from tipping over e.g. on board ships. Compatible with combinable and compact stainless steel floor standing enclosure ranges.
- Material:** 3 mm AISI 304 pre grained stainless steel.
- Pack quantity:** 2 pieces.

Item no.
CCBS02



Floor Standing Enclosures

Steel Range

Accessories | Full height doors

Full height doors

Mild steel, combinable enclosures

MCS / MCD

		Required accessories	Page
PLAIN DOOR	Replacement of standard door, 130° opening	Plain door, DN	176
	Additional door in the rear, 130° opening	Plain door, DN Door mounting kit, DNMK	176 179
GLAZED DOOR	Replacement of standard door, 130° opening	Glazed door, DNG	178
	Additional door in the rear, 130° opening	Glazed door, DNG Door mounting kit, DNMK	178 179
SIDE DOOR	Side door	Side door, DNS	180
RAISED SIDE DOOR	Raised side door for cabling	Raised side door, DNSR	227
	Raised side door for cabling with marshalling plate	Raised side door, DNSR Marshalling plate, MM Cover plate, MMG . Required when some cut-outs are not used	227 228 228
INNER DOOR	Inner door adjustable in depth	Inner door, DI	180

Mild steel, compact enclosures

Stainless steel, combinable enclosures

Stainless steel, compact enclosures

MKS / MKD**MCSS / MCDS****EKSS / EKDS**

Required accessories	Page	Required accessories	Page	Required accessories	Page
Plain door, DN	176	Stainless steel plain door, DNSS	177	Stainless steel plain door, DNSS	177
Plain door, DN Door mounting kit, DNMK	176 179	Stainless steel plain door, DNSS Door mounting kit for stainless steel enclosures, DNMKS	177 179	Stainless steel plain door, DNSS Door mounting kit for stainless steel enclosures, DNMKS	177 179
Glazed door, DNG	178	Stainless steel glazed door, DNGS	178	Stainless steel glazed door, DNGS	178
Glazed door, DNG Door mounting kit, DNMK	178 179	Stainless steel glazed door, DNGS Door mounting kit for stainless steel enclosures, DNMKS	178 179	Stainless steel glazed door, DNGS Door mounting kit for stainless steel enclosures, DNMKS	178 179
Not available	N/A	Not available	N/A	Not available	N/A
Not available	N/A	Not available	N/A	Not available	N/A
Not available	N/A	Not available	N/A	Not available	N/A
Inner door, DI	180	Inner door, DI * Mild steel, painted in RAL 7035	180	Inner door, DI * Mild steel, painted in RAL 7035	180

Floor Standing Enclosures

Steel Range

Accessories | Full height doors

Door accessories

Mild steel, combinable enclosures

MCS / MCD

		Required accessories	Page
180° HINGES	For plain and glazed doors	180° door hinges, DHN	179
	For side doors	180° door hinges, DHN	179
	For inner doors	<i>Not available</i>	N/A
DOORSTOP	For plain and glazed doors	Door stop, DSTP	182
	For side doors	Door stop, DSTP	182
	For raised side doors	<i>Not available</i>	N/A
	For inner doors	<i>Not available</i>	N/A
DOOR WHEELS	For plain and glazed doors	Door wheels, DW	182
	For side doors	Door wheels, DW	182
	For inner doors	<i>Not available</i>	N/A
PLASTIC DOOR SUPPORT DEVICE	For plain and glazed doors	Plastic door support device, DPSL	182
	For side doors	Plastic door support device, DPSL	182
	For inner doors	<i>Not available</i>	N/A
PLASTIC DOCUMENT POCKET	For all doors	Adhesive plastic document pocket, DRA	183
STEEL DOCUMENT POCKET	For all external doors	Steel document pocket to be fixed on the door frame, DRB	183
DRAWING DESK	For all external doors	Drawing desk, DDK	183
		*Two DCP profiles are required for doors wider than the desk	184
DOOR FRAME MOUNTING PROFILES	For all external doors	Door frame mounting profiles, DCP	184

Mild steel, compact enclosures

MKS / MKD

Required accessories	Page
180° door hinges, DHN	179
180° door hinges, DHN	179
Not available	N/A
Door stop, DSTP	182
Not available	N/A
Not available	N/A
Not available	N/A
Door wheels, DW	182
Not available	N/A
Not available	N/A
Plastic door support device, DPSL	182
Not available	N/A
Not available	N/A
Adhesive plastic document pocket, DRA	183
Steel document pocket to be fixed on the door frame, DRB	183
Drawing desk, DDK * Two DCP profiles are required for doors wider than the desk	183 184
Door frame mounting profiles, DCP	184

Stainless steel, combinable enclosures

MCSS / MCDS

Required accessories	Page
180° door hinges, DHN * Made in Zamak	179
Not available	N/A
Not available	N/A
Door stop, DSTP	182
Not available	N/A
Not available	N/A
Not available	N/A
Door wheels, DW	182
Not available	N/A
Not available	N/A
Plastic door support device, DPSL	182
Not available	N/A
Not available	N/A
Adhesive plastic document pocket, DRA	183
Steel document pocket to be fixed on the door frame, DRB Stainless steel version available	183
Drawing desk, DDK * Two DCP profiles are required for doors wider than the desk * Mild steel, painted in RAL 7035	183 184
Door frame mounting profiles, DCP	184

Stainless steel, compact enclosures

EKSS / EKDS

Required accessories	Page
180° door hinges, DHN * Made in Zamak	179
Not available	N/A
Not available	N/A
Door stop, DSTP	182
Not available	N/A
Not available	N/A
Not available	N/A
Door wheels, DW	182
Not available	N/A
Not available	N/A
Plastic door support device, DPSL	182
Not available	N/A
Not available	N/A
Adhesive plastic document pocket, DRA	183
Steel document pocket to be fixed on the door frame, DRB Stainless steel version available	183
Drawing desk, DDK * Two DCP profiles are required for doors wider than the desk * Mild steel, painted in RAL 7035	183 184
Door frame mounting profiles, DCP	184

Floor Standing Enclosures

Steel Range

Accessories | Full height doors

Plain doors, DN

Description:	Standard door equipped with double-bit 3 mm lock system and door frame. Door accessory kit DNMK (hinges, rod catches) to be ordered separately. Allows all the options of the locking program and 180° hinges. Compatible with combinable and compact enclosure ranges.
Material:	2 mm steel plate.
Maximum load:	800 N.
Finish:	RAL 7035 structured powder coating.
Mounting requirements:	Use hinge kit DNMK if no door was fitted previously.
Pack quantity:	1 piece.

Plain door

H	W	Item no.
1100	600	DN1106R5
1200	600	DN1206R5
1200	800	DN1208R5
1400	600	DN1406R5
1400	800	DN1408R5
1600	600	DN1606R5
1600	800	DN1608R5
1600	1000	DN1610R5
1800	500	DN1805R5
1800	600	DN1806R5
1800	800	DN1808R5
1800	1000	DN1810R5
2000	500	DN2005R5
2000	600	DN2006R5
2000	800	DN2008R5
2000	1000	DN2010R5
2200	600	DN2206R5
2200	800	DN2208R5

Left door

H	W	Item no.
1200	600	DN1206LR5
1400	500	DN1405LR5
1400	600	DN1406LR5
1600	600	DN1606LR5
1800	400	DN1804LR5
1800	500	DN1805LR5
1800	600	DN1806LR5
1800	800	DN1808LR5
2000	400	DN2004LR5
2000	500	DN2005LR5
2000	600	DN2006LR5
2000	800	DN2008LR5
2200	500	DN2205LR5
2200	600	DN2206LR5

Right door

H	W	Item no.
1200	600	DN1206RR5
1400	500	DN1405RR5
1400	600	DN1406RR5
1600	600	DN1606RR5
1800	400	DN1804RR5
1800	500	DN1805RR5
1800	600	DN1806RR5
1800	800	DN1808RR5
2000	400	DN2004RR5
2000	500	DN2005RR5
2000	600	DN2006RR5
2000	800	DN2008RR5
2200	500	DN2205RR5
2200	600	DN2206RR5



Stainless steel plain door, DNSS

Description:	Standard door equipped with double-bit 3 mm lock system and door frame. Door accessory kit DNMKs (hinges, rod catches) to be ordered separately. Allows all the options of the locking programme and 180° hinges. Compatible with combinable and compact stainless steel enclosure ranges.
Material:	2 mm AISI 304 stainless steel plate / AISI 316L (on request).
Maximum load:	800 N.
Finish:	400 pre-grained stainless steel.
Pack quantity:	1 piece.
Mounting requirements:	Use hinge kit DNMKs if no door was fitted previously.

Single door

H	W	Item no.
1400	800	DNSS1408
1600	600	DNSS1606
1600	800	DNSS1608
1600	1000	DNSS1610
1800	600	DNSS1806
1800	800	DNSS1808
1800	1000	DNSS1810
2000	600	DNSS2006
2000	800	DNSS2008
2000	1000	DNSS2010

Left door

H	W	Item no.
1200	1200	DNSS1212L
1600	1200	DNSS1612L
1800	1000	DNSS1810L
1800	1200	DNSS1812L
1800	1600	DNSS1816L
2000	1200	DNSS2012L
2000	1600	DNSS2016L

Right door

H	W	Item no.
1200	1200	DNSS1212R
1600	1200	DNSS1612R
1800	1000	DNSS1810R
1800	1200	DNSS1812R
1800	1600	DNSS1816R
2000	1200	DNSS2012R
2000	1600	DNSS2016R



Floor Standing Enclosures

Steel Range

Accessories | Full height doors

Glazed doors, DNG

Description:	Glazed door with fitted clear safety glass to view the inside of the enclosure. Equipped with double-bit 3 mm lock system and door frame. Allows all options of the locking program. Compatible with combinable and compact enclosure ranges.
Material:	Frame: 2 mm steel plate. Viewing area: 4 mm clear safety glass.
Finish:	RAL 7035 structured powder coating.
Protection:	Complies with IP 55 TYPE 12 IK 07.
Pack quantity:	1 piece.
Mounting requirements:	Use hinge kit DNMK01 if no door was fitted previously.

For enclosure		Item no.
H	W	
1100	600	DNG1106R5
1200	600	DNG1206R5
1200	800	DNG1208R5
1400	600	DNG1406R5
1400	800	DNG1408R5
1600	600	DNG1606R5
1600	800	DNG1608R5
1800	600	DNG1806R5
1800	800	DNG1808R5
2000	600	DNG2006R5
2000	800	DNG2008R5
2200	600	DNG2206R5
2200	800	DNG2208R5



Stainless steel glazed doors, DNGS

Description:	Transparent door fitted with clear safety glass to view the inside of the enclosure. Equipped with double-bit 3 mm lock system and door frame. Allows all options of the locking programme.
Material:	Frame: 2 mm AISI 304 stainless steel plate, AISI 316L (on request). Viewing area: 4 mm clear safety glass.
Finish:	400 pre-grained stainless steel.
Protection:	IP 55 TYPE 12, 13 IK 07.
Mounting requirements:	Use hinge kit DNMKS01 if not for replacement of standard door.
Pack quantity:	1 piece.

For enclosure		Viewing area		Item no.
H	W	h	w	
1400	800	1176	615	DNGS1408
1600	600	1376	415	DNGS1606
1600	800	1376	615	DNGS1608
1600	1000	1376	815	DNGS1610
1800	600	1576	415	DNGS1806
1800	800	1576	615	DNGS1808
1800	1000	1576	815	DNGS1810
2000	600	1776	415	DNGS2006
2000	800	1776	615	DNGS2008
2000	1000	1776	815	DNGS2010



Door mounting kits, DNMK

Description: Door mounting kit for mild steel floor standing enclosures. Required when fitting a door. Only needed when there was no door mounted previously.

Pack quantity: 1 complete kit with hinges, rod catches and mounting accessories.

Description	Item no.
for single door enclosures	DNMK01
for double door enclosures	DNMK02



Door mounting kits, stainless steel floorstanding enclosures, DNMKs

Description: Door mounting kit for stainless steel floor standing enclosures. Required when fitting a door. Only needed when there was no door mounted previously.

Pack quantity: 1 complete kit with hinges, rod catches and mounting accessories.

Description	Item no.
for single door enclosures	DNMKS01
for double door enclosures	DNMKS02



Door hinges 180°, DHN

Description: Adjustable door hinges which allows the door to open 180°. Machining is required.

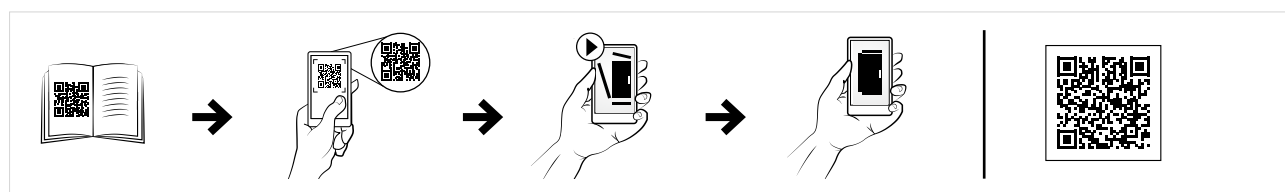
Material: Die-cast alloy.

Finish: Structured black.

Maximum load: 800 N (per kit).

Pack quantity: 4 hinges with mounting accessories.

Item no.
DHN180N



Floor Standing Enclosures

Steel Range

Accessories | Full height doors

Side doors, DNS

Description:	Instead of the side panel SPM. For easy access to the equipment inside the enclosure or when enclosures are mounted rear to rear. Equipped with standard double-bit 3 mm lock which makes all lock options possible. Door frame optional.
Material:	2 mm steel plate.
Finish:	RAL 7035 structured powder coating.
Protection:	Complies with IP 55 TYPE 12 IK 10.
Pack quantity:	1 door including mounting frame.

H	W	Item no.
1800	500	DNS1805R5
1800	600	DNS1806R5
2000	500	DNS2005R5
2000	600	DNS2006R5



Inner doors, DI

Description:	Inner door provides a hinged mounting surface for equipment behind a standard or glazed front door. A mounting space of 80 mm, is available between the doors when the inner door is in the most forward position. Can be adjusted in depth by steps of 25 mm. The mounting plate remains usable behind the inner door. The door is equipped with two double-bit 3 mm locks.
Material:	1.5 mm mild steel.
Finish:	RAL 7035 structured powder coating.
Pack quantity:	1 door with mounting accessories.

For enclosure		
H	W	Item no.
1200	600	DI1206R5
1200	800	DI1208R5
1400	600	DI1406R5
1400	800	DI1408R5
1600	600	DI1606R5
1600	800	DI1608R5
1800	600	DI1806R5
1800	800	DI1808R5
2000	600	DI2006R5
2000	800	DI2008R5
2200	600	DI2206R5
2200	800	DI2208R5

Other sizes available on request.



01

Floor Standing Enclosures

1



Floor Standing Enclosures

Steel Range

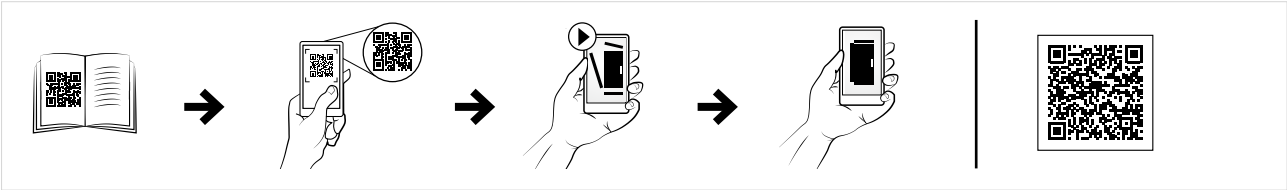

Accessories | Full height doors

Door stop, DSTP

Description: To lock an open door in position. Mounted directly to the door frame and on the enclosure profile. Allows the enclosure door to be opened up to 110°.

Pack quantity: 1 piece with mounting accessories.

Material	Item no.
Zinc plated	DSTP02
Stainless steel 316L	DSTP02-316



Door wheel, DW

Description: For easier closing and positioning of a heavily equipped door (cooling units, etc). Mounted directly to the door frame on the bottom of the door. Highly recommended when fitting loads from 30 kg on the enclosure door.

Pack quantity: 2 pieces with mounting accessories.

Item no.
DW01



Door plastic support, DPSL

Description: Helps to centre the door in case of an uneven floor, as well as allowing easier closing and positioning when a heavy load is mounted (cooling units, etc). Mounted directly to the door frame on the bottom and top of the door. Highly recommended when fitting loads from 30 kg on door.

Pack quantity: 2 plastic supports with mounting accessories.

Item no.
DPSL01



Document pockets, DRB

Description: A large steel document pocket fixed directly onto the door frame. Usable depth: 68 mm.

Finish: RAL 7035 structured powder coating.

Pack quantity: 1 piece with mounting accessories.

Description	Material	Item no.
Universal document pocket 300mm wide	1.5 mm mild steel	DRB0303R5
For 600 mm doors	1.5 mm mild steel	DRB600R5
For 800 mm doors	1.5 mm mild steel	DRB800R5



Document pockets, DRBS

Description: A large steel document pocket fixed directly onto the door frame. Usable depth: 68 mm.

Finish: 400 pre-grained stainless steel.

Pack quantity: 1 piece with mounting accessories.

Description	Material	Item no.
Universal document pocket 300 mm wide	Stainless steel 316L	DRBS03030-316L
For 800 mm doors	Stainless steel 316L	DRBS0800-316L
For 1000 mm doors	Stainless steel 316L	DRBS1000-316L



Document pocket, DRA

Description: Self adhesive, for DIN A4.

Usable depth: 30 mm.

Material: Thermoplastic.

Finish: RAL 7035.

Pack quantity: 1 document pocket with double sided tape.

Item no.
DRA04



Floor Standing Enclosures

Steel Range

Accessories | Full height doors

Drawing desks, DDK

Description:	Mounted directly to the door frame it provides a solid surface for documents, computer or measuring devices. The desk can be easily folded and locked within the door frame space. An automatic safety positioning system locks the desk at angles of 55°, 70° and 90°. The DDK800R5 can also be mounted on a 1000 mm wide door, by the use of the DCP1002 accessory.
Material:	1.35 mm mild steel.
Finish:	RAL 7035 structured powder coating.
Pack quantity:	1 piece with mounting accessories.

W	Item no.
600	DDK600R5
800	DDK800R5



Door frame mounting profiles, DCP

Description:	Horizontal profiles with 25 mm hole pattern. Fits directly onto the door frame. For easy mounting of light equipment by using CNT05 screws, hole pattern of 4.5 mm and 6.5 mm in diameter.
Material:	2 mm zinc plated steel.
Pack quantity:	20 bars with mounting accessories.

W	Item no.
400	DCP402
500	DCP502
600	DCP602
800	DCP802
1000	DCP1002



Cable conduits, CON

Description:	For flexible and safe protection of cables installed between the door or swing frame and the enclosure's interior. Highly flexible and halogen free.
Material:	Polyethylene.
Mounting requirements:	Add CONH for direct mounting to profiles.
Pack quantity:	25 m.

Diameter	Item no.
16	CON16
29	CON29
36	CON36
48	CON48




Universal conduit holders, CONH

Description: Universal holder for cable conduit CON. Can be mounted horizontally or vertically on any 25 mm hole pattern of the door frame, enclosure frame or accessory profile.

Material: Polycarbonate.

Pack quantity: 10 pieces.

Diameter	Item no.
16	CONH16
29	CONH29
36	CONH36
48	CONH48



Door switch, DSW

Description: Door switch to activate any electrical device (lighting, signalling, alarms, etc.). Can be mounted after installing the enclosure thereby keeping the door opening free. Fixed on the inside hole pattern of the enclosure's frame in floor standing enclosures. Cable entry M20.

Switch capacity: 3 A / 240 V.

Approvals: CE, cCSAus, CCC.

Pack quantity: 1 piece with mounting accessories.

Item no.
DSW01



Universal keyboard trays, UKT

Description: Horizontal hinged keyboard tray with lateral sliding mouse pad (L.H. or R.H.). Equipped with panel stay. When the tray is folded out, the enclosure is sealed for dust ingress by a closed chamber.

Material: 1.75 mm steel plate.

Finish: RAL 7035 structured powder coating.

Pack quantity: 1 door with hinges, lock, keyboard mounting support, mouse pad and mounting accessories.

H	W	Item no.
250	600	UKT06R5
250	800	UKT08R5



Floor Standing Enclosures

Steel Range

Accessories | Full height doors

Transparent aluminium windows, ADA

Description:	Viewing window when used in combination with mounting kit ADAMK. The double-bit 3 mm lock can be replaced by any optional insert or handle. It increases the enclosure depth by 10 mm.
Material:	Aluminium and 3 mm acrylic glass.
Finish:	Anodised aluminium.
Protection:	Complies with IP 54.
Pack quantity:	1 viewing window.

For enclosure		Viewing area		N° of locks	Item no.
H	W	h	w		
300	300	226	226	1	ADA03030
400	300	326	226	1	ADA04030
400	400	326	326	1	ADA04040
400	600	326	526	1	ADA04060
500	300	426	226	1	ADA05030
500	400	426	326	1	ADA05040



Transparent aluminium windows, ADAB

Description:	Viewing window when used in combination with mounting kit ADABMK. The 3 mm DIN lock can be replaced by any optional insert or handle. It increases the enclosure depth in 35 mm.
Material:	Aluminium and 3 mm acrylic glass.
Finish:	Anodised aluminium.
Protection:	Complies with IP54.
Pack quantity:	1 viewing window.

For enclosure		Viewing area		N° of locks	Item no.
H	W	h	w		
600	400	522	322	2	ADAB06040
600	600	522	522	2	ADAB06060
600	800	522	722	2	ADAB06080
700	500	622	422	2	ADAB07050
800	600	722	522	2	ADAB08060
1000	800	922	722	2	ADAB10080
1200	600	1122	522	2	ADAB12060
1200	800	1122	722	2	ADAB12080




Mounting kits, ADAMK/ADABMK

Description:	With this kit the glazed doors ADA/ADAB can be used as viewing windows on any enclosure surface, to provide protection for displays and other control components.
---------------------	---

For	Item no.
ADA	ADAMK
ADAB	ADABMK





Floor Standing Enclosures

Steel Range

Accessories | Locking

Locking systems for full height doors

Mild steel, combinable enclosures

MCS / MCD

		Required accessories	Page
STANDARD LOCK COVER	Insert double bit 3 mm	<i>Additional accessories not required</i>	N/A
	Other inserts available in Eldon's portfolio	Inserts for standard lock cover, LI	196
LIFT HANDLE FOR ROUND CYLINDERS, WITHOUT PADLOCKING	Square, triangle or double-bit insert	Lifting handle lock cover, LLH501N	196
		Locking system insert for lift handles, LHC523/LHC524/LHC526/LHC527/LHC528/LHC529	197
	Ronis key C21323	Lifting handle lock cover, LLH501N	196
		Locking system insert for lift handles, LHC522	197
	Daimler Benz	Lifting handle lock cover, LLH501N	196
		Locking system insert for lift handles, LHC530	197
	Push button	Lifting handle lock cover, LLH501N	196
		Locking system insert for lift handles, LHC536	197
	Other key numbers available on request	Lifting handle lock cover, LLH501N	196
		Locking system insert for lift handles, LHCXXX	197
LIFT HANDLE FOR ROUND CYLINDERS, WITH PADLOCKING	Square, triangle or double-bit insert	Lifting handle lock cover, LLH503N	196
		Locking system insert for lift handles, LHC523/LHC524/LHC526/LHC527/LHC528/LHC529	197
	Ronis key C21323	Lifting handle lock cover, LLH503N	196
		Locking system insert for lift handles, LHC522	197
	Daimler Benz	Lifting handle lock cover, LLH503N	196
		Locking system insert for lift handles, LHC530	197
	Push button	Lifting handle lock cover, LLH503N	196
		Locking system insert for lift handles, LHC536	197
	Other key numbers available on request	Lifting handle lock cover, LLH503N	196
		Locking system insert for lift handles, LHCXXX	197
LIFT HANDLE FOR HALF CYLINDERS, WITHOUT PADLOCKING	Ronis key C21323	Lifting handle lock cover, LLH502N	196
		Locking system insert for lift handles, LHC521	197
	Cover plate, MMG. Required when some cut-outs are not used	Lifting handle lock cover, LLH502N	196
		Locking system insert for lift handles, LHC533	197

Mild steel, compact enclosures

MKS / MKD

Required accessories	Page
<i>Additional accessories not required</i>	N/A
Inserts for standard lock cover, LI	196
Lifting handle lock cover, LLH501N Locking system insert for lift handles, LHC523/LHC524/LHC526/LHC527/LHC528/LHC529	197
Lifting handle lock cover, LLH501N Locking system insert for lift handles, LHC522	196 197
Lifting handle lock cover, LLH501N Locking system insert for lift handles, LHC530	196 197
Lifting handle lock cover, LLH501N Locking system insert for lift handles, LHC536	196 197
Lifting handle lock cover, LLH501N Locking system insert for lift handles, LHCXXX	196 197
Lifting handle lock cover, LLH503N Locking system insert for lift handles, LHC523/LHC524/LHC526/LHC527/LHC528/LHC529	196 197
Lifting handle lock cover, LLH503N Locking system insert for lift handles, LHC522	196 197
Lifting handle lock cover, LLH503N Locking system insert for lift handles, LHC530	196 197
Lifting handle lock cover, LLH503N Locking system insert for lift handles, LHC536	196 197
Lifting handle lock cover, LLH503N Locking system insert for lift handles, LHCXXX	196 197
Lifting handle lock cover, LLH502N Locking system insert for lift handles, LHC521	196 197
Lifting handle lock cover, LLH502N Locking system insert for lift handles, LHC533	196 197

Stainless steel, combinable enclosures

MCSS / MCDS

Required accessories	Page
<i>Additional accessories not required</i>	N/A
Inserts for standard lock cover, LI	196
Lifting handle lock cover, LLHS501N Locking system insert for lift handles, LHC523/LHC524/LHC526/LHC527/LHC528/LHC529	197
Lifting handle lock cover, LLHS501N Locking system insert for lift handles, LHC522	197
Lifting handle lock cover, LLHS501N Locking system insert for lift handles, LHC530	197
Lifting handle lock cover, LLHS501N Locking system insert for lift handles, LHC536	197
Lifting handle lock cover, LLHS501N Locking system insert for lift handles, LHCXXX	197
Lifting handle lock cover, LLH503N Locking system insert for lift handles, LHC523/LHC524/LHC526/LHC527/LHC528/LHC529 * RAL 5013	196 197
Lifting handle lock cover, LLH503N Locking system insert for lift handles, LHC522 * RAL 5013	196 197
Lifting handle lock cover, LLH503N Locking system insert for lift handles, LHC530 * RAL 5013	196 197
Lifting handle lock cover, LLH503N Locking system insert for lift handles, LHC536 * RAL 5013	196 197
Lifting handle lock cover, LLH503N Locking system insert for lift handles, LHCXXX * RAL 5013	196 197
Lifting handle lock cover, LLHS502N Locking system insert for lift handles, LHC521	197
Lifting handle lock cover, LLHS502N Locking system insert for lift handles, LHC533	197

Stainless steel, compact enclosures

EKSS / EKDS

Required accessories	Page
<i>Additional accessories not required</i>	N/A
Inserts for standard lock cover, LI	196
Lifting handle lock cover, LLHS501N Locking system insert for lift handles, LHC523/LHC524/LHC526/LHC527/LHC528/LHC529	197
Lifting handle lock cover, LLHS501N Locking system insert for lift handles, LHC522	197
Lifting handle lock cover, LLHS501N Locking system insert for lift handles, LHC530	197
Lifting handle lock cover, LLHS501N Locking system insert for lift handles, LHC536	197
Lifting handle lock cover, LLHS501N Locking system insert for lift handles, LHCXXX	197
Lifting handle lock cover, LLH503N Locking system insert for lift handles, LHC523/LHC524/LHC526/LHC527/LHC528/LHC529 * RAL 5013	196
Lifting handle lock cover, LLH503N Locking system insert for lift handles, LHC522 * RAL 5013	196
Lifting handle lock cover, LLH503N Locking system insert for lift handles, LHC530 * RAL 5013	196
Lifting handle lock cover, LLH503N Locking system insert for lift handles, LHC536 * RAL 5013	196
Lifting handle lock cover, LLH503N Locking system insert for lift handles, LHCXXX * RAL 5013	196
Lifting handle lock cover, LLHS502N Locking system insert for lift handles, LHC521	197
Lifting handle lock cover, LLHS502N Locking system insert for lift handles, LHC533	197

Floor Standing Enclosures

Steel Range

Accessories | Locking

Locking systems for full height doors

Mild steel, combinable enclosures

MCS / MCD

		Required accessories	Page
LIFT HANDLE FOR HALF CYLINDERS, WITHOUT PADLOCKING	Ronis key 2132E	Lifting handle lock cover, LLH502N Locking system insert for lift handles, LHC5212132E	196 197
	Ronis key 3121E	Lifting handle lock cover, LLH502N Locking system insert for lift handles, LHC5213121E	196 197
	Adapter for ASSA Abloy and TrioVing cylinders	Lifting handle lock cover, LLH502N Locking system insert for lift handles, LHC535	196 197
	Adapter for Ronis half cylinders	Lifting handle lock cover, LLH502N Locking system insert for lift handles, LHC534	196 197
	Other key numbers available on request	Lifting handle lock cover, LLH502N Locking system insert for lift handles, LHCXXX	196 197
LIFT HANDLE FOR HALF CYLINDERS, WITH PADLOCKING	Ronis key C21323	Lifting handle lock cover, LLH504N Locking system insert for lift handles, LHC521	196 197
	Cylinder N°E1 (VW), key excluded	Lifting handle lock cover, LLH504N Locking system insert for lift handles, LHC533	196 197
	Ronis key C2132E	Lifting handle lock cover, LLH504N Locking system insert for lift handles, LHC5212132E	196 197
	Ronis key C3121E	Lifting handle lock cover, LLH504N Locking system insert for lift handles, LHC5213121E	196 197
	Adapter for ASSA Abloy and TrioVing cylinders	Lifting handle lock cover, LLH504N Locking system insert for lift handles, LHC535	196 197
	Adapter for Ronis half cylinders	Lifting handle lock cover, LLH504N Locking system insert for lift handles, LHC534	196 197
	Other key numbers available on request	Lifting handle lock cover, LLH504N Locking system insert for lift handles, LHCXXX	196 197
T-HANDLE	Without cylinder	T-handle, LLTH560CEN	198
	Ronis key C21323	T-handle, LLTH560	198
	Ronis key C2132E	T-handle, LLTH5602132EN	198
	Ronis key C3121E	T-handle, LLTH5603121EN	198
	Ronis key C3524E	T-handle, LLTH5603524EN	198

Mild steel, compact enclosures

MKS / MKD

Required accessories	Page
Lifting handle lock cover, LLH502N Locking system insert for lift handles, LHC5212132E	196 197
Lifting handle lock cover, LLH502N Locking system insert for lift handles, LHC5213121E	196 197
Lifting handle lock cover, LLH502N Locking system insert for lift handles, LHC535	196 197
Lifting handle lock cover, LLH502N Locking system insert for lift handles, LHC534	196 197
Lifting handle lock cover, LLH502N Locking system insert for lift handles, LHCXXX	196 197
Lifting handle lock cover, LLH504N Locking system insert for lift handles, LHC521	196 197
Lifting handle lock cover, LLH504N Locking system insert for lift handles, LHC533	196 197
Lifting handle lock cover, LLH504N Locking system insert for lift handles, LHC5212132E	196 197
Lifting handle lock cover, LLH504N Locking system insert for lift handles, LHC5213121E	196 197
Lifting handle lock cover, LLH504N Locking system insert for lift handles, LHC535	196 197
Lifting handle lock cover, LLH504N Locking system insert for lift handles, LHC534	196 197
Lifting handle lock cover, LLH504N Locking system insert for lift handles, LHCXXX	196 197
T-handle, LLTH560CEN	198
T-handle, LLTH560N	198
T-handle, LLTH5602132EN	198
T-handle, LLTH5603121EN	198
T-handle, LLTH5603524EN	198

Stainless steel, combinable enclosures

MCSS / MCDS

Required accessories	Page
Lifting handle lock cover, LLHS502N Locking system insert for lift handles, LHC5212132E	197 197
Lifting handle lock cover, LLHS502N Locking system insert for lift handles, LHC5213121E	197 197
Lifting handle lock cover, LLHS502N Locking system insert for lift handles, LHC535	197 197
Lifting handle lock cover, LLHS502N Locking system insert for lift handles, LHC534	197 197
Lifting handle lock cover, LLHS502N Locking system insert for lift handles, LHCXXX	197 197
Lifting handle lock cover, LLH504N Locking system insert for lift handles, LHC521 * RAL 5013	196 197
Lifting handle lock cover, LLH504N Locking system insert for lift handles, LHC533 * RAL 5013	196 197
Lifting handle lock cover, LLH504N Locking system insert for lift handles, LHC5212132E * RAL 5013	196 197
Lifting handle lock cover, LLH504N Locking system insert for lift handles, LHC5213121E * RAL 5013	196 197
Lifting handle lock cover, LLH504N Locking system insert for lift handles, LHC535 * RAL 5013	196 197
Lifting handle lock cover, LLH504N Locking system insert for lift handles, LHC534 * RAL 5013	196 197
Lifting handle lock cover, LLH504N Locking system insert for lift handles, LHCXXX * RAL 5013	196 197
T-handle, LLTH560CEN * RAL 5013	198
T-handle, LLTH560N * RAL 5013	198
T-handle, LLTH5602132EN * RAL 5013	198
T-handle, LLTH5603121EN * RAL 5013	198
T-handle, LLTH5603524EN * RAL 5013	198

Stainless steel, compact enclosures

EKSS / EKDS

Required accessories	Page
Lifting handle lock cover, LLHS502N Locking system insert for lift handles, LHC5212132E	197 197
Lifting handle lock cover, LLHS502N Locking system insert for lift handles, LHC5213121E	197 197
Lifting handle lock cover, LLHS502N Locking system insert for lift handles, LHC535	197 197
Lifting handle lock cover, LLHS502N Locking system insert for lift handles, LHC534	197 197
Lifting handle lock cover, LLHS502N Locking system insert for lift handles, LHCXXX	197 197
Lifting handle lock cover, LLH504N Locking system insert for lift handles, LHC521 * RAL 5013	196 197
Lifting handle lock cover, LLH504N Locking system insert for lift handles, LHC533 * RAL 5013	196 197
Lifting handle lock cover, LLH504N Locking system insert for lift handles, LHC5212132E * RAL 5013	196 197
Lifting handle lock cover, LLH504N Locking system insert for lift handles, LHC5213121E * RAL 5013	196 197
Lifting handle lock cover, LLH504N Locking system insert for lift handles, LHC535 * RAL 5013	196 197
Lifting handle lock cover, LLH504N Locking system insert for lift handles, LHC534 * RAL 5013	196 197
Lifting handle lock cover, LLH504N Locking system insert for lift handles, LHCXXX * RAL 5013	196 197
T-handle, LLTH560CEN * RAL 5013	198
T-handle, LLTH560N * RAL 5013	198
T-handle, LLTH5602132EN * RAL 5013	198
T-handle, LLTH5603121EN * RAL 5013	198
T-handle, LLTH5603524EN * RAL 5013	198

Floor Standing Enclosures

Steel Range

Accessories | Locking

Locking systems for partial doors

Mild steel, combinable enclosures

MCS / MCD

		Required accessories	Page
STANDARD LOCK COVER	Insert double bit 3 mm	<i>Additional accessories not required</i>	N/A
	Other inserts available in Eldon's portfolio	Inserts for standard lock cover, ALIS	328
KEY LOCK	Chrome plated lock with cylinder, Ronis key M21323	Key lock, ALL508	328
	Polyamide lock with cylinder, key 5333	Key lock, ALL509	328
	Polyamide Eldon lock with cylinder, Ronis key M21323	Key lock, ALL510N	328
HANDLE	Plastic handle	Handle, ALT560	329
	Chrome plated T-handle with cylinder, key M21323	Handle, ALT561	329
	Chrome plated handle with cylinder, key M21323	Handle, ALT562	329
	Plastic handle with cylinder, key 5333	Handle, ALT563	329
PADLOCKING	Padlocking cover to be used with the standard lock cover or key lock	Padlocking, PLC01	329

Mild steel, compact enclosures

Stainless steel, combinable enclosures

Stainless steel, compact enclosures

MKS / MKD**MCSS / MCDS****EKSS / EKDS**

Required accessories	Page	Required accessories	Page	Required accessories	Page
<i>Additional accessories not required</i>	N/A	<i>Not available</i>	N/A	<i>Not available</i>	N/A
Inserts for standard lock cover, ALIS	328	<i>Not available</i>	N/A	<i>Not available</i>	N/A
Key lock, ALL508	328	<i>Not available</i>	N/A	<i>Not available</i>	N/A
Key lock, ALL509	328	<i>Not available</i>	N/A	<i>Not available</i>	N/A
Key lock, ALL510N	328	<i>Not available</i>	N/A	<i>Not available</i>	N/A
Handle, ALT560	329	<i>Not available</i>	N/A	<i>Not available</i>	N/A
Handle, ALT561	329	<i>Not available</i>	N/A	<i>Not available</i>	N/A
Handle, ALT562	329	<i>Not available</i>	N/A	<i>Not available</i>	N/A
Handle, ALT563	329	<i>Not available</i>	N/A	<i>Not available</i>	N/A
Padlocking, PLC01	329	<i>Not available</i>	N/A	<i>Not available</i>	N/A

Floor Standing Enclosures

Steel Range

Accessories | Locking

Keys

Mild steel, combinable enclosures

MCS / MCD			
Required accessories			Page
KEYS	Plastic double-bit 3 mm key	Key, LSK502	198
	Metallic double-bit 3 mm key	Key, LSK503	198
	Metallic double-bit 5 mm key	Key, LSK505	198
	Metallic square 7 mm key	Key, LSK523	198
	Metallic square 8 mm key	Key, LSK524	198
	Metallic triangle 7 mm key	Key, LSK526	198
	Metallic triangle 8 mm key	Key, LSK527	198
	Multi key with double-bit 5 mm, square 8 mm, triangle 8 mm, and hexagonal adaptor	Multi key, LSMK01	198

Mild steel, compact enclosures

MKS / MKD

Required accessories	Page
Key, LSK502	198
Key, LSK503	198
Key, LSK505	198
Key, LSK523	198
Key, LSK524	198
Key, LSK526	198
Key, LSK527	198
Multi key, LSMK01	198

Stainless steel, combinable enclosures

MCSS / MCDS

Required accessories	Page
Key, LSK502	198
Key, LSK503	198
Key, LSK505	198
Key, LSK523	198
Key, LSK524	198
Key, LSK526	198
Key, LSK527	198
Multi key, LSMK01	198

Stainless steel, compact enclosures

EKSS / EKDS

Required accessories	Page
Key, LSK502	198
Key, LSK503	198
Key, LSK505	198
Key, LSK523	198
Key, LSK524	198
Key, LSK526	198
Key, LSK527	198
Multi key, LSMK01	198

Floor Standing Enclosures

Steel Range

Accessories | Locking

Inserts, LI

Description: Inserts to replace the standard double-bit 3 mm insert in the standard lock cover.

Material: Zamak.

Pack quantity: 1 piece.

Description	Item no.
Double-bit 3 mm	LI503
Double-bit 5 mm	LI505
Square 7 mm	LI523
Square 8 mm	LI524
Triangular 7 mm	LI526
Triangular 8 mm	LI527
Daimler Benz	LI530



Lift handle lock covers, LLH

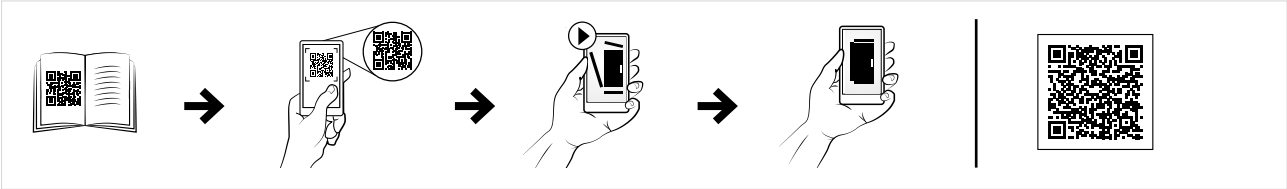
Description: Lift handle for LHC locking inserts/half cylinders.

Material: Zamak.

Pack quantity: 1 lift handle.

Mounting requirements: Add LHC inserts/half cylinders when required.

Description	Finish	Compatible inserts	Item no.
Without padlocking	RAL 9005	LHC522 / LHC523 / LHC524 / LHC526 / LHC527 / LHC528 / LHC529 / LHC530 / LHC536	LLH501N
Without padlocking	RAL 9005	LHC533 / LHC534 / LHC535 / LHC5212132E / LHC5213121E	LLH502N
With padlocking	RAL 9005	LHC522 / LHC523 / LHC524 / LHC526 / LHC527 / LHC528 / LHC529 / LHC530 / LHC536	LLH503N
With padlocking	RAL 9005	LHC533 / LHC534 / LHC535 / LHC5212132E / LHC5213121E	LLH504



Lift handle lock covers, LLHS

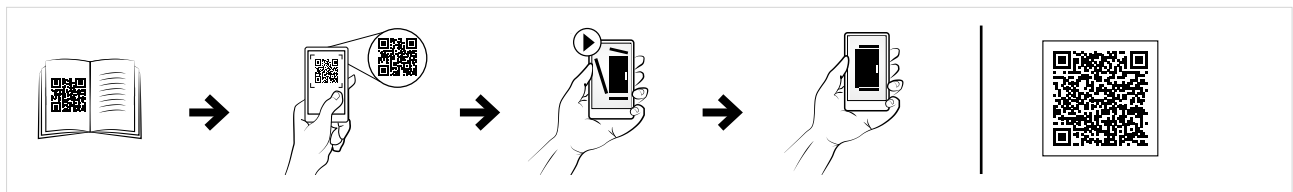
Description: Lift handle for LHC locking inserts/half cylinders.

Material: Zamak.

Pack quantity: 1 lift handle.

Mounting requirements: Add LHC inserts/half cylinders when required.

Description	Finish	Compatible inserts	Item no.
Without padlocking	Chrome	LHC522 / LHC523 / LHC524 / LHC526 / LHC527 / LHC528 / LHC529 / LHC530 / LHC536	LLHS501N
Without padlocking	Chrome	LHC533 / LHC534 / LHC535 / LHC5212132E / LHC5213121E	LLHS502N



Locking system for lift handles, LHC

Description: Profile half cylinder locks. To be used in the lift handles LHC.

Pack quantity: 1 piece.

Description	Compatible handle	Item no.
Profile half cylinder Ronis key C21323	LLH502N/LLHS502N/LLH504N	LHC521
Round cylinder Ronis key C21323	LLH501N/LLHS501N/LLH503N	LHC522
Square 7 mm	LLH501N/LLHS501N/LLH503N	LHC523
Square 8 mm	LLH501N/LLHS501N/LLH503N	LHC524
Triangle 7 mm	LLH501N/LLHS501N/LLH503N	LHC526
Triangle 8 mm	LLH501N/LLHS501N/LLH503N	LHC527
Double-bit 3 mm	LLH501N/LLHS501N/LLH503N	LHC528
Double-bit 5 mm	LLH501N/LLHS501N/LLH503N	LHC529
Daimler Benz	LLH501N/LLHS501N/LLH503N	LHC530
Cylinder N°E1 (VW), key excluded	LLH502N/LLHS502N/LLH504N	LHC533
Adapter for other profile half cylinders (DIN18252)	LLH502N/LLHS502N/LLH504N	LHC534
Adapter for ASSA ABLOY and Trioving cylinders	LLH502N/LLHS502N/LLH504N	LHC535
Push button only	LLH501N/LLHS501N/LLH503N	LHC536
Profile half cylinder Ronis key 2132E	LLH502N/LLHS502N/LLH504N	LHC5212132E
Profile half cylinder Ronis key 3121E	LLH502N/LLHS502N/LLH504N	LHC5213121E



* Other key numbers available on request.

** Key numbers 333, 1333, EK333 and GX130 are equal.

*** Order separate key LSMK for Square 8 mm and Triangle 8 mm.

Floor Standing Enclosures

Steel Range

Accessories | Locking

T-handles, LLTH

Description: T-handle with or without Ronis cylinder lock.

Material: Handle: plastic. Lock: steel.

Pack quantity: 1 piece.

Description	Item no.
Without cylinder	LLTH560CEN
With Ronis cylinder key nr. C21323	LLTH560N
With Ronis cylinder key nr. 2132E	LLTH5602132EN
With Ronis cylinder key nr. 3121E	LLTH5603121EN
With Ronis cylinder key nr. 3524E	LLTH5603524EN



Keys, LSK

Description: Key with nVent HOFFMAN logo. Easy to use design, providing a good grip.

Pack quantity: 1 piece.

Description	Material	Item no.
Double-bit 3 mm	Plastic	LSK502
Double-bit 3 mm	Metalic	LSK503
Double-bit 5 mm	Metalic	LSK505
Square 7 mm	Metalic	LSK523
Square 8 mm	Metalic	LSK524
Triangle 7 mm	Metalic	LSK526
Triangle 8 mm	Metalic	LSK527



Multi key, LSMK

Description: Multi-Key function with nVent HOFFMAN logo and a different key in every end: double-bit 5 mm, square 8 mm, triangle 8 mm and a standard hexagonal adaptor to use with the screw ends.

Material: Steel.

Pack quantity: 1 piece.

Item no.
LSMK01



01

Floor Standing Enclosures

1

Floor Standing Enclosures

Steel Range

Accessories | Interlocking system

Interlocking system

Mild steel, combinable enclosures

MCS / MCD

Required accessories		Page
ASSEMBLY WITH FLANGE MOUNT DISCONNECT	Single enclosure	Flange mount disconnect floor standing enclosure, MCF Main door interlock kit, FMD 36 202
	Bayed enclosure assembly	Flange mount disconnect floor standing enclosure, MCF Additional slave enclosures, MCS Main door interlock kit, FMD System actuator, FMA* *One per master door Interlock bar, FMB** **One per slave door (same width) Slave door interlock kit, FMS*** ***One per slave door 36 12 202 202 203 203
DOOR INTERLOCKING FOR TWO DOORS OR MORE	Bayed enclosure assembly	Main enclosure, MCS/MCD Slave enclosures, MCS/MCD System actuator, FMA* *One per master door Interlock bar, FMB** **One per slave door (same width) Slave door interlock kit, FMS*** ***One per slave door 12 12 202 203 203

Mild steel, compact enclosures

Stainless steel, combinable enclosures

Stainless steel, compact enclosures

MKS / MKD**MCSS / MCDS****EKSS / EKDS**

Required accessories	Page	Required accessories	Page	Required accessories	Page
Not available	N/A	Not available	N/A	Not available	N/A
Not available	N/A	Not available	N/A	Not available	N/A
Not available	N/A	Main enclosure, MCSS/MCDS Slave enclosures, MCSS/MCDS System actuator, FMA* *One per master door Interlock bar, FMB** **One per slave door (same width) Slave door interlock kit, FMS*** ***One per slave door	60 60 202 203 203	Not available	N/A

Floor Standing Enclosures

Steel Range

Accessories | Interlocking system

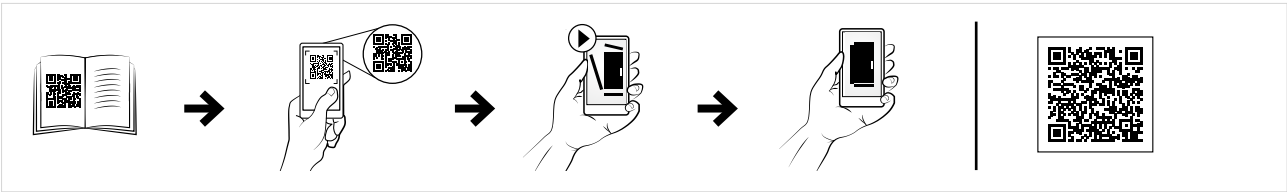
Main door interlock kit, FMD

Description: Locks or releases the main door after the power has been switched. Universal adapter permits all popular manufacturers variable depth actuators without modification.

Material: Zinc plated steel.

Pack quantity: 1 piece with mounting material.

Item no.
FMD01



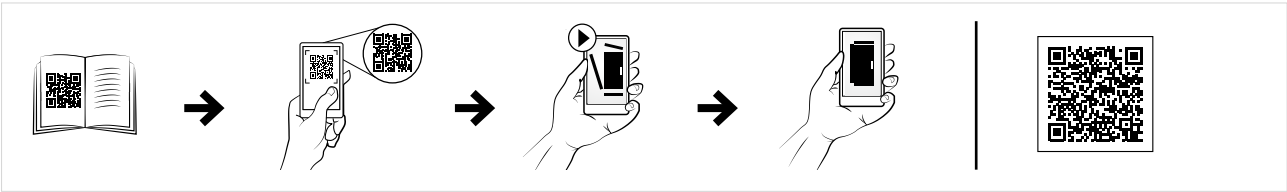
System actuator, FMA

Description: Used with suited multiple enclosure installations. Activates the locking of the slave doors when the master door is closed. One per master door.

Material: Zinc plated steel.

Pack quantity: 1 piece with mounting material.

Item no.
FMA01



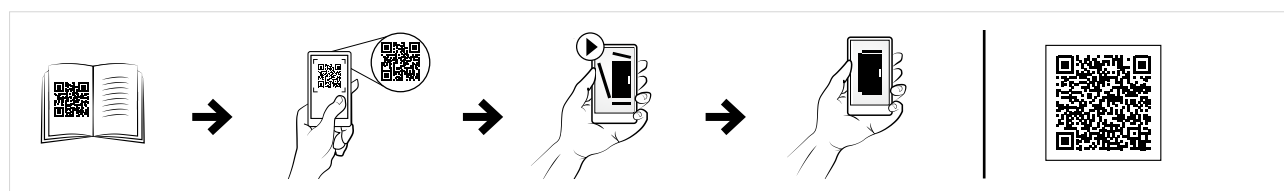
Interlock bars, FMB

Description: For MCF/MCS enclosures. Interlock rods mechanically link all slave doors to the master door. Rod length corresponds to enclosure door width.

Material: Zinc plated steel.

Pack quantity: 5 pieces with mounting material.

W	Item no.
600	FMB600
800	FMB800
1000	FMB1000
1200	FMB1200



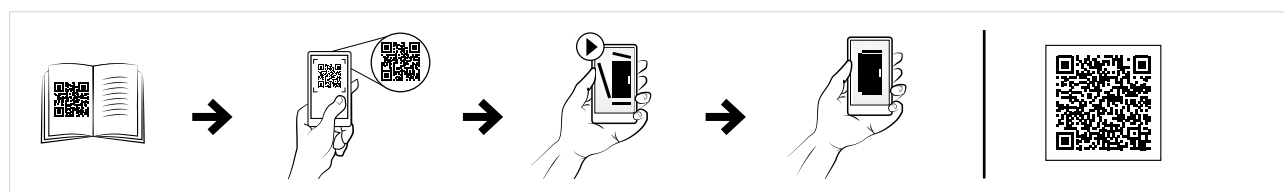

Slave door interlock kit, FMS

Description: Mounted to the slave door of both single and double door enclosures. Slave door is prevented from opening when master door is closed. This safety feature can be activated separately even when the main door interlocking device is not installed. One set per slave door is needed.

Material: Zinc plated steel.

Pack quantity: 1 set with mounting material.

Item no.
FMS01



Floor Standing Enclosures

Steel Range

Accessories | Partial doors

Partial doors

Mild steel, combinable enclosures

MCS / MCD

		Required accessories	Page
VERTICAL DIVISION	Vertical division with front hole pattern	Vertical dividers, CDV	206
	Vertical division with front and rear hole pattern	Vertical dividers, CDV Vertical dividing bars, VB One piece Fixing brackets, VBK	206 115 115
	Vertical division with front, rear, top and bottom hole pattern	Vertical dividers, CDV Vertical dividing bars, VB One piece Depth dividing bars, VBD Fixing brackets, VBK	206 115 115 115 115
	Vertical section with partial doors and panels	Top and bottom panels, DPC Configuration of partial doors, DP Configuration of partial panels, DPP Horizontal dividers, CDH Qty = N° of DP + N° of DPP + 1 * Partial doors, DP , and partial panels, DPP , can be used in different configurations to cover an enclosure. The area that can be covered is the enclosure height, less 200 mm.	207 208 209 206
VERTICAL SECTION WITH PLAIN TOP AND BOTTOM FRONT PANELS	Vertical section with door for cabling	Top and bottom panels, DPC Cable space door, DPA Height of the enclosure, less 200 mm Horizontal dividers, CDH . 2 pcs	207 210 206
	Vertical section with panel for busbars	Vertical front panel, DPB Total height of the enclosure	210
	Vertical section with partial doors and panels	Ventilated top and bottom panels, DPCV Configuration of partial doors, DP Configuration of partial panels, DPP Horizontal dividers, CDH Qty = N° of DP + N° of DPP + 1 * Partial doors, DP , and partial panels, DPP , can be used in different configurations to cover an enclosure. The area that can be covered is the enclosure height, less 200 mm.	207 208 209 206
VERTICAL SECTION WITH VENTILATED TOP AND BOTTOM FRONT PANELS	Vertical section with door for cabling	Ventilated top and bottom panels, DPCV Cable space door, DPA Height of the enclosure, less 200 mm Horizontal dividers, CDH . 2 pcs	207 210 206
	Vertical section with panel for busbars	Vertical front panel, DPB Total height of the enclosure	210
	Vertical section with partial doors and panels	Ventilated top and bottom panels, DPCV Configuration of partial doors, DP Configuration of partial panels, DPP Horizontal dividers, CDH Qty = N° of DP + N° of DPP + 1 * Partial doors, DP , and partial panels, DPP , can be used in different configurations to cover an enclosure. The area that can be covered is the enclosure height, less 200 mm.	207 208 209 206

Mild steel, compact enclosures

MKS / MKD

Required accessories	Page
Vertical dividers, CDV	206
Vertical dividers, CDV Vertical dividing bars, VB One piece Fixing brackets, VBK	206 115 115
Vertical dividers, CDV Vertical dividing bars, VB One piece Depth dividing bars, VBD Fixing brackets, VBK	206 115 115 115 115
Top and bottom panels, DPC Configuration of partial doors, DP Configuration of partial panels, DPP Horizontal dividers, CDHK Qty = N° of DP + N° of DPP + 1 * Partial doors, DP , and partial panels, DPP , can be used in different configurations to cover an enclosure. The area that can be covered is the enclosure height, less 200 mm.	207 208 209 206
Top and bottom panels, DPC Cable space door, DPA Height of the enclosure, less 200 mm Horizontal dividers, CDHK . 2 pcs	207 210 206
Vertical front panel, DPB Total height of the enclosure	210
Ventilated top and bottom panels, DPCV Configuration of partial doors, DP Configuration of partial panels, DPP Horizontal dividers, CDHK Qty = N° of DP + N° of DPP + 1 * Partial doors, DP , and partial panels, DPP , can be used in different configurations to cover an enclosure. The area that can be covered is the enclosure height, less 200 mm.	207 208 209 206
Ventilated top and bottom panels, DPCV Cable space door, DPA Height of the enclosure, less 200 mm Horizontal dividers, CDHK . 2 pcs	207 210 206
Vertical front panel, DPB Total height of the enclosure	210

Stainless steel, combinable enclosures

MCSS / MCDS

Required accessories	Page
Not available	N/A
Not available	N/A
Not available	N/A
Not available	N/A
Not available	N/A
Not available	N/A
Not available	N/A
Not available	N/A

Stainless steel, compact enclosures

EKSS / EKDS

Required accessories	Page
Not available	N/A
Not available	N/A
Not available	N/A
Not available	N/A
Not available	N/A
Not available	N/A
Not available	N/A
Not available	N/A

Floor Standing Enclosures

Steel Range

Accessories | Partial doors

Vertical dividers, CDV

Description:	The profile is identical to the enclosure's frame and provides vertical separation of the enclosure when partial doors or panels are fitted. Can be mounted in 200 mm steps.
Material:	Front profile: 2 mm mild steel. Inner profile: 1.75 mm zinc plated steel.
Finish:	RAL 7035 structured powder coating.
Pack quantity:	1 set of profiles with mounting accessories.


For enclosure	
H	Item no.
1800	CDV1800R5
2000	CDV2000R5
2200	CDV2200R5



Horizontal dividers, CDH

Description:	Used when the enclosure requires horizontal separation for partial doors or panels. Mounted on the outside hole pattern of the combinable mild steel floor standing enclosure range.
Material:	2 mm zinc plated steel.
Mounting requirements:	CDH pieces = number of door DP and/or panels DPP + 1.
Pack quantity:	2 profiles with mounting accessories.

W	Item no.
400	CDH400
600	CDH600
800	CDH800



Horizontal dividers, CDHK

Description:	Used when the enclosure requires horizontal divisions. Can be mounted on the hole pattern of the compact mild steel floor standing enclosure range.
Material:	2 mm zinc plated steel.
Mounting requirements:	CDHK pieces = number of door DP and/or panels DPP + 1.
Pack quantity:	2 profiles with mounting accessories.

W	Item no.
400	CDHK400
600	CDHK600
800	CDHK800



Top and bottom panels, DPC

- Description:** Required to cover the remaining space at the top and bottom. Used in combination with horizontal dividers CDH/CDHK, partial doors DP, partial panels DPP and cable space door DPA.
- Material:** 1.75 mm steel plate.
- Finish:** RAL 7035 structured powder coating.
- Protection:** Complies with IP 44. For IP 21 delivered without gasket.
- Mounting requirements:** DPC covers 200 mm in height of the enclosure. So for a 2000 mm high enclosure when DPC is used, there is 1800 mm space left for partial doors/panels.
- Pack quantity:** Top and bottom panel with mounting accessories.

For enclosure		
H	W	Item no.
100+70	400	DPC0714R5
100+70	600	DPC0716R5
100+70	800	DPC0718R5



Ventilated top and bottom panels, DPCV

- Description:** Required to cover the remaining space at the top and bottom. With ventilation slots for added heat dissipation in switchgear enclosures. Used in combination with horizontal dividers CDH/CDHK, partial doors DP, partial panels DPP and cable space door DPA.
- Material:** 1.75 mm steel plate.
- Finish:** RAL 7035 structured powder coating.
- Protection:** Complies with IP 20.
- Mounting requirements:** DPCV covers 200 mm in height of the enclosure. So for a 2000 mm high enclosure when DPCV is used, there is 1800 mm space left for partial doors/panels.
- Pack quantity:** 2 panels with mounting accessories.

For enclosure			
W	H (top)	H (bottom)	Item no.
400	70	100	DPCV0714R5
600	70	100	DPCV0716R5
800	70	100	DPCV0718R5



Floor Standing Enclosures

Steel Range

Accessories | Partial doors

Partial doors, DP

Description:	To divide the enclosure front into sections when used in conjunction with the horizontal divider CDH/CHDK. Equipped with double-bit 3 mm lock (1 lock up to 400 mm, over 400 mm height 2 locks).
Material:	1.75 mm steel plate.
Finish:	RAL 7035 structured powder coating.
Protection:	Complies with IP 44.
Pack quantity:	1 door with hinges, locks and mounting accessories.
Mounting requirements:	Add CDH for MC frames and use CDHK for MK frames. Use DPC/DPCV for top and bottom panels.


For enclosure		
H	W	Item no.
150	400	DP01504R5
150	600	DP01506R5
150	800	DP01508R5
200	400	DP02004R5
200	600	DP02006R5
200	800	DP02008R5
250	400	DP02504R5
250	600	DP02506R5
250	800	DP02508R5
300	400	DP03004R5
300	600	DP03006R5
300	800	DP03008R5
400	400	DP04004R5
400	600	DP04006R5
400	800	DP04008R5
500	400	DP05004R5
500	600	DP05006R5
500	800	DP05008R5
600	400	DP06004R5
600	600	DP06006R5
600	800	DP06008R5
800	600	DP08006R5
800	800	DP08008R5
1000	600	DP10006R5
1000	800	DP10008R5
1200	600	DP12006R5
1200	800	DP12008R5



Partial panels, DPP

Description:	To divide the enclosure front into sections when used in conjunction with the horizontal divider CDH/CDHK when no door is required.
Material:	1.75 mm steel plate.
Finish:	RAL 7035 structured powder coating.
Protection:	Complies with IP 44.
Pack quantity:	1 panel with mounting accessories.
Mounting requirements:	Add CDH for MC frames and use CDHK for MK frames. Use DPC/DPCV for top and bottom panels.

H	W	Item no.
100	400	DPP01004R5
100	600	DPP01006R5
100	800	DPP01008R5
150	400	DPP01504R5
150	600	DPP01506R5
150	800	DPP01508R5
200	400	DPP02004R5
200	600	DPP02006R5
200	800	DPP02008R5
250	400	DPP02504R5
250	600	DPP02506R5
250	800	DPP02508R5
300	400	DPP03004R5
300	600	DPP03006R5
300	800	DPP03008R5
400	400	DPP04004R5
400	600	DPP04006R5
400	800	DPP04008R5



Floor Standing Enclosures

Steel Range

Accessories | Partial doors

Cable space doors, DPA

Description:	To close a vertical cable section. Used in combination with CDV. In order to close the front, top and bottom panels DPC/DPCV are required.
Material:	2 mm steel plate.
Finish:	RAL 7035 structured powder coating.
Protection:	Complies with IP 44.
Mounting requirements:	Add CDH for MC frames and use CDHK for MK frames.
Pack quantity:	1 door with hinges and equipped with double-bit 3 mm espagnolette locking system.

H	W	Item no.
1600	400	DPA1604R5
1600	600	DPA1606R5
1800	400	DPA1804R5
1800	600	DPA1806R5
2000	400	DPA2004R5
2000	600	DPA2006R5



Vertical front panels, DPB

Description:	In order to cover vertical busbar space. Used in combination with CDV.
Material:	2 mm steel plate.
Finish:	RAL 7035 structured powder coating.
Protection:	Complies with IP 44.
Pack quantity:	1 panel with mounting accessories.

For enclosure		
H	W	Item no.
1800	200	DPB18002R5
2000	200	DPB20002R5
2200	200	DPB22002R5



Partial doors for monitor, DPM

Description:	For monitor size 14"-21". Used in combination with the hinged keyboard tray DPK, allows the installation of a PC in any floor standing enclosures. The remaining space will be filled with top and bottom panels DPC and partial doors DP.
Material:	1.75 mm steel plate, viewing area: 4 mm safety glass.
Finish:	RAL 7035 structured powder coating.
Protection:	Complies with IP 44.
Pack quantity:	1 door with hinges and double-bit 3 mm lock.
Mounting requirements:	To be used in combination with keyboard tray DPK. Recommended in combination with CDH to avoid a gap between the above/below panels.

H	W	N° of locks	Item no.
500	600	2	DPM0506R5
600	600	2	DPM0606R5



Hinged keyboard tray, DPK

Description:	Horizontal hinged keyboard tray with lateral sliding mouse pad (L.H. or R.H.). Equipped with panel stay. When the tray is folded out, the enclosure is sealed for dust ingress by a closed chamber.
Material:	1.75 mm steel plate.
Finish:	RAL 7035 structured powder coating.
Protection:	Complies with IP 44.
Sizes:	Max keyboard height 50 mm, width 470 mm, depth 185 mm.
Pack quantity:	1 door with hinges, lock, keyboard mounting support, mouse pad and mounting accessories.

H	W	Item no.
250	600	DPK06R5



Floor Standing Enclosures

Steel Range

Accessories | Baying & lifting

Enclosure baying

Mild steel, combinable enclosures

MCS / MCD

	Required accessories	Page
SIDE BY SIDE BAYING	Simple internal baying, not to be lifted	Internal baying brackets, CCI Side panels, SPM 215 214
	Simple external baying, not to be lifted *1	External baying brackets, CCE Side panels, SPM 216 214
	Simple external baying with small partial doors configuration, not to be lifted *1	External baying brackets, CCE . 3 pcs Short external baying brackets, CCEH . 3 pcs Side panels, SPM 216 217 214
	Internal baying, for when the assembly is to be lifted *2	Internal baying brackets, CCI Corner baying brackets, CCM Side panels, SPM 215 216 214
	External baying, for when the assembly will be lifted *1 *2	External baying brackets, CCE Corner baying brackets, CCM Side panels, SPM 216 216 214
	*1 The rear panel and the enclosure door must be removed to mount the baying brackets *2 The filler plate, MPF , must be moved forward 75 mm to the front from the most rear position	
BAYING IN DEPTH	Rear to rear	Depth baying kit, CJDN Side panels, SPM One per enclosure 217 214
CORNER BAYING	Two lines of enclosures with the same depth or different depths	The combinable MCS enclosure must be used in the corner of two enclosure lines, with the side having the same dimension as the corresponding side dimension of one line, and the front or rear corresponding to the side dimension of the second line. Corner baying kit, CJDS Side panels, SPM . 1 pc for each line of enclosures with proper depth 218 214
OTHER ACCESSORIES	Separation between two bayed enclosures (no IP test done)	Separation plate, SPD Separation plate brackets, CCJ 218 219
	Separation between two bayed enclosures, IP 43	Separation plate, SPD Separation plate brackets, CCJ Separation plate gasket, SPDG 218 219 220
	Lifting	Lifting eyes, LE . 4 pcs per enclosure assembly Lifting devices, LC . 2 pcs per enclosure joining 220 221

Mild steel, compact enclosures

Stainless steel, combinable enclosures

Stainless steel, compact enclosures

MKS / MKD

MCSS / MCDS

EKSS / EKDS

Required accessories	Page	Required accessories	Page	Required accessories	Page
Not available	N/A	Internal baying brackets, CCI Stainless steel side panels, SPMS	215 215	Not available	N/A
Not available	N/A	Not available	N/A	Not available	N/A
Not available	N/A	Not available	N/A	Not available	N/A
Not available	N/A	Internal baying brackets, CCI Corner baying brackets, CCM Stainless steel side panels, SPMS	215 216 215	Not available	N/A
Not available	N/A	Not available	N/A	Not available	N/A
<p>*1 The rear panel and the enclosure door must be removed to mount the baying brackets</p> <p>*2 The filler plate, MPF, must be moved forward 75 mm to the front from the most rear position</p>					
Depth baying kit, CJDN	217	Not available	N/A	Not available	N/A
Not available	N/A	The combinable MCSS enclosure must be used in the corner of two enclosure lines, with the side having the same dimension as the corresponding side dimension of one line, and the front or rear corresponding to the side dimension of the second line. Corner baying kit, CJDS Stainless steel side panels, SPMS . 1 pc for each line of enclosures with proper depth	218 215	Not available	N/A
Not available	N/A	Separation plate, SPDS Separation plate brackets, CCJ	219 219		
Not available	N/A	Separation plate, SPDS Separation plate brackets, CCJ Separation plate gasket, SPDG	219 219 220	Not available	N/A
Not available	N/A	Lifting eyes, LE . 4 pcs per enclosure assembly Lifting devices, LC . 2 pcs per enclosure joining	220 221	Not available	N/A

Floor Standing Enclosures

Steel Range

Accessories | Baying & lifting

Side panels, SPM

- Description:

Easy one man assembly. Sealed by an extruded, one piece polyurethane gasket and mounted with 8 screws. Can be replaced by the side door DS.
- Material:

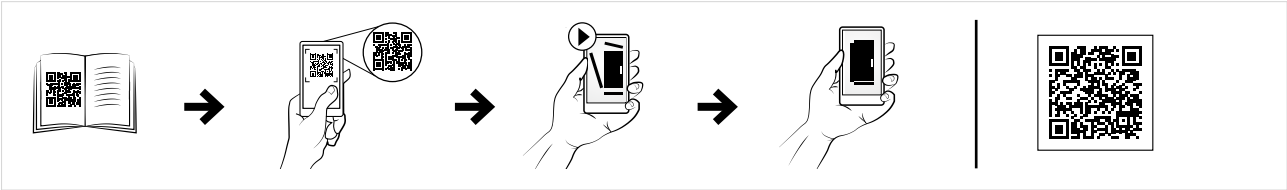

1.5 mm steel plate.
- Finish:

RAL 7035 structured powder coating.
- Protection:

IP 55 | TYPE 12, 13 in combination with MCS. IP66 | TYPE 4, 12, 13 in combination with MCS-HP.
- Pack quantity:

2 panels with mounting accessories.

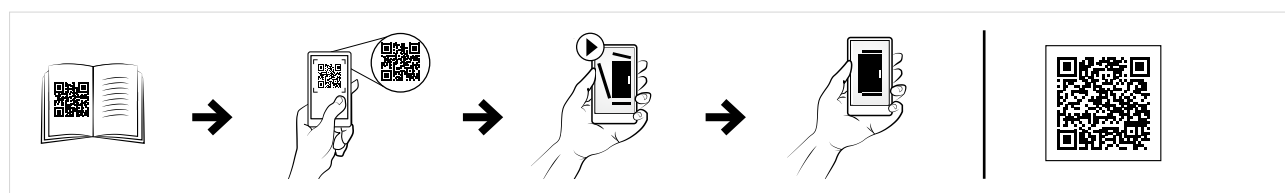
For enclosure		
H	D	Item no.
1100	600	SPM1106R5
1400	600	SPM1406R5
1600	600	SPM1606R5
1800	400	SPM1804R5
1800	500	SPM1805R5
1800	600	SPM1806R5
1800	800	SPM1808R5
2000	400	SPM2004R5
2000	500	SPM2005R5
2000	600	SPM2006R5
2000	800	SPM2008R5
2200	600	SPM2206R5
2200	800	SPM2208R5



Side panels, stainless steel, SPMS

Description:	Easy one man assembly. Sealed by an extruded, one piece polyurethane gasket and mounted with 8 screws.
Material:	1.5 mm AISI 304 / AISI 316L pre-grained stainless steel.
Finish:	400 pre-grained stainless steel.
Protection:	IP 55 TYPE 12, 13 in combination with MCSS. IP66 TYPE 4X, 12, 13 in combination with MCSS-HP.
Pack quantity:	2 panels with mounting accessories.

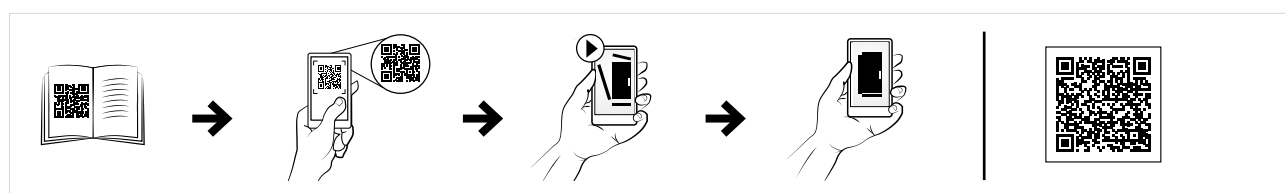
For enclosure		
H	W	Item no.
1800	500	SPMS1805
1800	500	SPMS1805-316
2000	600	SPMS2006
2000	600	SPMS2006-316



Internal baying brackets, CCI

Description:	Quick fixation baying brackets provide a rigid reinforcement of the enclosure assembly. The correct spacing between the enclosures is assured. Tools are not required for installation.
Material:	3 mm zinc plated steel.
Pack quantity:	6 brackets with mounting accessories.

Item no.
CCI06



Floor Standing Enclosures

Steel Range

Accessories | Baying & lifting

Internal corner baying kit, CCM

- Description:** For extra support when bayed enclosures are fully equipped and require lifting. Can be used together with SPD separation plates.
- Material:** 3 mm zinc plated steel.
- Pack quantity:** 4 brackets with mounting accessories.

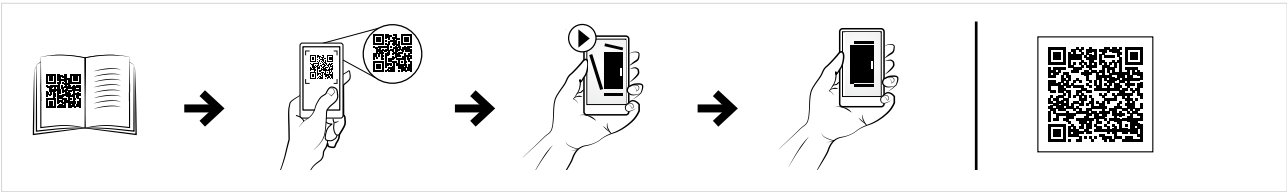
Item no.
CCM04



External baying brackets, CCE

- Description:** Brackets mounted on the outside hole pattern of the frame ensuring a strong and 3 dimensional alignment of the mild steel bayed enclosures with an "auto spacer" function. This method of baying enclosures also has the advantage of creating a direct earthing connection between the enclosure frames.
- Material:** 3 mm zinc plated steel.
- Pack quantity:** 6 brackets with mounting accessories.

Item no.
CCE06



Short external baying brackets, CCEH

Description:

Short brackets mounted on the outside hole pattern of the frame of the bayed enclosures with an "auto spacer" function. Specially designed for small doors/panels configuration. This method of baying mild steel enclosures has also the advantage of creating a direct earthing connection between the enclosure frames.

Material:

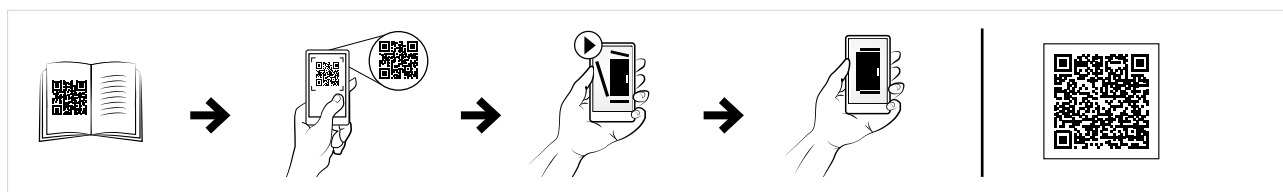
3 mm zinc plated steel.

Pack quantity:

6 brackets with mounthing material.


Item no.

CCEH06



Depth baying kit, CJDN

Description:

For baying enclosures rear to rear.

Material:

Covers: 2 mm mild steel. Brackets: 3 mm zinc plated steel.

Finish:

RAL 7035.

Protection:

IP 55

Pack quantity:

1 kit with mounting accessories.


For enclosure

H	W	Item no.
1800	600	CJDN1806R5
1800	800	CJDN1808R5
1800	1000	CJDN1810R5
2000	600	CJDN2006R5
2000	800	CJDN2008R5
2000	1000	CJDN2010R5
2200	600	CJDN2206R5
2200	800	CJDN2208R5

Floor Standing Enclosures


Steel Range

Accessories | Baying & lifting

Corner baying kit, CJDS

- Description:** The enclosures can be bayed together side to front or side to side. The IP rating is thus maintained.
- Material:** 3 mm zinc plated steel.
- Pack quantity:** 1 set.
- Mounting requirements:** On corner configurations, door hinges must be mounted facing each other on the central area. An extra enclosure is needed in the corner with dimensions corresponding to the depths of the adjacent enclosures.

Item no.
CJDS12



Separation plates for MCS and MCD enclosures, SPD

- Description:** Separates two bayed MCS/MCD enclosures.
- Material:** 1.5 mm zinc plated steel.
- Mounting requirements:** IP 43 | TYPE 1 sealing can be obtained by using SPDG gasket. CCJ brackets are required to mount the SPD into the enclosures. To bay enclosures together, use CCM and CCI brackets. For EMI shielding the SPDEG gasket must be used.
- Pack quantity:** 1 piece.

For enclosure		Item no.
H	D	
1800	400	SPD1804
1800	500	SPD1805
1800	600	SPD1806
2000	400	SPD2004
2000	500	SPD2005
2000	600	SPD2006
2000	800	SPD2008
2200	600	SPD2206
2200	800	SPD2208

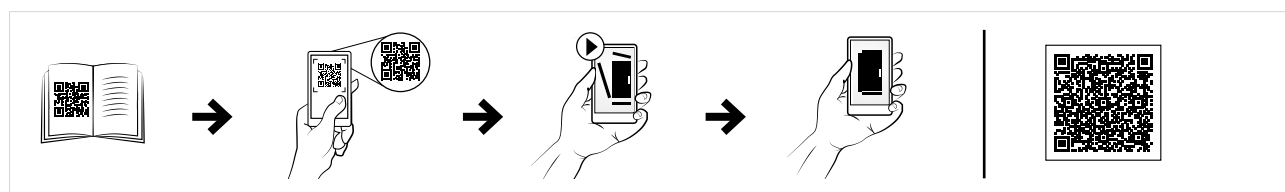


Separation plates for MCSS, MCDS and ECOM enclosures, SPDS

Description:	Separates two bayed MCSS/MCDS/ECOM enclosures.
Material:	1.5 mm zinc plated steel.
Mounting requirements:	IP 43 TYPE 1 sealing can be obtained by using SPDG gasket. CCJ brackets are required to mount the SPDS into the enclosures. To bay enclosures together, use CCM and CCI brackets. For EMI shielding the SPDEG gasket must be used.
Pack quantity:	1 piece.



For enclosure		
H	D	Item no.
1800	500	SPDS1805
2000	600	SPDS2006



Separation plate brackets, CCJ

Description:	Mounted to the enclosure's frame. Can be used on both vertical and the horizontal profiles.
Material:	3 mm zinc plated steel.
Pack quantity:	6 brackets with mounting accessories.

Item no.
CCJ06



Separation plate gasket, SPDG

Description:	To obtain IP 43 TYPE 1 sealing in combination with the separation plate SPD/SPDS.
Material:	Neoprene 5x15/20.
Pack quantity:	6 m.

Item no.
SPDG01



Floor Standing Enclosures


Steel Range

Accessories | Baying & lifting

Baying gasket for IP66, HPPG01

- Description:** To obtain IP66 | Type 4 (4X), 12, 13 sealing in bayed configuration of MCS-HP/MCSS-HP in combination with CCI06 and CCM04.
- Material:** EPDM, 5 mm thickness.
- Pack quantity:** 1 pad compatible with all enclosure dimensions.

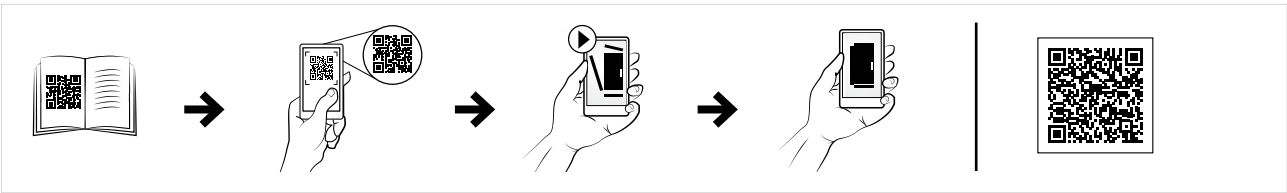
Item no.
HPPG01



Lifting eye bolts, LE

- Description:** Mounts directly to the frame corner pieces of the enclosure for when lifting operations are required. Complies with DIN 580 lifting requirements. M12 thread.
- Maximum load:** 3400N per lifting eye with max angle of 45°. Please follow nVent HOFFMAN lifting instructions.
- Pack quantity:** 4 pieces.

Material	Item no.
Zinc plated	LE9304
Stainless steel 304	LE9304SS
Stainless steel 316L	LE9316SS

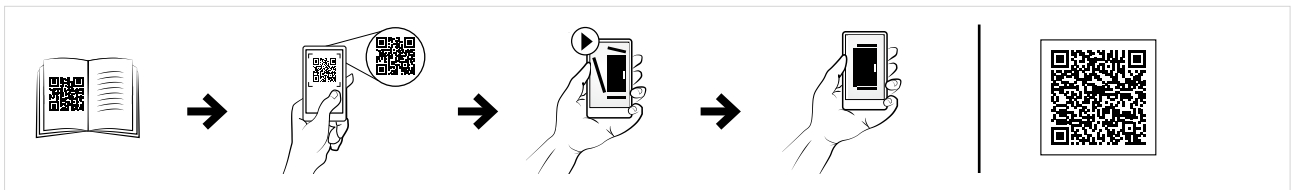



Lifting devices, LC

Description: For optimal weight distribution when lifting bayed enclosures. To be used in combination with baying bracket.

Pack quantity: 2 pieces with mounting accessories.

Material	Item no.
Zinc plated	LC02
Stainless steel 316L	LC02-316



Lifting kit, MCK

Description: For lifting the enclosure together with the top cable frame MCK of 200 mm high. Mounted directly into the enclosure's frame and therefore releasing the MCK from any strain. 300 mm high MCKs must be lifted separately.

Pack quantity: 4 spindles with lifting eyes according to DIN 580 lifting instructions.

Item no.
MCK04



Floor Standing Enclosures

Steel Range

Accessories | Thermal

Ventilation roofs, CVR

Description:	Raised roof with 2.5 mm ventilation slots and filter material.
Material:	1.5 mm steel plate. Filter material: EU 4 according to DIN 24185.
Finish:	RAL 7035 structured powder coating.
Temperature resistance:	100 °C.
Protection:	Complies with IP 31 TYPE 1.
Pack quantity:	1 piece with mounting brackets and ventilation filter.
Note:	Increases the enclosure height by 40 mm.

For enclosure		
W	D	Item no.
500	500	CVR0505R5
600	300	CVR0603R5
600	400	CVR0604R5
600	500	CVR0605R5
600	600	CVR0606R5
600	800	CVR0608R5
800	300	CVR0803R5
800	400	CVR0804R5
800	500	CVR0805R5
800	600	CVR0806R5
800	800	CVR0808R5
800	900	CVR0809R5
1000	300	CVR1003R5
1000	400	CVR1004R5
1000	500	CVR1005R5
1000	600	CVR1006R5
1000	800	CVR1008R5
1200	300	CVR1203R5
1200	400	CVR1204R5
1200	500	CVR1205R5
1200	600	CVR1206R5
1200	800	CVR1208R5
1600	400	CVR1604R5
1600	500	CVR1605R5
1600	600	CVR1606R5



Fan roof plates, CFR

Description:	For mounting a combination of 6 fans DFN or closing plates DFC for unused holes in the top of the enclosure.
Material:	2 mm zinc plated steel.
Mounting requirements:	Add Ventilation roof CVR. Use fan DFN. Unused holes should be closed with DFC.
Pack quantity:	1 piece with mounting accessories.

W	D	N° of cut outs	Item no.
600	600	6	CFR0606
600	800	6	CFR0608
800	600	6	CFR0806
800	800	6	CFR0808



Ventilation fans, DFN

Description:	Two ventilation fan versions: DFN01 for mounting to a surface from below, DFN02 for mounting on top of a surface, with flow always pointing upwards. Extra contact provided for thermostat connection.
Voltage:	220-240 VAC.
Air circulation:	160 m³/h.
Power of the fan:	19 Watt.
Pack quantity:	1 set with finger guards and mounting screws.
Note:	For easy connection use wiring kit DFN61.

Description	Item no.
Inside mounting	DFN01
Top mounting	DFN02

When ventilator holes are not used they can be closed with DFC closing plates.



Wiring kit, DFN61

Description:	Wiring kit for a maximum connection of 6 fans (DFN) and 1 thermostat/hygrostat (ETR/ETF). The thermostat or hygrometer can be connected through the separate terminal mounted on the side.
Pack quantity:	1 set containing: 1 DIN rail 15 cm 1 L-connector block 1 N-connector block 1 PE-connector block 1 Free terminal 1 Power cable with Schuko/UTE plug, 2,5 m 6 Pieces blue connection cables 81 cm 6 Pieces black connection cables 81 cm 6 Pieces green/yellow earthing cables 81 cm 6 Pieces self adhesive cable feet 8 Mounting screws.

Item no.
DFN61



Closing plates, DFC

Description:	Closing plate for an unused fan (DFN) opening.
Material:	1.5 mm zinc plated steel.
Pack quantity:	4 piece with mounting accessories.

Item no.
DFC04



Floor Standing Enclosures

Steel Range

Accessories | Thermal

Spacer kits, CVK

- Description:** Provides ventilation by raising the enclosure's roof panel 15 mm (CVK15), 50 mm (CVK50).
- Material:** Zinc plated steel.
- Pack quantity:** 4 pieces with mounting accessories.

Description	Item no.
Raises the roof 15 mm	CVK15
Raises the roof 50 mm	CVK50



Ventilated bottom plates, CVB

- Description:** Can be used in combination with a ventilated plinth PV. 33% ventilated.
- Material:** 1.5 mm perforated zinc plated steel.
- Pack quantity:** 3 pieces, 4 pieces for D>600mm, with mounting material.
- Mounting requirements:** Use in combination with ventilated plinths PV.

For enclosure		Item no.
W	D	
600	400	CVB0604
600	500	CVB0605
600	600	CVB0606
600	800	CVB0608
800	400	CVB0804
800	500	CVB0805
800	600	CVB0806
800	800	CVB0808
1000	400	CVB1004
1000	500	CVB1005
1000	600	CVB1006
1000	800	CVB1008
1200	600	CVB1206
1200	800	CVB1208



Floor Standing Enclosures

Steel Range

Accessories | Cabling

01


Floor Standing Enclosures

1

Section profiles for cable entry, SCE

- Description:** For sealing the cable entry between gland plates. Forms a tight seal around cables and fills gaps to prevent dust from entering. The foam is pre-fitted in the section profile that can be easily mounted in the bottom plates thanks to its click-in fixing solution. An alternative to the bottom plate gasket kit BG01.
- Material:** Extruded PVC section profile. Gasket: adhesive foam with cross-section of 30 x 25 mm.
- Pack quantity:** 1 set consisting of 2 click-in section profiles with foam rubber.


For enclosure	
W	Item no.
600	SCE600
800	SCE800
1000	SCE1000
1200	SCE1200



Cable entry foam and bottom plate gaskets, BG

- Description:** The bottom of the enclosure is sealed by the use of an adhesive gasket applied on to the frame around the openings at the bottom of the enclosure. The cables are sealed by the addition of adhesive foam placed between the bottom plates. The elasticity and the size of this foam ensures a tight seal around most cables.
- Pack quantity:** 1.6 m adhesive foam (30 x 25 mm) and 6 m adhesive gasket (4.5 x 8 mm). For 1600 mm wide enclosures please order 2 sets.

Item no.
BG01



Inside cable fixing bars, CAB

- Description:** Mounted above the bottom plates. Holds standard cable clamps CAC to secure incoming cables. Fully adjustable in depth. When EMC shielded earthing cables are connected to the support bar the Faraday effect will be kept intact for maximum EMI shielding.
- Material:** 2 mm zinc plated steel.
- Pack quantity:** 2 bars with mounting accessories.
- Mounting requirements:** Add CAC clamps depending on diameter of the cable(s).

For enclosure	
W	Item no.
400	CAB400
600	CAB600
800	CAB800
1000	CAB1000
1200	CAB1200



Floor Standing Enclosures

Steel Range

Accessories | Cabling

Outside cable fixing bars, CABP

Description:	Suspended below the bottom plates, thereby maximizing the full usable space in the enclosure. Holds standard cable clamps CAC to secure incoming cables. Fully adjustable in depth. When EMC shielded earthing cables are connected to the support bar the Faraday effect will be kept intact for maximum EMI shielding.
Material:	2 mm zinc plated steel.
Pack quantity:	2 bars with mounting accessories. For 1200 mm wide, 4 bars with mounting accessories.
Mounting requirements:	Add CAC clamps depending on diameter of cable.

For enclosure	
W	Item no.
400	CABP400
500	CABP500
600	CABP600
800	CABP800
1000	CABP1000
1200	CABP1200



Cable clamps, CAC

Description:	To secure incoming cables onto the fixing bars CAB and CABP. Holds the cable in position and supports the weight.
Material:	Zinc plated steel.
Pack quantity:	25 clamps.
Mounting requirements:	Add CAB/CABP to mount the cable clamps CAC.

Size	Item no.
06-12	CAC0612
10-14	CAC1014
12-16	CAC1216
14-18	CAC1418
18-22	CAC1822
22-26	CAC2226
26-30	CAC2630
30-34	CAC3034
34-38	CAC3438
38-42	CAC3842
42-46	CAC4246
58-64	CAC5864




Split bottom plates stainless steel, CBPS

Description:	Fitted in place of the standard one piece bottom plate, allows direct cable entry. To achieve perfect sealing around the cables use the gasket kit BG01.
Material:	AISI 304 / AISI 316L pre-grained stainless steel.
Bottom plates:	1.5 mm.
Finish:	400 pre-grained stainless steel.
Pack quantity:	1 kit of two part bottom plate.

For enclosure		
W	D	Item no.
600	400	CBPS0640
600	400	CBPS0640-316
600	500	CBPS0650
600	500	CBPS0650-316
600	600	CBPS0660
600	600	CBPS0660-316
800	400	CBPS0840
800	400	CBPS0840-316
800	500	CBPS0850
800	500	CBPS0850-316
800	600	CBPS0860
800	600	CBPS0860-316
1000	400	CBPS1040
1000	400	CBPS1040-316
1000	500	CBPS1050
1000	500	CBPS1050-316
1000	600	CBPS1060
1000	600	CBPS1060-316

For enclosures 1200 mm & 1600 mm wide use 2 x 600 mm & 2 x 800 mm wide bottom plates.



Raised side doors, DNSR

Description:	A 200 mm wide cover with cable entrances in top and bottom. Supplied with one gland plate and gasket. Hole pattern equals enclosure's frame to mount cable fixing bars.
Material:	2 mm.
Finish:	RAL 7035 structured powder coating.
Protection:	Complies with IP 33 TYPE 1 in combination with MM connector plate and gasket SPDG01. Door frame optional.
Mounting requirements:	Add a separation plate SPD or marshalling plate MM to mount connectors and separate the side compartment.
Pack quantity:	1 piece with mounting accessories.

For enclosure		
H	D	Item no.
2000	500	DNSR2005R5
2000	600	DNSR2006R5



Floor Standing Enclosures

Steel Range

Accessories | Cabling

Marshalling plates, MM

Description:	Connector plate between two enclosures, or to be used in combination with a raised side door (DNSR). Hole pattern for 24 pin connectors. With MMG cover plates, it can be adapted to 16 pin connectors.
Material:	2 mm zinc plated steel.
Pack quantity:	1 piece.
Mounting requirements:	Add CCJ12. Add raised side door DNSR for covering and protection of the connection. Add cover plates MMG for unused cut-outs or to adapt to different connector sizes.


For enclosure		
H	D	Item no.
1800	500	MM1805
1800	600	MM1806
2000	500	MM2005
2000	600	MM2006



Cover plates, MMG

Description:	To cover unused connector cut-outs of a marshalling plate MM, or to adapt to 16 pins connectors to allow the mix of both connector types.
Material:	2 mm zinc plated steel.
Pack quantity:	For quantity see table. Including mounting accessories and seal.

Description	Size	Pack quantity	Item no.
Cover plate	16 pin	20	MMG16
Cover plate	24 pin	20	MMG24
Adapter plate	4 x 16 pin	1	MMG0416
Adapter plate	24 - 16 pin	4	MMG2416
Cover plate	4 x 24 pin	1	MMG4024



Front/rear top frames, MCU

Description:	For cable entry and routing or for installation of a power distribution system. Fixed to the top of the enclosure by four M12 screws. Available in 200 mm and 300 mm heights. The enclosure roof plate CCR can be used to close the top. For lifting a 200 mm high MCU together with an enclosure a separate lifting kit MCUK is needed. 300 mm high MCU's must be lifted separately.
Side panels:	MCUP supplied as an accessory.
Material:	Frame in 1.75 mm steel plate, panels in 1.35 mm steel plate.
Finish:	RAL 7035 structured powder coating.
Protection:	Complies with IP 41.
Pack quantity:	1 piece with front and back panels including mounting accessories (without roof plate).

For enclosure			
H	W	D	Item no.
200	400	600	MCU2046R5
200	600	500	MCU2065R5
200	600	600	MCU2066R5
200	800	500	MCU2085R5
200	800	600	MCU2086R5
200	1000	500	MCU2105R5
200	1000	600	MCU2106R5
200	1200	500	MCU2125R5
200	1200	600	MCU2126R5
300	600	600	MCU3066R5
300	800	600	MCU3086R5
300	1000	600	MCU3106R5
300	1200	600	MCU3126R5



Side top frames, MCUP

Description:	For covering the sides of the top cabling frame MCU. Fixed with 4 screws.
Material:	1.35 mm steel plate.
Finish:	RAL 7035 structured powder coating.
Pack quantity:	2 panels with mounting accessories.

For enclosure		
H	D	Item no.
200	500	MCUP205R5
200	600	MCUP206R5
300	600	MCUP306R5
300	800	MCUP308R5



Floor Standing Enclosures

Steel Range

Accessories | Cabling

Front/rear bottom frames, PCU

Description:	For fixing and routing of cables or mounting of busbar. Identical hole pattern to the enclosure's frame makes all relevant accessories (e.g. CLPF, CLPK, etc) possible to mount. Fixed to the base of the enclosure by M12 screws (provided). Standard height 300 mm (200 mm available on request only).
Material:	Frame in 1.75 mm steel plate, panels in 1.35 mm steel plate.
Finish:	RAL 7035 structured powder coating.
Protection:	Complies with IP 41 TYPE 1.
Mounting requirements:	Add side panels PCUP to close the sides.
Pack quantity:	1 piece with front and back cover plates with mounting accessories.

For enclosure			
H	W	D	Item no.
300	400	600	PCU3046R5
300	400	800	PCU3048R5
300	600	600	PCU3066R5
300	600	800	PCU3068R5
300	800	600	PCU3086R5
300	800	800	PCU3088R5
300	1000	600	PCU3106R5
300	1000	800	PCU3108R5
300	1200	600	PCU3126R5
300	1200	800	PCU3128R5



Side panels, PCUP

Description:	For covering the sides of the bottom cabling frame PCU. Fixed with 4 screws.
Material:	1.35 mm steel plate.
Finish:	RAL 7035 structured powder coating.
Pack quantity:	2 panels with mounting accessories.

For enclosure		
H	D	Item no.
300	600	PCUP306R5
300	800	PCUP308R5



Floor Standing Enclosures

Steel Range

Accessories | Earthing

01

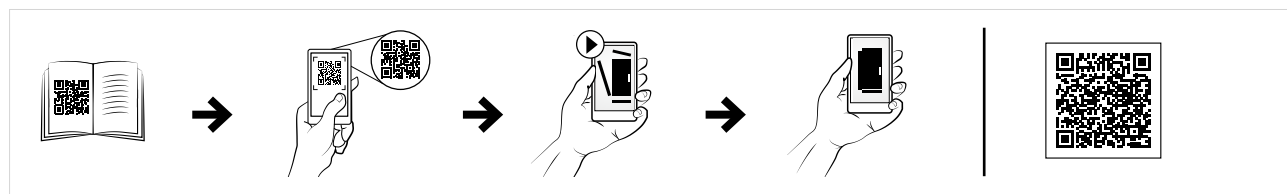
Floor Standing Enclosures

1

Earthing cables, ECFA

- Description:** For earthing between metallic parts.
- Material:** 6 mm² copper wire (yellow-green).
- Pack quantity:** 10 pieces.
- Mounting requirements:** Add connection set ECF for fixing cable to painted frame.

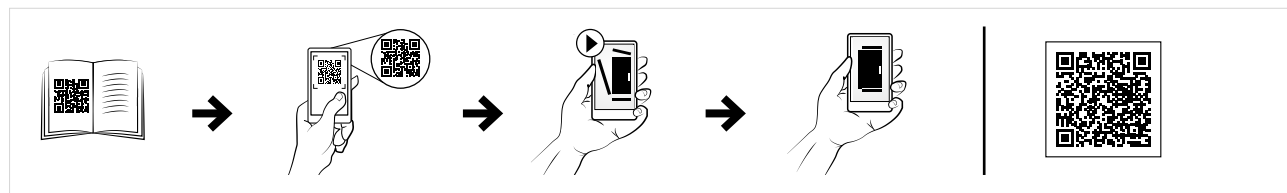
Length	Connection size	Item no.
220 mm	M6 / M8	ECFA220
300 mm	M8 / M8	ECFA300



Earthing straps, ECFE

- Description:** For earthing and potential compensation between panels, parts and the enclosure's frame.
- Length:** 300 mm.
- Material:** Tinned electrolytic copper 0.15 mm wire.
- Working temperature:** Up to 105°C.
- Pack quantity:** 10 pieces.
- Mounting requirements:** Add ECF connection set for fixing strap to painted frame.

Cross sectional area	Holes diam.	Current (A)	Item no.
16 mm ²	8.5	120 A	ECFE1630
25 mm ²	10.5	150 A	ECFE2530



Floor Standing Enclosures

Steel Range

Accessories | Earthing

Earthing connections for frames, ECF

Description: Earthing connections for fixing the earthing straps and cables to the enclosure's frame.

Pack quantity: 10 sets.

Bolt size	Item no.
M6	ECF06
M8	ECF08



Earthing connection for panels, ECP

Description: Earthing connection for fixing the earthing straps and cables to panels, mounting plates or profiles.

Pack quantity: 10 sets.

Bolt size	Item no.
M6	ECP06
M8	ECP08




Central earthing point, ECFP

Description: Provides earthing contact surface on horizontal or vertical frame profiles. For a secure earthing point with multiple connections.

Material: Galvanized steel.

Pack quantity: 3 central earthing points with mounting accessories. M8 earthing kit included for the three holes.

Item no.
ECFP08



Floor Standing Enclosures Steel Range

Accessories | Protection

01

Floor Standing Enclosures

1

Protective fan covers, EFCS

Description: Provides additional protection to the filter fans against the ingress of water in outdoor or wash down environments. Folded and seam welded. (Machining is required).

Material: 1.5 mm stainless steel AISI 304/ AISI 316L.

Finish: 400 pre-grained stainless steel.

Pack quantity: 1 piece with mounting accessories.

For enclosure				
H	W	D	Suitable for fans	Item no.
275	175	100	EF100 / EF200	EFCS20
375	275	100	EF250 / EF300	EFCS25-30
450	350	100	EF500 / EF700	EFCS50-60
275	175	100	EF100 / EF200	EFCS20-316
375	275	100	EF250 / EF300	EFCS25-30-316
450	350	100	EF500 / EF700	EFCS50-60-316



Rain hoods, MSST

Description: To be fitted as extra protection on stainless steel enclosures. The roof is slightly sloped and has a dripstrip.

Material: 1.5 mm stainless steel AISI 304 / AISI 316L.

Finish: 400 pre-grained stainless steel.

For enclosure		
W	D	Item no.
600	400	MSST0640
600	400	MSST0640-316
600	500	MSST0650
600	500	MSST0650-316
600	600	MSST0660
600	600	MSST0660-316
800	400	MSST0840
800	400	MSST0840-316
800	500	MSST0850
800	500	MSST0850-316
800	600	MSST0860
800	600	MSST0860-316
1000	400	MSST1040
1000	400	MSST1040-316
1000	500	MSST1050
1000	500	MSST1050-316
1000	600	MSST1060
1000	600	MSST1060-316
1200	400	MSST1240
1200	400	MSST1240-316
1200	500	MSST1250
1200	500	MSST1250-316
1200	600	MSST1260
1200	600	MSST1260-316
1600	400	MSST1640
1600	400	MSST1640-316



Floor Standing Enclosures

Aluminium Range | Aluminium

Combinable, double wall | ECOM

IP 66 | TYPE 4X, 12, 13 | IK 10



Material:

Aluminium ALMg3. Door: 2 mm. Rear panel: 2 mm. Rain hood: 2 mm. Bottom plate: 2 mm.

Frame:

AISI 304L pre-grained stainless steel. Frame: 1.5 mm. Seam welded reversed open profiles with 25 mm hole pattern according to DIN 43660.

Door:

Double walled with top and bottom ventilation openings, allowing air flow. Mounted with concealed hinges, allowing left or right hand opening.

Rear panel:

Double walled with top and bottom ventilation openings allowing air flow. Fastened from the inside. Standard facilities for rear door mounting.

Rainhood:

Sloped rainhood with integrated rain gutter and ventilation channels around the perimeter.

Side panels:

Supplied as an accessory.

Bottom plates:

One piece bottom plate, with injected polyurethane gasket to ensure maximum sealing.

Lock:

Espagnolette 4-point locking system. Does not interfere with the enclosure inner space. Standard lift handle with security lock.

Earthing:

Internal panels are earthed through their fittings and are equipped with a separate earthing stud.

Finish:

RAL 7035 structured powder coating 100% polyester.

Protection:

Complies with IP 66 | TYPE 4X, 12, 13 | IK 10, when bottom plate is fitted.

Approvals:

Climatic and Chemically active substances resistance according to EN61969-3 "Mechanical structures for electronic equipment. Outdoor enclosures".

Delivery:

Frame with fitted door and lifthandle, rear panel and rain hood. Delivery also includes earthing bolts. Delivered on a pallet which is identical to the width of the enclosure to allow baying without removal. All packing material is recyclable. Mounting plate and side panels are not included in the standard delivery.



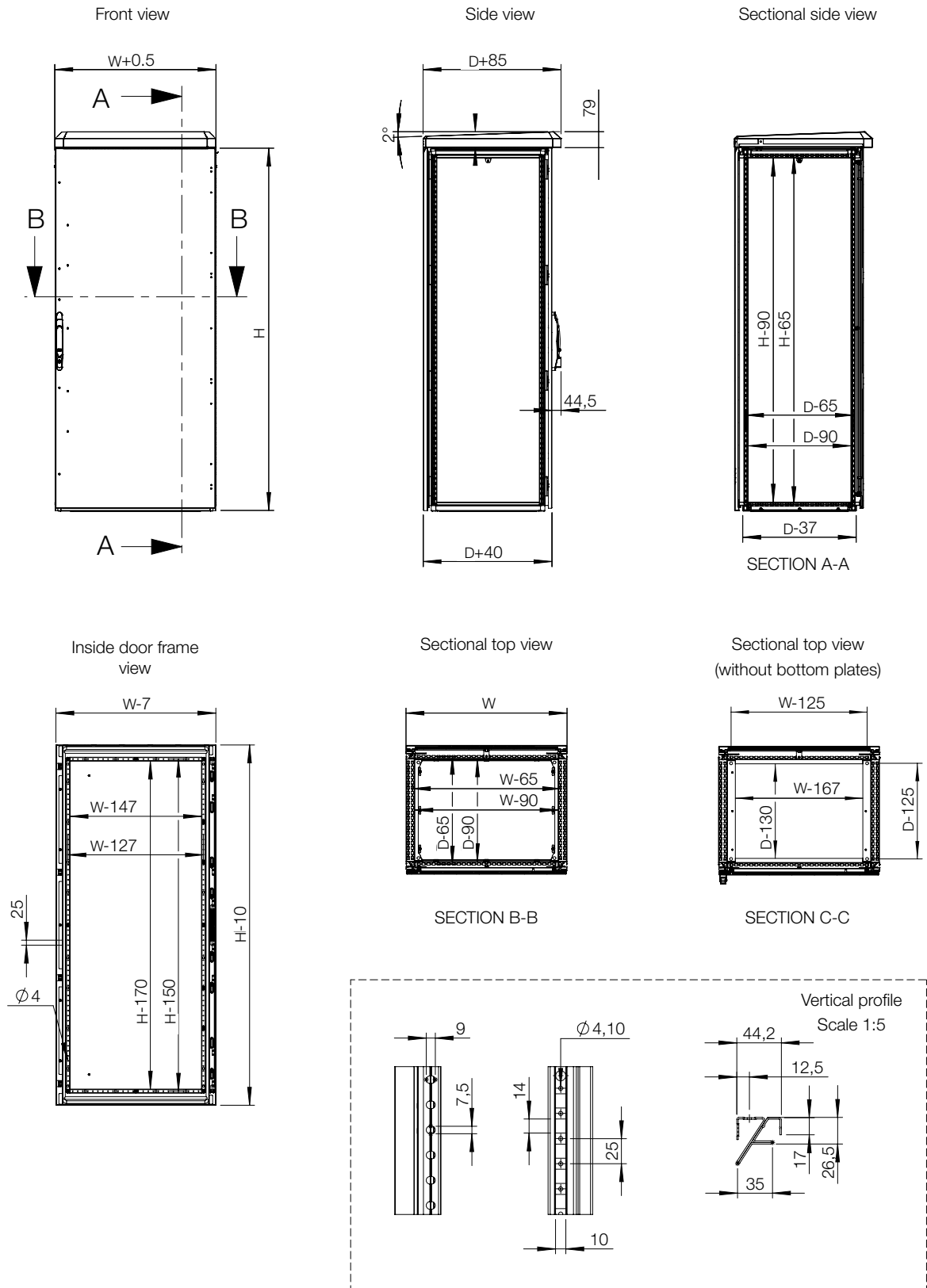
Dimensional table | ECOM

IP 66 | TYPE 4X, 12, 13 | IK 10

Without mounting plate

Enclosure dimensions			Item no.
H	W	D	
1600	600	600	ECOM16066
1600	800	600	ECOM16086
1800	600	600	ECOM18066
1800	800	600	ECOM18086
2000	600	600	ECOM20066
2000	800	600	ECOM20086






Floor Standing Enclosures

Aluminium Range | Aluminium

Compact, double wall | EKOM

IP 66 | TYPE 4X, 12, 13 | IK 10



**Material:**

Aluminium AlMg3. Frame: 2 mm. Door: 2 mm. Rear panel: 2 mm. Rain hood: 2 mm. Double wall: 2 mm.

Body:

One piece enclosure body. Integrated depth profiles with hole pattern, allowing mounting plate to be adjusted in depth. The frame in multiple door versions, is divided into individual modules by means of vertical dividers.

Door:

Double walled with top and bottom ventilation openings, allowing air flow. Mounted with concealed hinges, allowing left or right hand opening. Multiple door version has individual lockable doors.

Rear panel:

Fastened from the inside. Standard facilities for rear door mounting.

Double wall:

Rear and lateral double walls with top and bottom ventilation openings allowing air flow.

Rainhood:

Sloped rainhood with integrated rain gutter and ventilation channels in the perimeter.

Lock:

Espagnolette multiple point locking system. Standard swing handle with security lock.

Bottom plates:

Supplied as accessory.

Earthing:

All panels are earthed through their fittings and are equipped with a separate earthing stud.

Finish:

RAL 7035 structure powder coating 100% polyester.

Protection:

Complies with IP 66 | TYPE 4X, 12, 13 | IK 10, when a bottom plate is fitted.

Approvals:

Climatic and Chemically active substances resistance according to EN61969-3 "Mechanical structures for electronic equipment. Outdoor enclosures".

Delivery:

Frame with fitted door with swinghandle, rear panel, rain hood and double walls. Delivery also includes earthing bolts. Delivered on a pallet which is identical to the width of the enclosure to allow baying without removal. All packing material is recyclable. Mounting plate and bottom plates are not included in the standard delivery.



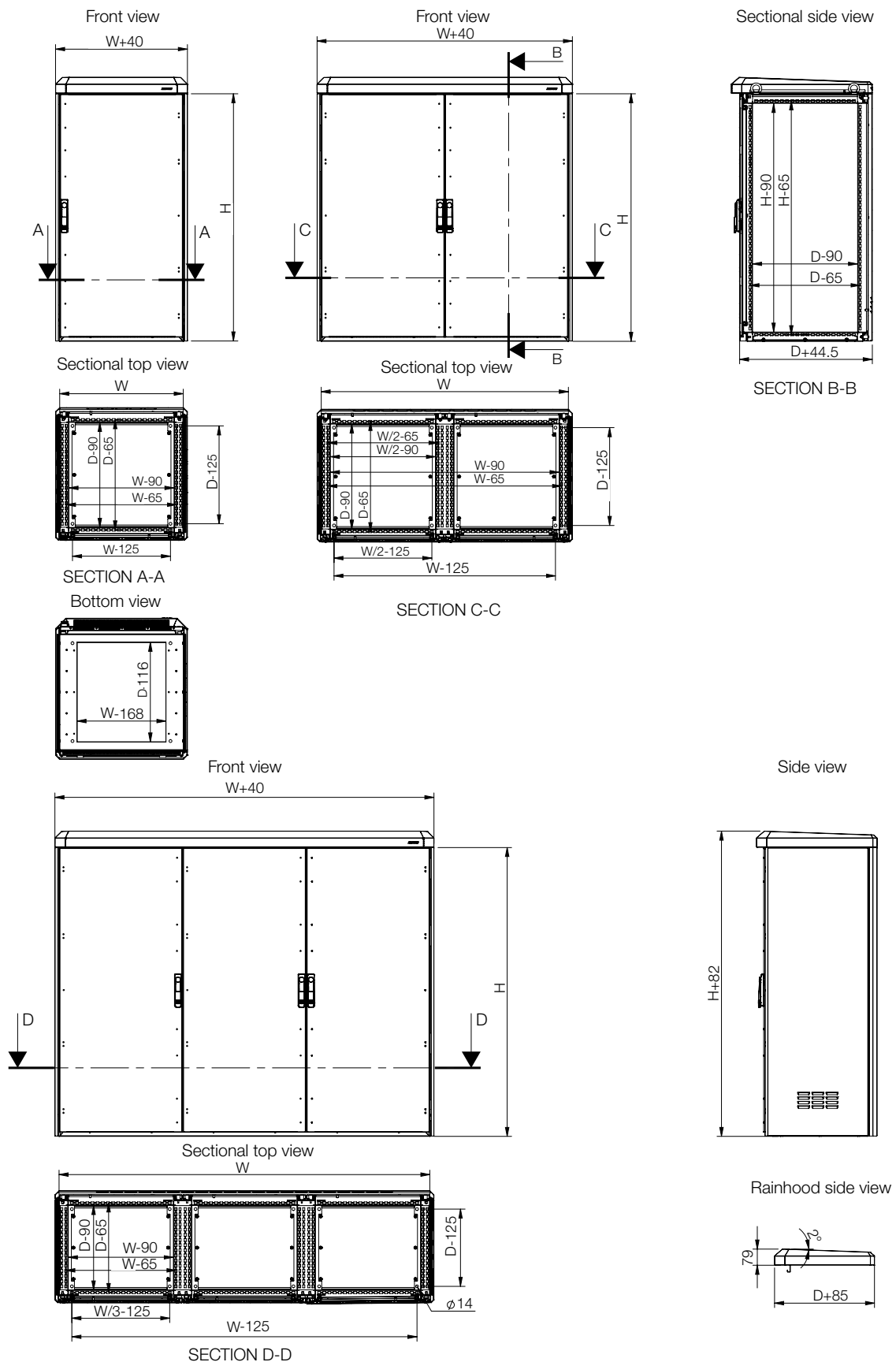
Dimensional table | EKOM

IP 66 | TYPE 4X, 12, 13 | IK 10

Without mounting plate / bottom plate

Enclosure dimensions			N° of doors	Item no.
H	W	D		
1200	600	600	1	EKOM12066
1200	800	600	1	EKOM12086
1200	1200	600	2	EKOM12126
1400	600	600	1	EKOM14066
1400	800	600	1	EKOM14086
1400	1800	500	3	EKOM14185





Floor Standing Enclosures

Aluminium Range | Aluminium

Compact, single wall | EKOM-SW

IP 66 | TYPE 4X, 12, 13 | IK 10



Material:

Aluminium AlMg3. Frame: 2 mm. Door: 2 mm. Rear panel: 2 mm. Rain hood: 2 mm.

Body:

One piece enclosure body. Integrated depth profiles with hole pattern, allowing mounting plate adjustable in depth. The frame in multiple door versions, is divided into individual modules by means of vertical dividers.

Door:

Double walled with top and bottom ventilation openings, allowing air flow. Mounted with concealed hinges, allowing left or right hand opening. Multiple door version has individual lockable doors.

Rear panel:

Fastened from the inside. Standard facilities for rear door mounting.

Rainhood:

Sloped rainhood with integrated rain gutter and ventilation channels in the perimeter.

Lock:

Espagnolette multiple point locking system. Standard swing handle with security lock.

Bottom plates:

Supplied as accessory.

Earthing:

All panels are earthed through their fittings and are equipped with a separate earthing stud.

Finish:

RAL 7035 structure powder coating 100% polyester.

Protection:

Complies with IP 66 | TYPE 4X, 12, 13 | IK 10, when a bottom plate is fitted.

Approvals:

Climatic and Chemically active substances resistance according to EN61969-3 "Mechanical structures for electronic equipment. Outdoor enclosures".

Delivery:

Frame with fitted door with swinghandle, rear panel, rain hood. Delivery also includes earthing bolts. Delivered on a pallet which is identical to the width of the enclosure to allow baying without removal. All packing material is recyclable. Mounting plate and bottom plates are not included in the standard delivery.



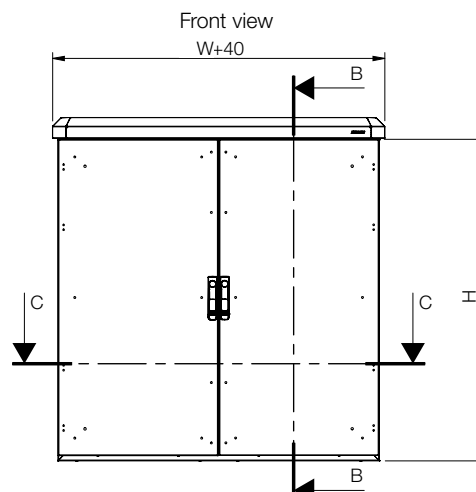
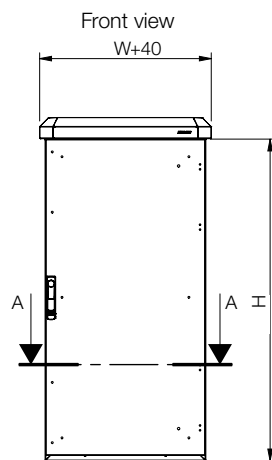
Dimensional table | EKOM-SW

IP 66 | TYPE 4X, 12, 13 | IK 10

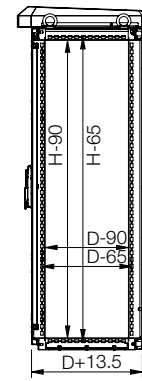
Without mounting plate / bottom plate

Enclosure dimensions			N° of doors	Item no.
H	W	D		
1200	600	400	1	EKOM12064-SW
1200	600	600	1	EKOM12066-SW
1200	800	400	1	EKOM12084-SW
1200	800	600	1	EKOM12086-SW
1200	1200	400	2	EKOM12124-SW
1400	1800	400	3	EKOM14184-SW



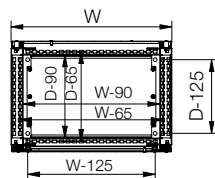


Sectional side view



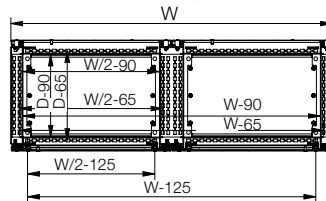
SECTION B-B

Sectional top view



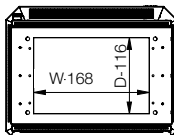
SECTION A-A

Sectional top view

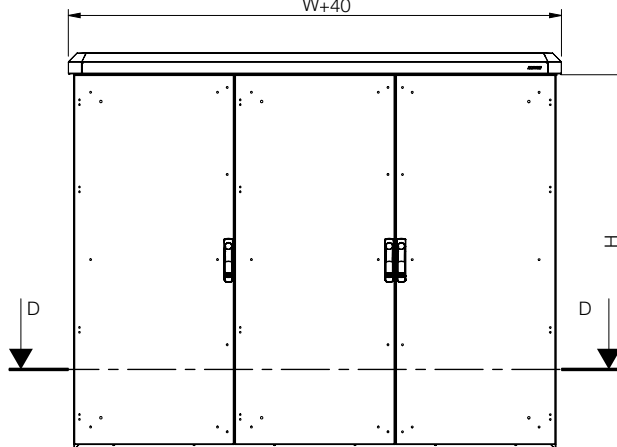


SECTION C-C

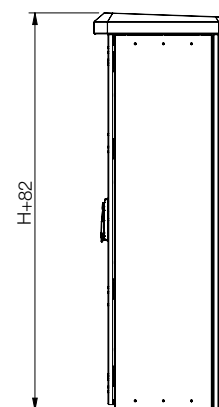
Bottom view



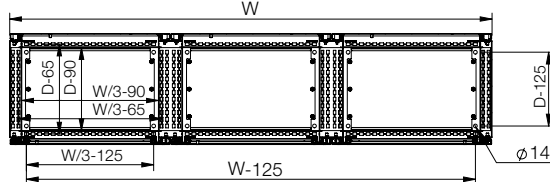
Front view
W+40



Side view

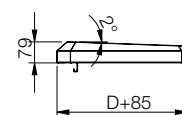


Sectional top view
W















SECTION D-D

Rainhood side view



Accessories selection matrix | ECOM

										
Enclosure				Mounting						
	H	W	D	Mounting plate	Aluminium mounting plate	Mounting profile, in H	Mounting profile, in W	Mounting profile, in D	Outer mounting profile, in W	Outer mounting profile, in D
ECOM16066	1600	600	600	MP1606	MPAL1606	CLPF1600	CLPF600	CLPF600	CLPO600	CLPO600
ECOM16086	1600	800	600	MP1608	MPAL1608	CLPF1600	CLPF800	CLPF600	CLPO800	CLPO600
ECOM18066	1800	600	600	MP1806	MPAL1806	CLPF1800	CLPF600	CLPF600	CLPO600	CLPO600
ECOM18086	1800	800	600	MP1808	MPAL1808	CLPF1800	CLPF800	CLPF600	CLPO800	CLPO600
ECOM20066	2000	600	600	MP2006	MPAL2006	CLPF2000	CLPF600	CLPF600	CLPO600	CLPO600
ECOM20086	2000	800	600	MP2008	MPAL2008	CLPF2000	CLPF800	CLPF600	CLPO800	CLPO600

									
Enclosure				Mounting					
	H	W	D	Click in profile, in W	Click in profile, in D	Mounting profiles (19") *	Brackets for fixing 19" mounting profiles	Carrier bars, in D	Carrier bars, in W
ECOM16066	1600	600	600	CLPK600	CLPK600	CIP33	CIB600	CB600	CB600
ECOM16086	1600	800	600	CLPK800	CLPK600	CIP33	CIB800	CB600	CB800
ECOM18066	1800	600	600	CLPK600	CLPK600	CIP38	CIB600	CB600	CB600
ECOM18086	1800	800	600	CLPK800	CLPK600	CIP38	CIB800	CB600	CB800
ECOM20066	2000	600	600	CLPK600	CLPK600	CIP42	CIB600	CB600	CB600
ECOM20086	2000	800	600	CLPK800	CLPK600	CIP42	CIB800	CB600	CB800
* CIB, CID or CIWR are required.									










							
Enclosure				Fixing	Cable	Baying	
	H	W	D	Plinth (100 mm height)	Aluminium bottom plates	Double wall aluminium side panels	Segregation plate *
ECOM16066	1600	600	600	PFAL1066	CBPA066	SPMA1606	-
ECOM16086	1600	800	600	PFAL1086	CBPA086	SPMA1608	-
ECOM18066	1800	600	600	PFAL1066	CBPA066	SPMA1806	-
ECOM18086	1800	800	600	PFAL1086	CBPA086	SPMA1808	-
ECOM20066	2000	600	600	PFAL1066	CBPA066	SPMA2006	SPDS2006
ECOM20086	2000	800	600	PFAL1086	CBPA086	SPMA2008	SPDS2006
* CCJ is required.							

Accessories selection matrix | EKOM

01

Floor Standing Enclosures










1

												
Enclosure				Mounting								
	H	W	D	Mounting plate	Aluminium mounting plate	Mounting profile, in H	Mounting profile, in W	Mounting profile, in D	Click in profile, in W	Click in profile, in D	Outer mounting profile, in W	Outer mounting profile, in D
EKOM12066	1200	600	600	MP1206	MPAL1206	CLPF1200	CLPF600	CLPF600	CLPK600	CLPK600	CLPO600	CLPO600
EKOM12086	1200	800	600	MP1208	MPAL1208	CLPF1200	CLPF600	CLPF600	CLPK800	CLPK600	CLPO600	CLPO600
EKOM12126	1200	1200	600	2x MP1206	2x MPAL1206	CLPF1200	2x CLPF600	2x CLPF600	2x CLPK600	2x CLPK600	2x CLPO600	2x CLPO600
EKOM14066	1400	600	600	MP1406	MPAL1406	CLPF1400	CLPF600	CLPF600	CLPK600	CLPK600	CLPO600	CLPO600
EKOM14086	1400	800	600	MP1408	MPAL1408	CLPF1400	CLPF800	CLPF600	CLPK800	CLPK600	CLPO800	CLPO600
EKOM14185	1400	1800	500	3x MP1406	3x MPAL1406	CLPF1400	3x CLPF600	CLPF500	3x CLPK600	CLPK500	3x CLPO600	CLPO500

									
Enclosure				Mounting				Fixing	Cable
	H	W	D	Mounting profiles (19") *	Brackets for fixing 19" mounting profiles	Carrier bars, in D	Carrier bars, in W	Plinth (100 mm height)	Aluminium bottom plates
EKOM12066	1200	600	600	CIP24	CIB600	CB600	CB600	PFAL1066	CBPA066
EKOM12086	1200	800	600	CIP24	CIB800	CB600	CB800	PFAL1086	CBPA086
EKOM12126	1200	1200	600	CIP24	2x CIB600	2x CB600	2x CB600	PFAL1126	2x CBPA066
EKOM14066	1400	600	600	CIP29	CIB600	CB600	CB600	PFAL1066	CBPA066
EKOM14086	1400	800	600	CIP29	CIB800	CB600	CB800	PFAL1086	CBPA086
EKOM14185	1400	1800	500	CIP29	3x CIB600	CB500	3x CB600	PFAL1185	3x CBPA065

* CIB, CID or CIWR are required.

Accessories selection matrix | EKOM-SW

												
Enclosure				Mounting								
	H	W	D	Mounting plate	Aluminium mounting plate	Mounting profile, in H	Mounting profile, in W	Mounting profile, in D	Click in profile, in W	Click in profile, in D	Outer mounting profile, in W	Outer mounting profile, in D
EKOM12064-SW	1200	600	400	MP1206	MPAL1206	CLPF1200	CLPF600	CLPF400	CLPK600	CLPK400	CLPO600	CLPO400
EKOM12066-SW	1200	600	600	MP1206	MPAL1206	CLPF1200	CLPF600	CLPF600	CLPK600	CLPK600	CLPO600	CLPO600
EKOM12084-SW	1200	800	400	MP1208	MPAL1208	CLPF1200	CLPF800	CLPF400	CLPK800	CLPK400	CLPO800	CLPO400
EKOM12086-SW	1200	800	600	MP1208	MPAL1208	CLPF1200	CLPF800	CLPF600	CLPK800	CLPK600	CLPO800	CLPO600
EKOM12124-SW	1200	1200	400	2x MP1206	2x MPAL1206	CLPF1200	2x CLPF600	CLPF400	2x CLPK600	CLPK400	2x CLPO600	CLPO400
EKOM14184-SW	1400	1800	400	3x MP1406	3x MPAL1406	CLPF1400	3x CLPF600	CLPF400	3x CLPK600	CLPK400	3x CLPO600	CLPO400

									
Enclosure				Mounting				Fixing	Cable
	H	W	D	Mounting profiles (19") *	Brackets for fixing 19" mounting profiles	Carrier bars, in D	Carrier bars, in W	Plinth (100 mm height)	Aluminium bottom plates
EKOM12064-SW	1200	600	400	CIP24	CIB600	CB400	CB600	PFAL1064	CBPA064
EKOM12066-SW	1200	600	600	CIP24	CIB600	CB600	CB600	PFAL1066	CBPA066
EKOM12084-SW	1200	800	400	CIP24	CIB800	CB400	CB800	PFAL1084	CBPA084
EKOM12086-SW	1200	800	600	CIP24	CIB800	CB600	CB800	PFAL1086	CBPA086
EKOM12124-SW	1200	1200	400	CIP24	2x CIB600	CB400	2x CB600	PFAL1124	2x CBPA064
EKOM14184-SW	1400	1800	400	CIP29	3x CIB600	CB400	3x CB600	PFAL1184	3x CBPA064
* CIB, CID or CIWR are required.									

Floor Standing Enclosures

Aluminium Range

Accessories

01

Floor Standing Enclosures

1

Mounting plates aluminium, MPAL

Description: Aluminium mounting plate. Fixing bracket kit MPA06 to be ordered separately. For heavy loads in vibrating environments use mounting plate reinforcement profile MPR and MPE or MPEF brackets.

Material: 3 mm Aluminium Al Mg3.

Pack quantity: 1 piece.

For enclosure		Mounting plate dimensions		Item no.
H	W	h	w	
1200	600	1094	494	MPAL1206
1200	800	1094	694	MPAL1208
1400	600	1294	494	MPAL1406
1400	800	1294	694	MPAL1408
1600	600	1494	494	MPAL1606
1600	800	1494	694	MPAL1608
1800	600	1694	494	MPAL1806
1800	800	1694	694	MPAL1808
2000	600	1894	494	MPAL2006
2000	800	1894	694	MPAL2008



Side panels aluminium, SPMA

Description: Easy one man assembly. Sealed by an extruded, one piece polyurethane gasket and mounted with screws.


Material: Aluminium AlMg3.

Finish: RAL 7035 structured powder coating 100% polyester.

Protection: IP 66 | TYPE 4X, 12, 13.

Pack quantity: 2 double wall side panels with mounting accessories.

For enclosure		Item no.
H	D	
1600	600	SPMA1606
1800	600	SPMA1806
2000	600	SPMA2006



Floor Standing Enclosures

Aluminium Range

Accessories

Aluminium plinth, PFAL

- Description:

Aluminium plinth allows cabling without any restrictions. The plinth consists of two lateral profiles with removable front and rear plates.
- Material:

Aluminium AlMg3. Profiles: 3 mm and panels 2 mm.
- Finish:

RAL 7035 polyester powder coated.
- Pack quantity:

1 plinth with mounting material.

Enclosure dimensions			
H	W	D	Item no.
100	600	400	PFAL1064
100	600	600	PFAL1066
100	800	400	PFAL1084
100	800	600	PFAL1086
100	1200	400	PFAL1124
100	1200	600	PFAL1126
100	1800	400	PFAL1184
100	1800	500	PFAL1185

Note: Plinth 1800 mm wide made of two pieces.



Ground mounted plinth, PGM

- Description:

Ground mounted plinth 1000 mm height. Excavation depth: 700-950 mm.
- Material:

2 mm galvanized steel.
- Finish:

RAL 7035 polyester powder coated.
- Pack quantity:

1 kit of ground mounted plinth.

For enclosure			
H	W	D	Item no.
1000	600	400	PGM10064
1000	600	600	PGM10066
1000	800	400	PGM10084
1000	800	600	PGM10086
1000	1200	400	PGM10124
1000	1200	600	PGM10126
1000	1800	400	PGM10184



Floor Standing Enclosures

Aluminium Range

Accessories

01

Floor Standing Enclosures

Aluminium bottom plates, CBPA

- Description:** One piece bottom plate.
- Material:** 2 mm Aluminium AlMg3.
- Finish:** RAL 7035 polyester powder coated.
- Pack quantity:** 1 kit of bottom plate.

For enclosure		
W	D	Item no.
600	400	CBPA064
600	500	CBPA065
600	600	CBPA066
800	400	CBPA084
800	600	CBPA086

Note: For enclosures 1200 mm & 1800 mm wide use 2 x 600 mm or 3 x 600 mm wide bottom plates.



Floor Standing Enclosures

EMC Range | Galvanized Steel

Single door | MCSE

IP 54 | TYPE 12 | IK 10



**Material:**

Frame: 1.5 mm / 1.75 mm zinc plated steel. Door: 2 mm zinc plated steel. Rear, roof and side panels: 1.5 mm zinc plated steel. Mounting plate: 3 mm galvanized steel. Bottom plates: 1 mm galvanized steel.

Frame:

Seam welded reversed open profiles with 25 mm hole pattern, according to DIN 43660. Including integrated external hole pattern.

Door:

With 4 hinges allowing left or right hand opening. Including door frame with 25 mm hole pattern. Sealing is attained by a conductive polyurethane EMC gasket.

Rear panel:

Fitted by M6 torx screws. Standard facilities for rear door mounting.

Side panels:

Supplied as an accessory.

Roof panel:

Removable.

Lock:

Espagnolette 4-point locking system. Does not interfere with the enclosure inner space. Standard double-bit lock with 3 mm pin. Standard inserts, cylinders, lift handles and T-handles are available as accessories.

Mounting plate:

Double folded and slides into position. Adjustable in depth by steps of 25 mm, with the MPD02 accessory. In the enclosure delivery, mounting plate is supplied, attached on the outside of the enclosure packaging.

Bottom plates:

Consists of three pieces. For 800 mm deep 4 pieces.

Earthing:

All panels are earthed through their fittings and are equipped with a separate earthing stud.

Finish:

RAL 7035 structure powder coating on the outside only.

Protection:

IP 54 | TYPE 12 | IK 10.

Delivery:

Frame with fitted door, rear panel, roof panel, bottom plates, mounting plate and door frame. Delivery also includes earthing bolts and EMI conductive combination gasket. Delivered on a pallet which is identical to the width of the enclosure to allow baying without removal. All packing material is recyclable.

Note:

Also available in stainless steel (MCSSE).



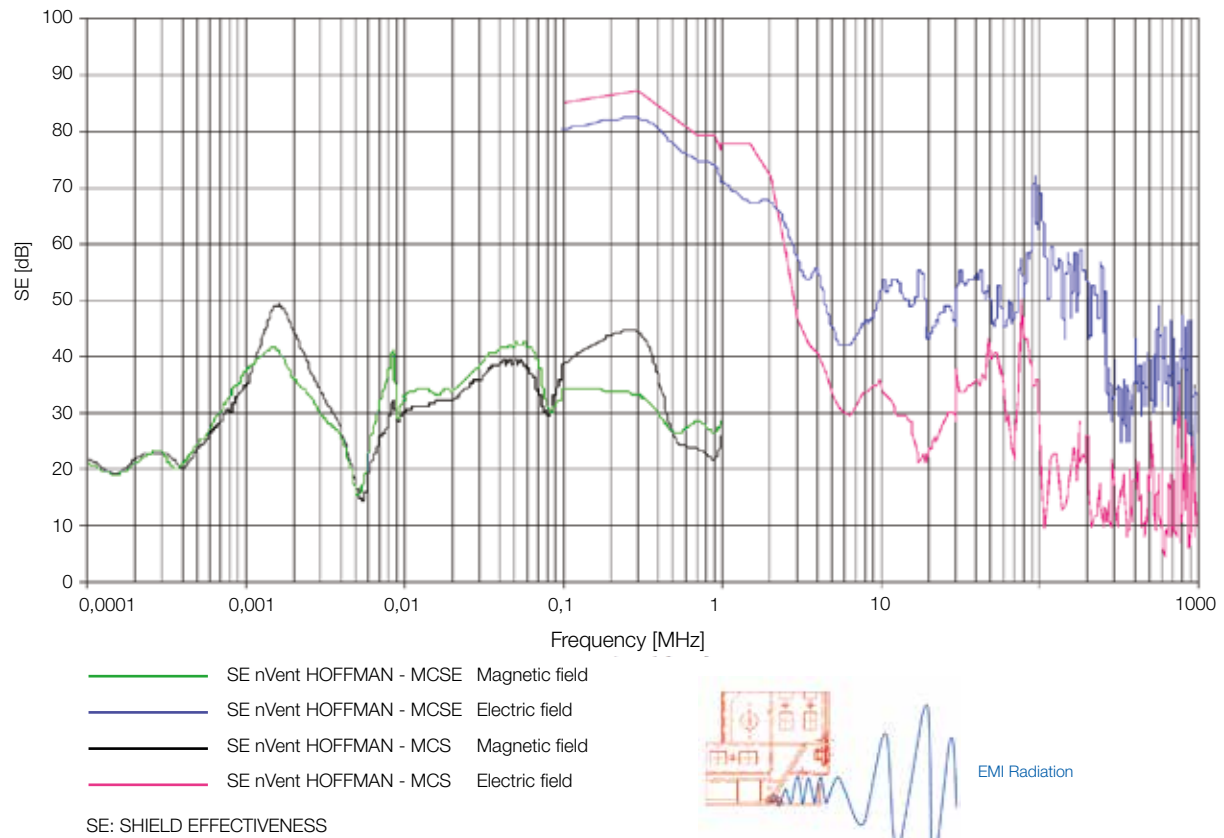
Dimensional table | MCSE

IP 54 | TYPE 12 | IK 10

Enclosure dimensions			Mounting plate dimensions		Usable depth	Item no.
H	W	D	h	w	d	
2000	800	600	1894	694	559	MCSE20086R5
2000	800	800	1894	694	759	MCSE20088R5


All the MCS standard sizes are available as an EMC version on request, including other dimensions. For EMC sidepanels see SPME.

Dimensional drawing | MCSE



01

Floor Standing Enclosures



Floor Standing Enclosures

EMC Range

Accessories

Glazed door (61%), DNGE

Description:	Standard door fitted with clear safety glass to view the inside of the enclosure. Equipped with double-bit 3 mm lock system and door frame. Allows all options of the locking program. Sealing is maintained by a conductive polyurethane EMC gasket. To ensure the EMI effectiveness a mesh wire is placed behind the glass window with a clearance percentage of 61%. Use hinge kit DNMK if not for replacement of standard door.
Material:	Frame: 2 mm zinc plated steel. Viewing area: 3 mm clear safety glass.
Finish:	RAL 7035 structure powder coating on the outside only.
Protection:	IP 54 TYPE 12 IK 07.
Mounting requirements:	If no door was fitted previously use hinge kit DNMK01.
Pack quantity:	1 piece.

H	W	h	w	Item no.
2000	800	1776	615	DNGE2008R5



Side panels, SPME

Description:	For covering the sides of the MCSE enclosures. Equipped with a conductive gasket providing both EMC/IP protection.
Material:	1,5 mm zinc plated steel.
Finish:	RAL 7035 structured powder coating on the outside only.
Protection:	IP 54 TYPE 12.
Pack quantity:	2 panels with mounting accessories.

For enclosure		
H	D	Item no.
2000	600	SPME2006R5
2000	800	SPME2008R5

Other sizes available on request.



Separation plates, SPD EMC

Description:	Separates two bayed enclosures. For EMI separation the SPDEG gasket must be fitted.
Material:	1,5 mm zinc plated steel.
Pack quantity:	1 piece.
Mounting requirements:	Add CCJ brackets for mounting.

Item no.
SPD2006
SPD2008



Separation plate brackets, CCJ

Description:	Mounted to the enclosure's frame. Can be used on both vertical and the horizontal profiles.
Material:	3 mm zinc plated steel.
Pack quantity:	6 brackets with mounting accessories.

Item no.
CCJ06



Gasket for EMC shielding, SPDEG

Description:	To obtain an EMC shielded section in a suited panel in combination with the separation plate SPD.
Material:	Polyurethane foam with conductive layer (UL94HB).
Protection:	IP 43 TYPE 1.
Pack quantity:	6 m.

Item no.
SPDEG01



Floor Standing Enclosures

EMC Range

Accessories

EMC Filter fans, EFE

Description:	EMC capable filter fan. Special EMC screen in combination with stainless steel contact strips guarantee good contact with enclosure surface. Cutting edge surface of the enclosure needs to be blank for contact. Long service life.
Approvals:	CE, GOST, UR, cUL.
Material:	Plastic, UL 94-V0. EMC screen: stainless steel, contact strips.
Pack quantity:	1 fan with filter.

230 V AC, 50/60 Hz

Unimpeded airflow (m³/h)	EFE+EFAE Air flow (m³/h)	Filter mat (EN779)	Filtration efficiency (%)	Service life L10 (40°C) (h)	Bearing type	Item no.
61/70	44/52	G4	>90	37.500	Sleeve	EFE200R5
110/125	82/93	G4	>90	37.500	Sleeve	EFE220R5
156/171	116/127	G4	>90	40.000	Ball	EFE250R5
256/292	231/265	G4	>90	40.000	Ball	EFE300R5
480/480	370/370	G3	80-90	40.000	Ball	EFE500R5
640/653	445/445	G3	80-90	40.000	Ball	EFE600R5
845/875	560/625	G3	80-90	40.000	Ball	EFE700R5

230 V AC, 50/60 Hz

Noise (dB)	IP	Cut-out (mm)	Weight (kg)	Connection	Current (A)	Power (W)	Fuse (A)	Item no.
44	54	126,5 x 126,5	0.80	Terminal strip	0.12/0.18	19/18	6	EFE200R5
40	54	178 x 178	1.05	Terminal strip	0.12/0.18	19/18	6	EFE220R5
40	54	224 x 224	1.45	Spring type	0.12/0.10	18/17	6	EFE250R5
42	54	224 x 224	1.90	Spring type	0.32/0.26	45/39	6	EFE300R5
54	54	292 x 292	3.85	Spring type	0.35/0.45	80/100	6	EFE500R5
63	54	292 x 292	4.05	Spring type	0.53/0.72	120/160	6	EFE600R5
66	54	292 x 292	4.50	Spring type	0.62/0.86	140/197	6	EFE700R5

IP 55 on request



EMC Exhaust filter, EFAE

Description:	Suitable for specific EMC enclosures. Cutting edge surface of the enclosure needs to be blank for contact.
Material:	Plastic, UL94-V0. EMC screen: stainless steel, contact strips.
Approvals:	CE, GOST, UR, cUL.
Protection:	IP 54.
Pack quantity:	1 filter with housing.

Filter mat (EN779)	Filtration efficiency (%)	Cut out dim.	Depth	Item no.
G4	>90	126.5 x 126.5	26	EFAE200R5
G4	>90	178 x 178	34	EFAE220R5
G4	>90	224 x 224	38	EFAE250-300R5
G3	>90	292 x 292	39	EFAE500-700R5

IP 55 models on request.



Ventilated bottom plates, CVB EMC

- Description:** Three piece bottom plates. Can be used in combination with a ventilated plinth PV. 33% ventilation.
- Material:** 1.5 mm perforated zinc plated steel.
- Pack quantity:** 3 pieces with mounting material.
- Mounting requirements:** Use in combination with ventilated plinths PV.

For enclosure		
W	D	Item no.
800	600	CVB0806
800	800	CVB0808



EMC cable entry and bottom plate gasket, BGE

- Description:** The bottom of the enclosure is sealed by the use of an adhesive gasket applied to the frame around the bottom opening. The cables are sealed by the addition of adhesive foam placed between the bottom plates. The elasticity and the size of this foam ensures a tight seal around most cables. Added conductive material provides a good contact to shield the transfer of electro-magnetic radiation.
- Pack quantity:** 2 m adhesive EMC gasket for cable entry. For 1600 mm wide enclosures please order 2 sets.

Item no.
BGE01



EMC connection bottom plate, CBPE

- Description:** Replaces two parts of the standard three or four piece bottom plates. Due to the hammer head cones, EMI cables can be directly earthed to the bottom plate keeping the "Faraday cage".
- Material:** 1,5 mm zinc plated steel.
- Pack quantity:** 2 pieces with EMI gasket and mounting accessories.

For enclosure		
W	D	Item no.
600	600	CBPE0606
600	800	CBPE0608
800	600	CBPE0806
800	800	CBPE0808

