



**CONNECT AND PROTECT**

# Accessories selection matrix

  
nVent

**HOFFMAN**





## Accessories selection matrix

### Floor Standing Enclosures

#### Mild steel, Indoor

Combinable single/double door, MCS / MCD .....	4
Compact single/double door, MKS / MKD .....	16

#### Stainless steel, Outdoor

Combinable single/double door, MCSS / MCDS .....	24
Compact single/double door, EKSS / EKDS .....	30

#### Aluminium, Outdoor

Combinable, double wall, ECOM .....	36
Compact, double wall, EKOM .....	38
Compact, single wall, EKOM-SW .....	40

### Wall Mounted Enclosures

#### Mild steel

Single door, MAS .....	42
Double door, MAD .....	48
Panel, MAP .....	50

#### Stainless steel

Single door, ASR .....	52
Double door, ADR .....	58
Single door, AFS .....	60

#### Polyester

Compact, UCP / UCPT .....	64
Modular, UDP / UDPT .....	66

### Terminal Boxes

#### Steel

Mild steel terminal box, STB .....	70
Stainless steel terminal Box, SSTB .....	72

#### ABS

ABS terminal box, DABP .....	74
Small ABS terminal box, SABP .....	76
Large ABS terminal box, OABP .....	78

#### Polycarbonate

Polycarbonate terminal box, DPCP .....	80
Large polycarbonate terminal box, OPCP .....	82

### Human Machine Interface

#### Console

Mild steel, compact console, MPG .....	84
Mild steel, modular console, MPC .....	86
Stainless steel, compact console, MPGS .....	88
Stainless modular console, MPCS .....	90

**Floor Standing Enclosures**  
Mild Steel, Combinable, single door | MCS








IP 55 | TYPE 12, 13 | IK 10







# Accessories selection matrix | MCS

# 01

## Floor Standing Enclosures

										
Enclosure				Mounting						
	H	W	D	Mounting plate	Wide mounting plate *	Transversal sliding profiles	Mounting profile, in H	Mounting profile, in W	Outer mounting profile, in W	Outer mounting profile, in D
MCS18044R5	1800	400	400	MP1804	-	-	CLPF1800	CLPF400	CLPO400	CLPO400
MCS18045R5	1800	400	500	MP1804	-	-	CLPF1800	CLPF400	CLPO400	CLPO500
MCS18046R5	1800	400	600	MP1804	-	-	CLPF1800	CLPF400	CLPO400	CLPO600
MCS18055R5	1800	500	500	MP1805	MPW1805	MTS500	CLPF1800	CLPF500	CLPO500	CLPO500
MCS18064R5	1800	600	400	MP1806	MPW1806	MTS600	CLPF1800	CLPF600	CLPO600	CLPO400
MCS18065R5	1800	600	500	MP1806	MPW1806	MTS600	CLPF1800	CLPF600	CLPO600	CLPO500
MCS18066R5	1800	600	600	MP1806	MPW1806	MTS600	CLPF1800	CLPF600	CLPO600	CLPO600
MCS18084R5	1800	800	400	MP1808	MPW1808	MTS800	CLPF1800	CLPF800	CLPO800	CLPO400
MCS18085R5	1800	800	500	MP1808	MPW1808	MTS800	CLPF1800	CLPF800	CLPO800	CLPO500
MCS18086R5	1800	800	600	MP1808	MPW1808	MTS800	CLPF1800	CLPF800	CLPO800	CLPO600
MCS18104R5	1800	1000	400	MP1810	MPW1810	MTS1000	CLPF1800	CLPF1000	CLPO1000	CLPO400
MCS18105R5	1800	1000	500	MP1810	MPW1810	MTS1000	CLPF1800	CLPF1000	CLPO1000	CLPO500
MCS18106R5	1800	1000	600	MP1810	MPW1810	MTS1000	CLPF1800	CLPF1000	CLPO1000	CLPO600
MCS20044R5	2000	400	400	MP2004	-	-	CLPF2000	CLPF400	CLPO400	CLPO400
MCS20045R5	2000	400	500	MP2004	-	-	CLPF2000	CLPF400	CLPO400	CLPO500
MCS20046R5	2000	400	600	MP2004	-	-	CLPF2000	CLPF400	CLPO400	CLPO600
MCS20048R5	2000	400	800	MP2004	-	-	CLPF2000	CLPF400	CLPO400	CLPO800
MCS20055R5	2000	500	500	MP2005	MPW2005	MTS500	CLPF2000	CLPF500	CLPO500	CLPO500
MCS20064R5	2000	600	400	MP2006	MPW2006	MTS600	CLPF2000	CLPF600	CLPO600	CLPO400
MCS20065R5	2000	600	500	MP2006	MPW2006	MTS600	CLPF2000	CLPF600	CLPO600	CLPO500
MCS20066R5	2000	600	600	MP2006	MPW2006	MTS600	CLPF2000	CLPF600	CLPO600	CLPO600
MCS20068R5	2000	600	800	MP2006	MPW2006	MTS600	CLPF2000	CLPF600	CLPO600	CLPO800
MCS20084R5	2000	800	400	MP2008	MPW2008	MTS800	CLPF2000	CLPF800	CLPO800	CLPO400
MCS20085R5	2000	800	500	MP2008	MPW2008	MTS800	CLPF2000	CLPF800	CLPO800	CLPO500
MCS20086R5	2000	800	600	MP2008	MPW2008	MTS800	CLPF2000	CLPF800	CLPO800	CLPO600
MCS20088R5	2000	800	800	MP2008	MPW2008	MTS800	CLPF2000	CLPF800	CLPO800	CLPO800
MCS20104R5	2000	1000	400	MP2010	MPW2010	MTS1000	CLPF2000	CLPF1000	CLPO1000	CLPO400
MCS20105R5	2000	1000	500	MP2010	MPW2010	MTS1000	CLPF2000	CLPF1000	CLPO1000	CLPO500
MCS20106R5	2000	1000	600	MP2010	MPW2010	MTS1000	CLPF2000	CLPF1000	CLPO1000	CLPO600
MCS20108R5	2000	1000	800	MP2010	MPW2010	MTS1000	CLPF2000	CLPF1000	CLPO1000	CLPO800
MCS22066R5	2200	600	600	MP2206	-	MTS600	CLPF2200	CLPF600	CLPO600	CLPO600
MCS22068R5	2200	600	800	MP2206	-	MTS600	CLPF2200	CLPF600	CLPO600	CLPO800
MCS22086R5	2200	800	600	MP2208	-	MTS800	CLPF2200	CLPF800	CLPO800	CLPO600
MCS22088R5	2200	800	800	MP2208	-	MTS800	CLPF2200	CLPF800	CLPO800	CLPO800
* MTS is required.										

# Accessories selection matrix | MCS

							
Enclosure	Mounting						
	H	W	D	Mounting profile, in D	Click in profile, in W	Click in profile, in D	Side mounting bar
MCS18044R5	1800	400	400	CLPF400	CLPK400	CLPK400	CMB402
MCS18045R5	1800	400	500	CLPF500	CLPK400	CLPK500	CMB502
MCS18046R5	1800	400	600	CLPF600	CLPK400	CLPK600	CMB602
MCS18055R5	1800	500	500	CLPF500	CLPK500	CLPK500	CMB502
MCS18064R5	1800	600	400	CLPF400	CLPK600	CLPK400	CMB402
MCS18065R5	1800	600	500	CLPF500	CLPK600	CLPK500	CMB502
MCS18066R5	1800	600	600	CLPF600	CLPK600	CLPK600	CMB602
MCS18084R5	1800	800	400	CLPF400	CLPK800	CLPK400	CMB402
MCS18085R5	1800	800	500	CLPF500	CLPK800	CLPK500	CMB502
MCS18086R5	1800	800	600	CLPF600	CLPK800	CLPK600	CMB602
MCS18104R5	1800	1000	400	CLPF400	CLPK1000	CLPK400	CMB402
MCS18105R5	1800	1000	500	CLPF500	CLPK1000	CLPK500	CMB502
MCS18106R5	1800	1000	600	CLPF600	CLPK1000	CLPK600	CMB602
MCS20044R5	2000	400	400	CLPF400	CLPK400	CLPK400	CMB402
MCS20045R5	2000	400	500	CLPF500	CLPK400	CLPK500	CMB502
MCS20046R5	2000	400	600	CLPF600	CLPK400	CLPK600	CMB602
MCS20048R5	2000	400	800	CLPF800	CLPK400	CLPK800	CMB802
MCS20055R5	2000	500	500	CLPF500	CLPK500	CLPK500	CMB502
MCS20064R5	2000	600	400	CLPF400	CLPK600	CLPK400	CMB402
MCS20065R5	2000	600	500	CLPF500	CLPK600	CLPK500	CMB502
MCS20066R5	2000	600	600	CLPF600	CLPK600	CLPK600	CMB602
MCS20068R5	2000	600	800	CLPF800	CLPK600	CLPK800	CMB802
MCS20084R5	2000	800	400	CLPF400	CLPK800	CLPK400	CMB402
MCS20085R5	2000	800	500	CLPF500	CLPK800	CLPK500	CMB502
MCS20086R5	2000	800	600	CLPF600	CLPK800	CLPK600	CMB602
MCS20088R5	2000	800	800	CLPF800	CLPK800	CLPK800	CMB802
MCS20104R5	2000	1000	400	CLPF400	CLPK1000	CLPK400	CMB402
MCS20105R5	2000	1000	500	CLPF500	CLPK1000	CLPK500	CMB502
MCS20106R5	2000	1000	600	CLPF600	CLPK1000	CLPK600	CMB602
MCS20108R5	2000	1000	800	CLPF800	CLPK1000	CLPK800	CMB802
MCS22066R5	2200	600	600	CLPF600	CLPK600	CLPK600	CMB602
MCS22068R5	2200	600	800	CLPF800	CLPK600	CLPK800	CMB802
MCS22086R5	2200	800	600	CLPF600	CLPK800	CLPK600	CMB602
MCS22088R5	2200	800	800	CLPF800	CLPK800	CLPK800	CMB802








Enclosure	Mounting								
	H	W	D	Full height swing frame *	Swing frame middle mounted *	Swing frame side mounted *	Swing frame transversal support bars	Mounting profiles (19") **	Bottom profiles for fixing 19" mounting profiles
MCS18044R5	1800	400	400	-	-	-	-	-	-
MCS18045R5	1800	400	500	-	-	-	-	-	-
MCS18046R5	1800	400	600	-	-	-	-	-	-
MCS18055R5	1800	500	500	-	-	-	-	-	-
MCS18064R5	1800	600	400	ESFC366	-	-	ESFB06	CIP38	CIB600
MCS18065R5	1800	600	500	ESFC366	-	-	ESFB06	CIP38	CIB600
MCS18066R5	1800	600	600	ESFC366	-	-	ESFB06	CIP38	CIB600
MCS18084R5	1800	800	400	ESFC366	ESFM368	ESFS368	ESFB08	CIP38	CIB800
MCS18085R5	1800	800	500	ESFC366	ESFM368	ESFS368	ESFB08	CIP38	CIB800
MCS18086R5	1800	800	600	ESFC366	ESFM368	ESFS368	ESFB08	CIP38	CIB800
MCS18104R5	1800	1000	400	ESFC366	ESFM368	ESFS368	ESFB10	-	-
MCS18105R5	1800	1000	500	ESFC366	ESFM368	ESFS368	ESFB10	-	-
MCS18106R5	1800	1000	600	ESFC366	ESFM368	ESFS368	ESFB10	-	-
MCS20044R5	2000	400	400	-	-	-	-	-	-
MCS20045R5	2000	400	500	-	-	-	-	-	-
MCS20046R5	2000	400	600	-	-	-	-	-	-
MCS20048R5	2000	400	800	-	-	-	-	-	-
MCS20055R5	2000	500	500	-	-	-	-	-	-
MCS20064R5	2000	600	400	ESFC406	-	-	ESFB06	CIP42	CIB600
MCS20065R5	2000	600	500	ESFC406	-	-	ESFB06	CIP42	CIB600
MCS20066R5	2000	600	600	ESFC406	-	-	ESFB06	CIP42	CIB600
MCS20068R5	2000	600	800	ESFC406	-	-	ESFB06	CIP42	CIB600
MCS20084R5	2000	800	400	ESFC406	ESFM408	ESFS408	ESFB08	CIP42	CIB800
MCS20085R5	2000	800	500	ESFC406	ESFM408	ESFS408	ESFB08	CIP42	CIB800
MCS20086R5	2000	800	600	ESFC406	ESFM408	ESFS408	ESFB08	CIP42	CIB800
MCS20088R5	2000	800	800	ESFC406	ESFM408	ESFS408	ESFB08	CIP42	CIB800
MCS20104R5	2000	1000	400	ESFC406	ESFM408	ESFS408	ESFB10	-	-
MCS20105R5	2000	1000	500	ESFC406	ESFM408	ESFS408	ESFB10	-	-
MCS20106R5	2000	1000	600	ESFC406	ESFM408	ESFS408	ESFB10	-	-
MCS20108R5	2000	1000	800	ESFC406	ESFM408	ESFS408	ESFB10	-	-
MCS22066R5	2200	600	600	ESFC456	-	-	ESFB06	CIP47	CIB600
MCS22068R5	2200	600	800	ESFC456	-	-	ESFB06	CIP47	CIB600
MCS22086R5	2200	800	600	ESFC456	ESFM458	ESFS458	ESFB08	CIP47	CIB800
MCS22088R5	2200	800	800	ESFC456	ESFM458	ESFS458	ESFB08	CIP47	CIB800





\* ESFB is required.

\*\* CIB, CID or CIWR are required.






Accessories selection matrix | MCS

								
Enclosure				Fixing				
	H	W	D	Front/rear plinths (100 mm height)	Plinth side panels (100 mm height)	Front/rear plinths (200 mm height)	Plinth side panels (200 mm height)	Ventilated front/rear plinths (100 mm height)
MCS18044R5	1800	400	400	PF1040	PS1040	PF2040	PS2040	PV1040
MCS18045R5	1800	400	500	PF1040	PS1050	PF2040	PS2050	PV1040
MCS18046R5	1800	400	600	PF1040	PS1060	PF2040	PS2060	PV1040
MCS18055R5	1800	500	500	PF1050	PS1050	PF2050	PS2050	-
MCS18064R5	1800	600	400	PF1060	PS1040	PF2060	PS2040	PV1060
MCS18065R5	1800	600	500	PF1060	PS1050	PF2060	PS2050	PV1060
MCS18066R5	1800	600	600	PF1060	PS1060	PF2060	PS2060	PV1060
MCS18084R5	1800	800	400	PF1080	PS1040	PF2080	PS2040	PV1080
MCS18085R5	1800	800	500	PF1080	PS1050	PF2080	PS2050	PV1080
MCS18086R5	1800	800	600	PF1080	PS1060	PF2080	PS2060	PV1080
MCS18104R5	1800	1000	400	PF1100	PS1040	PF2100	PS2040	PV1100
MCS18105R5	1800	1000	500	PF1100	PS1050	PF2100	PS2050	PV1100
MCS18106R5	1800	1000	600	PF1100	PS1060	PF2100	PS2060	PV1100
MCS20044R5	2000	400	400	PF1040	PS1040	PF2040	PS2040	PV1040
MCS20045R5	2000	400	500	PF1040	PS1050	PF2040	PS2050	PV1040
MCS20046R5	2000	400	600	PF1040	PS1060	PF2040	PS2060	PV1040
MCS20048R5	2000	400	800	PF1040	PS1080	PF2040	PS2080	PV1040
MCS20055R5	2000	500	500	PF1050	PS1050	PF2050	PS2050	-
MCS20064R5	2000	600	400	PF1060	PS1040	PF2060	PS2040	PV1060
MCS20065R5	2000	600	500	PF1060	PS1050	PF2060	PS2050	PV1060
MCS20066R5	2000	600	600	PF1060	PS1060	PF2060	PS2060	PV1060
MCS20068R5	2000	600	800	PF1060	PS1080	PF2060	PS2080	PV1060
MCS20084R5	2000	800	400	PF1080	PS1040	PF2080	PS2040	PV1080
MCS20085R5	2000	800	500	PF1080	PS1050	PF2080	PS2050	PV1080
MCS20086R5	2000	800	600	PF1080	PS1060	PF2080	PS2060	PV1080
MCS20088R5	2000	800	800	PF1080	PS1080	PF2080	PS2080	PV1080
MCS20104R5	2000	1000	400	PF1100	PS1040	PF2100	PS2040	PV1100
MCS20105R5	2000	1000	500	PF1100	PS1050	PF2100	PS2050	PV1100
MCS20106R5	2000	1000	600	PF1100	PS1060	PF2100	PS2060	PV1100
MCS20108R5	2000	1000	800	PF1100	PS1080	PF2100	PS2080	PV1100
MCS22066R5	2200	600	600	PF1060	PS1060	PF2060	PS2060	PV1060
MCS22068R5	2200	600	800	PF1060	PS1080	PF2060	PS2080	PV1060
MCS22086R5	2200	800	600	PF1080	PS1060	PF2080	PS2060	PV1080
MCS22088R5	2200	800	800	PF1080	PS1080	PF2080	PS2080	PV1080



							
Enclosure				Thermal	Cable		
	H	W	D	Ventilated roof	Cable fixing bar (mounted below bottom plates)	Cable fixing bar (mounted above bottom plates)	Ventilated bottom plates
MCS18044R5	1800	400	400	-	CABP400	CAB400	-
MCS18045R5	1800	400	500	-	CABP400	CAB400	-
MCS18046R5	1800	400	600	-	CABP400	CAB400	-
MCS18055R5	1800	500	500	CVR0505R5	CABP500	-	-
MCS18064R5	1800	600	400	CVR0604R5	CABP600	CAB600	CVB0604
MCS18065R5	1800	600	500	CVR0605R5	CABP600	CAB600	CVB0605
MCS18066R5	1800	600	600	CVR0606R5	CABP600	CAB600	CVB0606
MCS18084R5	1800	800	400	CVR0804R5	CABP800	CAB800	CVB0804
MCS18085R5	1800	800	500	CVR0805R5	CABP800	CAB800	CVB0805
MCS18086R5	1800	800	600	CVR0806R5	CABP800	CAB800	CVB0806
MCS18104R5	1800	1000	400	CVR1004R5	CABP1000	CAB1000	CVB1004
MCS18105R5	1800	1000	500	CVR1005R5	CABP1000	CAB1000	CVB1005
MCS18106R5	1800	1000	600	CVR1006R5	CABP1000	CAB1000	CVB1006
MCS20044R5	2000	400	400	-	CABP400	CAB400	-
MCS20045R5	2000	400	500	-	CABP400	CAB400	-
MCS20046R5	2000	400	600	-	CABP400	CAB400	-
MCS20048R5	2000	400	800	-	CABP400	CAB400	-
MCS20055R5	2000	500	500	CVR0505R5	CABP500	-	-
MCS20064R5	2000	600	400	CVR0604R5	CABP600	CAB600	CVB0604
MCS20065R5	2000	600	500	CVR0605R5	CABP600	CAB600	CVB0605
MCS20066R5	2000	600	600	CVR0606R5	CABP600	CAB600	CVB0606
MCS20068R5	2000	600	800	CVR0608R5	CABP600	CAB600	CVB0608
MCS20084R5	2000	800	400	CVR0804R5	CABP800	CAB800	CVB0804
MCS20085R5	2000	800	500	CVR0805R5	CABP800	CAB800	CVB0805
MCS20086R5	2000	800	600	CVR0806R5	CABP800	CAB800	CVB0806
MCS20088R5	2000	800	800	CVR0808R5	CABP800	CAB800	CVB0808
MCS20104R5	2000	1000	400	CVR1004R5	CABP1000	CAB1000	CVB1004
MCS20105R5	2000	1000	500	CVR1005R5	CABP1000	CAB1000	CVB1005
MCS20106R5	2000	1000	600	CVR1006R5	CABP1000	CAB1000	CVB1006
MCS20108R5	2000	1000	800	CVR1008R5	CABP1000	CAB1000	CVB1008
MCS22066R5	2200	600	600	CVR0606R5	CABP600	CAB600	CVB0606
MCS22068R5	2200	600	800	CVR0608R5	CABP600	CAB600	CVB0608
MCS22086R5	2200	800	600	CVR0806R5	CABP800	CAB800	CVB0806
MCS22088R5	2200	800	800	CVR0808R5	CABP800	CAB800	CVB0808

## Accessories selection matrix | MCS

								
Enclosure				Doors			Baying	
	H	W	D	Plain door *	Glazed door *	Inner door	Side panels	Segregation plate **
MCS18044R5	1800	400	400	-	-	-	SPM1804R5	SPD1804
MCS18045R5	1800	400	500	-	-	-	SPM1805R5	SPD1805
MCS18046R5	1800	400	600	-	-	-	SPM1806R5	SPD1806
MCS18055R5	1800	500	500	DN1805R5	-	-	SPM1805R5	SPD1805
MCS18064R5	1800	600	400	DN1806R5	DNG1806R5	DI1806R5	SPM1804R5	SPD1804
MCS18065R5	1800	600	500	DN1806R5	DNG1806R5	DI1806R5	SPM1805R5	SPD1805
MCS18066R5	1800	600	600	DN1806R5	DNG1806R5	DI1806R5	SPM1806R5	SPD1806
MCS18084R5	1800	800	400	DN1808R5	DNG1808R5	DI1808R5	SPM1804R5	SPD1804
MCS18085R5	1800	800	500	DN1808R5	DNG1808R5	DI1808R5	SPM1805R5	SPD1805
MCS18086R5	1800	800	600	DN1808R5	DNG1808R5	DI1808R5	SPM1806R5	SPD1806
MCS18104R5	1800	1000	400	DN1810R5	-	-	SPM1804R5	SPD1804
MCS18105R5	1800	1000	500	DN1810R5	-	-	SPM1805R5	SPD1805
MCS18106R5	1800	1000	600	DN1810R5	-	-	SPM1806R5	SPD1806
MCS20044R5	2000	400	400	-	-	-	SPM2004R5	SPD2004
MCS20045R5	2000	400	500	-	-	-	SPM2005R5	SPD2005
MCS20046R5	2000	400	600	-	-	-	SPM2006R5	SPD2006
MCS20048R5	2000	400	800	-	-	-	SPM2008R5	SPD2008
MCS20055R5	2000	500	500	DN2005R5	-	-	SPM2005R5	SPD2005
MCS20064R5	2000	600	400	DN2006R5	DNG2006R5	DI2006R5	SPM2004R5	SPD2004
MCS20065R5	2000	600	500	DN2006R5	DNG2006R5	DI2006R5	SPM2005R5	SPD2005
MCS20066R5	2000	600	600	DN2006R5	DNG2006R5	DI2006R5	SPM2006R5	SPD2006
MCS20068R5	2000	600	800	DN2006R5	DNG2006R5	DI2006R5	SPM2008R5	SPD2008
MCS20084R5	2000	800	400	DN2008R5	DNG2008R5	DI2008R5	SPM2004R5	SPD2004
MCS20085R5	2000	800	500	DN2008R5	DNG2008R5	DI2008R5	SPM2005R5	SPD2005
MCS20086R5	2000	800	600	DN2008R5	DNG2008R5	DI2008R5	SPM2006R5	SPD2006
MCS20088R5	2000	800	800	DN2008R5	DNG2008R5	DI2008R5	SPM2008R5	SPD2008
MCS20104R5	2000	1000	400	DN2010R5	-	-	SPM2004R5	SPD2004
MCS20105R5	2000	1000	500	DN2010R5	-	-	SPM2005R5	SPD2005
MCS20106R5	2000	1000	600	DN2010R5	-	-	SPM2006R5	SPD2006
MCS20108R5	2000	1000	800	DN2010R5	-	-	SPM2008R5	SPD2008
MCS22066R5	2200	600	600	DN2206R5	DNG2206R5	DI2206R5	SPM2206R5	SPD2206
MCS22068R5	2200	600	800	DN2206R5	DNG2206R5	DI2206R5	SPM2208R5	SPD2208
MCS22086R5	2200	800	600	DN2208R5	DNG2208R5	DI2208R5	SPM2206R5	SPD2206
MCS22088R5	2200	800	800	DN2208R5	DNG2208R5	DI2208R5	SPM2208R5	SPD2208
* DNMK is required for additional door.								
** CCJ is required.								

# 01

## Floor Standing Enclosures














# Floor Standing Enclosures












Mild Steel, Combinable, double door | MCD

IP 55 | TYPE 12, 13 | IK 10








											
Enclosure				Mounting							
	H	W	D	Mounting plate	Wide mounting plate *	Transversal sliding profiles					
MCD18085R5	1800	800	500	MP1808	MPW1808	MTS800					
MCD18104R5	1800	1000	400	MP1810	MPW1810	MTS1000					
MCD18105R5	1800	1000	500	MP1810	MPW1810	MTS1000					
MCD18124R5	1800	1200	400	MP1812	MPW1812	MTS1200					
MCD18125R5	1800	1200	500	MP1812	MPW1812	MTS1200					
MCD18126R5	1800	1200	600	MP1812	MPW1812	MTS1200					
MCD18164R5	1800	1600	400	MP1816	MPW1816	MTS1600					
MCD20085R5	2000	800	500	MP2008	MPW2008	MTS800					
MCD20104R5	2000	1000	400	MP2010	MPW2010	MTS1000					
MCD20105R5	2000	1000	500	MP2010	MPW2010	MTS1000					
MCD20106R5	2000	1000	600	MP2010	MPW2010	MTS1000					
MCD20108R5	2000	1000	800	MP2010	MPW2010	MTS1000					
MCD20124R5	2000	1200	400	MP2012	MPW2012	MTS1200					
MCD20125R5	2000	1200	500	MP2012	MPW2012	MTS1200					
MCD20126R5	2000	1200	600	MP2012	MPW2012	MTS1200					
MCD20128R5	2000	1200	800	MP2012	MPW2012	MTS1200					
MCD20164R5	2000	1600	400	MP2016	MPW2016	MTS1600					
MCD20165R5	2000	1600	500	MP2016	MPW2016	MTS1600					
MCD20166R5	2000	1600	600	MP2016	MPW2016	MTS1600					
MCD22106R5	2200	1000	600	MP2210	-	-					
MCD22126R5	2200	1200	600	MP2212	-	-					
* MTS is required.											
											
Enclosure				Mounting							
	H	W	D	Mounting profile, in H	Mounting profile, in W	Mounting profile, in D	Click in profile, in W	Click in profile, in D	Side mounting bar	Outer mounting profile, in W	Outer mounting profile, in D
MCD18085R5	1800	800	500	CLPF1800	CLPF800	CLPF500	CLPK800	CLPK500	CMB502	CLPO800	CLPO500
MCD18104R5	1800	1000	400	CLPF1800	CLPF1000	CLPF400	CLPK1000	CLPK400	CMB402	CLPO1000	CLPO400
MCD18105R5	1800	1000	500	CLPF1800	CLPF1000	CLPF500	CLPK1000	CLPK500	CMB502	CLPO1000	CLPO500
MCD18124R5	1800	1200	400	CLPF1800	CLPF1200	CLPF400	CLPK1200	CLPK400	CMB402	CLPO1200	CLPO400
MCD18125R5	1800	1200	500	CLPF1800	CLPF1200	CLPF500	CLPK1200	CLPK500	CMB502	CLPO1200	CLPO500
MCD18126R5	1800	1200	600	CLPF1800	CLPF1200	CLPF600	CLPK1200	CLPK600	CMB602	CLPO1200	CLPO600
MCD18164R5	1800	1600	400	CLPF1800	CLPF1600	CLPF400	-	CLPK400	CMB402	-	CLPO400
MCD20085R5	2000	800	500	CLPF2000	CLPF800	CLPF500	CLPK800	CLPK500	CMB502	CLPO800	CLPO500
MCD20104R5	2000	1000	400	CLPF2000	CLPF1000	CLPF400	CLPK1000	CLPK400	CMB402	CLPO1000	CLPO400
MCD20105R5	2000	1000	500	CLPF2000	CLPF1000	CLPF500	CLPK1000	CLPK500	CMB502	CLPO1000	CLPO500
MCD20106R5	2000	1000	600	CLPF2000	CLPF1000	CLPF600	CLPK1000	CLPK600	CMB602	CLPO1000	CLPO600
MCD20108R5	2000	1000	800	CLPF2000	CLPF1000	CLPF800	CLPK1000	CLPK800	CMB802	CLPO1000	CLPO800
MCD20124R5	2000	1200	400	CLPF2000	CLPF1200	CLPF400	CLPK1200	CLPK400	CMB402	CLPO1200	CLPO400
MCD20125R5	2000	1200	500	CLPF2000	CLPF1200	CLPF500	CLPK1200	CLPK500	CMB502	CLPO1200	CLPO500
MCD20126R5	2000	1200	600	CLPF2000	CLPF1200	CLPF600	CLPK1200	CLPK600	CMB602	CLPO1200	CLPO600
MCD20128R5	2000	1200	800	CLPF2000	CLPF1200	CLPF800	CLPK1200	CLPK800	CMB802	CLPO1200	CLPO800
MCD20164R5	2000	1600	400	CLPF2000	CLPF1600	CLPF400	-	CLPK400	CMB402	-	CLPO400
MCD20165R5	2000	1600	500	CLPF2000	CLPF1600	CLPF500	-	CLPK500	CMB502	-	CLPO500
MCD20166R5	2000	1600	600	CLPF2000	CLPF1600	CLPF600	-	CLPK600	CMB602	-	CLPO600
MCD22106R5	2200	1000	600	CLPF2200	CLPF1000	CLPF600	CLPK1000	CLPK600	CMB602	CLPO1000	CLPO600
MCD22126R5	2200	1200	600	CLPF2200	CLPF1200	CLPF600	CLPK1200	CLPK600	CMB602	CLPO1200	CLPO600

# Accessories selection matrix | MCD

									
Enclosure				Mounting			Doors		
	H	W	D	Depth dividing bar	Vertical dividing bar	Fixing brackets	Plain door, left *	Plain door, right *	
MCD18085R5	1800	800	500	VBD500	VB1800	VBK04	DN1804LR5	DN1804RR5	
MCD18104R5	1800	1000	400	VBD400	VB1800	VBK04	DN1805LR5	DN1805RR5	
MCD18105R5	1800	1000	500	VBD500	VB1800	VBK04	DN1805LR5	DN1805RR5	
MCD18124R5	1800	1200	400	VBD400	VB1800	VBK1200	DN1806LR5	DN1806RR5	
MCD18125R5	1800	1200	500	VBD500	VB1800	VBK1200	DN1806LR5	DN1806RR5	
MCD18126R5	1800	1200	600	VBD600	VB1800	VBK1200	DN1806LR5	DN1806RR5	
MCD18164R5	1800	1600	400	VBD400	VB1800	VBK1600	DN1808LR5	DN1808RR5	
MCD20085R5	2000	800	500	VBD500	VB2000	VBK04	DN2004LR5	DN2004RR5	
MCD20104R5	2000	1000	400	VBD400	VB2000	VBK04	DN2005LR5	DN2005RR5	
MCD20105R5	2000	1000	500	VBD500	VB2000	VBK04	DN2005LR5	DN2005RR5	
MCD20106R5	2000	1000	600	VBD600	VB2000	VBK04	DN2005LR5	DN2005RR5	
MCD20108R5	2000	1000	800	VBD800	VB2000	VBK04	DN2005LR5	DN2005RR5	
MCD20124R5	2000	1200	400	VBD400	VB2000	VBK1200	DN2006LR5	DN2006RR5	
MCD20125R5	2000	1200	500	VBD500	VB2000	VBK1200	DN2006LR5	DN2006RR5	
MCD20126R5	2000	1200	600	VBD600	VB2000	VBK1200	DN2006LR5	DN2006RR5	
MCD20128R5	2000	1200	800	VBD800	VB2000	VBK1200	DN2006LR5	DN2006RR5	
MCD20164R5	2000	1600	400	VBD400	VB2000	VBK1600	DN2008LR5	DN2008RR5	
MCD20165R5	2000	1600	500	VBD500	VB2000	VBK1600	DN2008LR5	DN2008RR5	
MCD20166R5	2000	1600	600	VBD600	VB2000	VBK1600	DN2008LR5	DN2008RR5	
MCD22106R5	2200	1000	600	VBD600	VB2200	VBK04	DN2205LR5	DN2205RR5	
MCD22126R5	2200	1200	600	VBD600	VB2200	VBK1200	DN2206LR5	DN2206RR5	
* DNMK is required for additional door.									
									
Enclosure				Fixing					Thermal
	H	W	D	Front/rear plinths (100 mm height)	Plinth side panels (100 mm height)	Front/rear plinths (200 mm height)	Plinth side panels (200 mm height)	Ventilated front/ rear plinths (100 mm height)	Ventilated roof
MCD18085R5	1800	800	500	PF1080	PS1050	PF2080	PS2050	PV1080	CVR0805R5
MCD18104R5	1800	1000	400	PF1100	PS1040	PF2100	PS2040	PV1100	CVR1004R5
MCD18105R5	1800	1000	500	PF1100	PS1050	PF2100	PS2050	PV1100	CVR1005R5
MCD18124R5	1800	1200	400	PF1120	PS1040	PF2120	PS2040	PV1120	CVR1204R5
MCD18125R5	1800	1200	500	PF1120	PS1050	PF2120	PS2050	PV1120	CVR1205R5
MCD18126R5	1800	1200	600	PF1120	PS1060	PF2120	PS2060	PV1120	CVR1206R5
MCD18164R5	1800	1600	400	2x PF1080	PS1040	2x PF2080	PS2040	2x PV1080	CVR1604R5
MCD20085R5	2000	800	500	PF1080	PS1050	PF2080	PS2050	PV1080	CVR0805R5
MCD20104R5	2000	1000	400	PF1100	PS1040	PF2100	PS2040	PV1100	CVR1004R5
MCD20105R5	2000	1000	500	PF1100	PS1050	PF2100	PS2050	PV1100	CVR1005R5
MCD20106R5	2000	1000	600	PF1100	PS1060	PF2100	PS2060	PV1100	CVR1006R5
MCD20108R5	2000	1000	800	PF1100	PS1080	PF2100	PS2080	PV1100	CVR1008R5
MCD20124R5	2000	1200	400	PF1120	PS1040	PF2120	PS2040	PV1120	CVR1204R5
MCD20125R5	2000	1200	500	PF1120	PS1050	PF2120	PS2050	PV1120	CVR1205R5
MCD20126R5	2000	1200	600	PF1120	PS1060	PF2120	PS2060	PV1120	CVR1206R5
MCD20128R5	2000	1200	800	PF1120	PS1080	PF2120	PS2080	PV1120	CVR1208R5
MCD20164R5	2000	1600	400	2x PF1080	PS1040	2x PF2080	PS2040	2x PV1080	CVR1604R5
MCD20165R5	2000	1600	500	2x PF1080	PS1050	2x PF2080	PS2050	2x PV1080	CVR1605R5
MCD20166R5	2000	1600	600	2x PF1080	PS1060	2x PF2080	PS2060	2x PV1080	CVR1606R5
MCD22106R5	2200	1000	600	PF1100	PS1060	PF2100	PS2060	PV1100	CVR1006R5
MCD22126R5	2200	1200	600	PF1120	PS1060	PF2120	PS2060	PV1120	CVR1206R5



								
Enclosure				Baying		Cable		
	H	W	D	Side panels	Segregation plate *	Cable fixing bar (mounted below bottom plates)	Cable fixing bar (mounted above bottom plates)	Ventilated bottom plates
MCD18085R5	1800	800	500	SPM1805R5	SPD1805	CABP800	CAB800	CVB0805
MCD18104R5	1800	1000	400	SPM1804R5	SPD1804	CABP1000	CAB1000	CVB1004
MCD18105R5	1800	1000	500	SPM1805R5	SPD1805	CABP1000	CAB1000	CVB1005
MCD18124R5	1800	1200	400	SPM1804R5	SPD1804	CABP1200	CAB1200	-
MCD18125R5	1800	1200	500	SPM1805R5	SPD1805	CABP1200	CAB1200	-
MCD18126R5	1800	1200	600	SPM1806R5	SPD1806	CABP1200	CAB1200	CVB1206
MCD18164R5	1800	1600	400	SPM1804R5	SPD1804	CABP800	CAB800	CVB0804
MCD20085R5	2000	800	500	SPM2005R5	SPD2005	CABP800	CAB800	CVB0805
MCD20104R5	2000	1000	400	SPM2004R5	SPD2004	CABP1000	CAB1000	CVB1004
MCD20105R5	2000	1000	500	SPM2005R5	SPD2005	CABP1000	CAB1000	CVB1005
MCD20106R5	2000	1000	600	SPM2006R5	SPD2006	CABP1000	CAB1000	CVB1006
MCD20108R5	2000	1000	800	SPM2008R5	SPD2008	CABP1000	CAB1000	CVB1008
MCD20124R5	2000	1200	400	SPM2004R5	SPD2004	CABP1200	CAB1200	-
MCD20125R5	2000	1200	500	SPM2005R5	SPD2005	CABP1200	CAB1200	-
MCD20126R5	2000	1200	600	SPM2006R5	SPD2006	CABP1200	CAB1200	CVB1206
MCD20128R5	2000	1200	800	SPM2008R5	SPD2008	CABP1200	CAB1200	CVB1208
MCD20164R5	2000	1600	400	SPM2004R5	SPD2004	CABP800	CAB800	2x CVB0804
MCD20165R5	2000	1600	500	SPM2005R5	SPD2005	CABP800	CAB800	2x CVB0805
MCD20166R5	2000	1600	600	SPM2006R5	SPD2006	CABP800	CAB800	CVB0806
MCD22106R5	2200	1000	600	SPM2206R5	SPD2206	CABP1000	CAB1000	CVB1006
MCD22126R5	2200	1200	600	SPM2206R5	SPD2206	CABP1200	CAB1200	CVB1206








\* CCJ is required.

**Floor Standing Enclosures**  
Mild Steel, Compact, single door | MKS






IP 55 | TYPE 12, 13 | IK 10















										
Enclosure				Mounting						
	H	W	D	Mounting plate	Mounting profile, in H	Mounting profile, in W	Mounting profile, in D *	Click in profile, in W *	Click in profile, in D	Outer mounting profile, in W
MKS12064R5	1200	600	400	MP1206	CLPF1200	CLPF600	CLPF400	CLPK600	CLPK400	CLPO600
MKS12084R5	1200	800	400	MP1208	CLPF1200	CLPF800	CLPF400	CLPK800	CLPK400	CLPO800
MKS14063R5	1400	600	300	MP1406	CLPF1400	CLPF600	CLPF300	CLPK600	CLPK300	CLPO600
MKS14064R5	1400	600	400	MP1406	CLPF1400	CLPF600	CLPF400	CLPK600	CLPK400	CLPO600
MKS14083R5	1400	800	300	MP1408	CLPF1400	CLPF800	CLPF300	CLPK800	CLPK300	CLPO800
MKS14084R5	1400	800	400	MP1408	CLPF1400	CLPF800	CLPF400	CLPK800	CLPK400	CLPO800
MKS16063R5	1600	600	300	MP1606	CLPF1600	CLPF600	CLPF300	CLPK600	CLPK300	CLPO600
MKS16064R5	1600	600	400	MP1606	CLPF1600	CLPF600	CLPF400	CLPK600	CLPK400	CLPO600
MKS16083R5	1600	800	300	MP1608	CLPF1600	CLPF800	CLPF300	CLPK800	CLPK300	CLPO800
MKS16084R5	1600	800	400	MP1608	CLPF1600	CLPF800	CLPF400	CLPK800	CLPK400	CLPO800
MKS16085R5	1600	800	500	MP1608	CLPF1600	CLPF800	CLPF500	CLPK800	CLPK500	CLPO800
MKS16104R5	1600	1000	400	MP1610	CLPF1600	CLPF1000	CLPF400	CLPK1000	CLPK400	CLPO1000
MKS16105R5	1600	1000	500	MP1610	CLPF1600	CLPF1000	CLPF500	CLPK1000	CLPK500	CLPO1000
MKS18064R5	1800	600	400	MP1806	CLPF1800	CLPF600	CLPF400	CLPK600	CLPK400	CLPO600
MKS18084R5	1800	800	400	MP1808	CLPF1800	CLPF800	CLPF400	CLPK800	CLPK400	CLPO800
MKS18085R5	1800	800	500	MP1808	CLPF1800	CLPF800	CLPF500	CLPK800	CLPK500	CLPO800
MKS18104R5	1800	1000	400	MP1810	CLPF1800	CLPF1000	CLPF400	CLPK1000	CLPK400	CLPO1000
MKS20064R5	2000	600	400	MP2006	CLPF2000	CLPF600	CLPF400	CLPK600	CLPK400	CLPO600
MKS20084R5	2000	800	400	MP2008	CLPF2000	CLPF800	CLPF400	CLPK800	CLPK400	CLPO800
MKS20085R5	2000	800	500	MP2008	CLPF2000	CLPF800	CLPF500	CLPK800	CLPK500	CLPO800
MKS20104R5	2000	1000	400	MP2010	CLPF2000	CLPF1000	CLPF400	CLPK1000	CLPK400	CLPO1000
MKS20105R5	2000	1000	500	MP2010	CLPF2000	CLPF1000	CLPF500	CLPK1000	CLPK500	CLPO1000





\* For compact enclosures (MKS/MKD) the CLPF in depth or a CLPK in width should be used in combination with CAK02 (Profile bracket for compact enclosures).

								
Enclosure				Mounting				
	H	W	D	Side mounting bar	Full height swing frame	Swing frame middle mounted	Swing frame side mounted	Swing frame transversal support bars
MKS12064R5	1200	600	400	CMB402	-	-	-	-
MKS12084R5	1200	800	400	CMB402	-	-	-	-
MKS14063R5	1400	600	300	CMB302	ESFC276	-	-	ESFB06
MKS14064R5	1400	600	400	CMB402	ESFC276	-	-	ESFB06
MKS14083R5	1400	800	300	CMB302	ESFC276	ESFM278	ESFS278	ESFB08
MKS14084R5	1400	800	400	CMB402	ESFC276	ESFM278	ESFS278	ESFB08
MKS16063R5	1600	600	300	CMB302	ESFC316	-	-	ESFB06
MKS16064R5	1600	600	400	CMB402	ESFC316	-	-	ESFB06
MKS16083R5	1600	800	300	CMB302	ESFC316	ESFM318	ESFS278	ESFB08
MKS16084R5	1600	800	400	CMB402	ESFC316	ESFM318	ESFS318	ESFB08
MKS16085R5	1600	800	500	CMB502	ESFC316	ESFM318	ESFS318	ESFB08
MKS16104R5	1600	1000	400	CMB402	ESFC316	ESFM318	ESFS318	ESFB10
MKS16105R5	1600	1000	500	CMB502	ESFC316	ESFM318	ESFS318	ESFB10
MKS18064R5	1800	600	400	CMB402	ESFC366	-	-	ESFB06
MKS18084R5	1800	800	400	CMB402	ESFC366	ESFM368	ESFS368	ESFB08
MKS18085R5	1800	800	500	CMB502	ESFC366	ESFM368	ESFS368	ESFB08
MKS18104R5	1800	1000	400	CMB402	ESFC366	ESFM368	ESFS368	ESFB10
MKS20064R5	2000	600	400	CMB402	ESFC406	-	-	ESFB06
MKS20084R5	2000	800	400	CMB402	ESFC406	ESFM408	ESFS408	ESFB08
MKS20085R5	2000	800	500	CMB502	ESFC406	ESFM408	ESFS408	ESFB08
MKS20104R5	2000	1000	400	CMB402	ESFC406	ESFM408	ESFS408	ESFB10
MKS20105R5	2000	1000	500	CMB502	ESFC406	ESFM408	ESFS408	ESFB10

## Accessories selection matrix | MKS

								
Enclosure				Mounting		Doors		
	H	W	D	Mounting profiles (19") *	Brackets for fixing 19" mounting profiles	Plain door **	Glazed door **	Inner door
MKS12064R5	1200	600	400	CIP24	CIB600	DN1206R5	DNG1206R5	DI1206R5
MKS12084R5	1200	800	400	CIP24	CIB800	DN1208R5	DNG1208R5	DI1208R5
MKS14063R5	1400	600	300	CIP29	CIB600	DN1406R5	DNG1406R5	DI1406R5
MKS14064R5	1400	600	400	CIP29	CIB600	DN1406R5	DNG1406R5	DI1406R5
MKS14083R5	1400	800	300	CIP29	CIB800	DN1408R5	DNG1408R5	DI1408R5
MKS14084R5	1400	800	400	CIP29	CIB800	DN1408R5	DNG1408R5	DI1408R5
MKS16063R5	1600	600	300	CIP33	CIB600	DN1606R5	DNG1606R5	DI1606R5
MKS16064R5	1600	600	400	CIP33	CIB600	DN1606R5	DNG1606R5	DI1606R5
MKS16083R5	1600	800	300	CIP33	CIB800	DN1608R5	DNG1608R5	DI1608R5
MKS16084R5	1600	800	400	CIP33	CIB800	DN1608R5	DNG1608R5	DI1608R5
MKS16085R5	1600	800	500	CIP33	CIB800	DN1608R5	DNG1608R5	DI1608R5
MKS16104R5	1600	1000	400	-	-	DN1610R5	-	-
MKS16105R5	1600	1000	500	-	-	DN1610R5	-	-
MKS18064R5	1800	600	400	CIP38	CIB600	DN1806R5	DNG1806R5	DI1806R5
MKS18084R5	1800	800	400	CIP38	CIB800	DN1808R5	DNG1808R5	DI1808R5
MKS18085R5	1800	800	500	CIP38	CIB800	DN1808R5	DNG1808R5	DI1808R5
MKS18104R5	1800	1000	400	-	-	DN1810R5	-	-
MKS20064R5	2000	600	400	CIP42	CIB600	DN2006R5	DNG2006R5	DI2006R5
MKS20084R5	2000	800	400	CIP42	CIB800	DN2008R5	DNG2008R5	DI2008R5
MKS20085R5	2000	800	500	CIP42	CIB800	DN2008R5	DNG2008R5	DI2008R5
MKS20104R5	2000	1000	400	-	-	DN2010R5	-	-
MKS20105R5	2000	1000	500	-	-	DN2010R5	-	-
* CIB, CID or CIWR are required.								
** DNMK is required for additional door.								

								
Enclosure				Fixing				
	H	W	D	Front/rear plinths (100 mm height)	Side plinths (100 mm height)	Front/rear plinths (200 mm height)	Side plinths (200 mm height)	Ventilated front/rear plinths
MKS12064R5	1200	600	400	PF1060	PS1040	PF2060	PS2040	PV1060
MKS12084R5	1200	800	400	PF1080	PS1040	PF2080	PS2040	PV1080
MKS14063R5	1400	600	300	PF1060	PS1030	PF2060	PS2030	PV1060
MKS14064R5	1400	600	400	PF1060	PS1040	PF2060	PS2040	PV1060
MKS14083R5	1400	800	300	PF1080	PS1030	PF2080	PS2030	PV1080
MKS14084R5	1400	800	400	PF1080	PS1040	PF2080	PS2040	PV1080
MKS16063R5	1600	600	300	PF1060	PS1030	PF2060	PS2030	PV1060
MKS16064R5	1600	600	400	PF1060	PS1040	PF2060	PS2040	PV1060
MKS16083R5	1600	800	300	PF1080	PS1030	PF2080	PS2030	PV1080
MKS16084R5	1600	800	400	PF1080	PS1040	PF2080	PS2040	PV1080
MKS16085R5	1600	800	500	PF1080	PS1050	PF2080	PS2050	PV1080
MKS16104R5	1600	1000	400	PF1100	PS1040	PF2100	PS2040	PV1100
MKS16105R5	1600	1000	500	PF1100	PS1050	PF2100	PS2050	PV1100
MKS18064R5	1800	600	400	PF1060	PS1040	PF2060	PS2040	PV1060
MKS18084R5	1800	800	400	PF1080	PS1040	PF2080	PS2040	PV1080
MKS18085R5	1800	800	500	PF1080	PS1050	PF2080	PS2050	PV1080
MKS18104R5	1800	1000	400	PF1100	PS1040	PF2100	PS2040	PV1100
MKS20064R5	2000	600	400	PF1060	PS1040	PF2060	PS2040	PV1060
MKS20084R5	2000	800	400	PF1080	PS1040	PF2080	PS2040	PV1080
MKS20085R5	2000	800	500	PF1080	PS1050	PF2080	PS2050	PV1080
MKS20104R5	2000	1000	400	PF1100	PS1040	PF2100	PS2040	PV1100
MKS20105R5	2000	1000	500	PF1100	PS1050	PF2100	PS2050	PV1100

							
Enclosure				Thermal	Cable		
	H	W	D	Ventilated roof	Cable fixing bar (mounted below bottom plates)	Cable fixing bar (mounted above bottom plates)	Ventilated bottom plates
MKS12064R5	1200	600	400	CVR0604R5	CABP600	CAB600	CVB0604
MKS12084R5	1200	800	400	CVR0804R5	CABP800	CAB800	CVB0804
MKS14063R5	1400	600	300	CVR0603R5	CABP600	CAB600	-
MKS14064R5	1400	600	400	CVR0604R5	CABP600	CAB600	CVB0604
MKS14083R5	1400	800	300	CVR0803R5	CABP800	CAB800	-
MKS14084R5	1400	800	400	CVR0804R5	CABP800	CAB800	CVB0804
MKS16063R5	1600	600	300	CVR0603R5	CABP600	CAB600	-
MKS16064R5	1600	600	400	CVR0604R5	CABP600	CAB600	CVB0604
MKS16083R5	1600	800	300	CVR0803R5	CABP800	CAB800	-
MKS16084R5	1600	800	400	CVR0804R5	CABP800	CAB800	CVB0804
MKS16085R5	1600	800	500	CVR0805R5	CABP800	CAB800	CVB0805
MKS16104R5	1600	1000	400	CVR1004R5	CABP1000	CAB1000	CVB1004
MKS16105R5	1600	1000	500	CVR1005R5	CABP1000	CAB1000	CVB1005
MKS18064R5	1800	600	400	CVR0604R5	CABP600	CAB600	CVB0604
MKS18084R5	1800	800	400	CVR0804R5	CABP800	CAB800	CVB0804
MKS18085R5	1800	800	500	CVR0805R5	CABP800	CAB800	CVB0805
MKS18104R5	1800	1000	400	CVR1004R5	CABP1000	CAB1000	CVB1004
MKS20064R5	2000	600	400	CVR0604R5	CABP600	CAB600	CVB0604
MKS20084R5	2000	800	400	CVR0804R5	CABP800	CAB800	CVB0804
MKS20085R5	2000	800	500	CVR0805R5	CABP800	CAB800	CVB0805
MKS20104R5	2000	1000	400	CVR1004R5	CABP1000	CAB1000	CVB1004
MKS20105R5	2000	1000	500	CVR1005R5	CABP1000	CAB1000	CVB1005

# Floor Standing Enclosures

Mild Steel, Compact, double door | MKD










IP 55 | TYPE 12, 13 | IK 10










# Accessories selection matrix | MKD

# 01

## Floor Standing Enclosures





												
Enclosure				Mounting								
	H	W	D	Mounting plate	Mounting profile, in H	Mounting profile, in W	Mounting profile, in D *	Click in profile, in W *	Click in profile, in D	Side mounting bar	Outer mounting profile, in W	
MKD12124R5	1200	1200	400	MP1212	CLPF1200	CLPF1200	CLPF400	CLPK1200	CLPK400	CMB402	CLPO1200	
MKD14103R5	1400	1000	300	MP1410	CLPF1400	CLPF1000	CLPF300	CLPK1000	CLPK300	CMB302	CLPO1000	
MKD14104R5	1400	1000	400	MP1410	CLPF1400	CLPF1000	CLPF400	CLPK1000	CLPK400	CMB402	CLPO1000	
MKD14123R5	1400	1200	300	MP1412	CLPF1400	CLPF1200	CLPF300	CLPK1200	CLPK300	CMB302	CLPO1200	
MKD14124R5	1400	1200	400	MP1412	CLPF1400	CLPF1200	CLPF400	CLPK1200	CLPK400	CMB402	CLPO1200	
MKD16124R5	1600	1200	400	MP1612	CLPF1600	CLPF1200	CLPF400	CLPK1200	CLPK400	CMB402	CLPO1200	
MKD16125R5	1600	1200	500	MP1612	CLPF1600	CLPF1200	CLPF500	CLPK1200	CLPK500	CMB502	CLPO1200	
MKD18124R5	1800	1200	400	MP1812	CLPF1800	CLPF1200	CLPF400	CLPK1200	CLPK400	CMB402	CLPO1200	
MKD18125R5	1800	1200	500	MP1812	CLPF1800	CLPF1200	CLPF500	CLPK1200	CLPK500	CMB502	CLPO1200	
MKD18164R5	1800	1600	400	MP1816	CLPF1800	CLPF1600	CLPF400	-	CLPK400	CMB402	-	
MKD18165R5	1800	1600	500	MP1816	CLPF1800	CLPF1600	CLPF500	-	CLPK500	CMB502	-	
MKD20124R5	2000	1200	400	MP2012	CLPF2000	CLPF1200	CLPF400	CLPK1200	CLPK400	CMB402	CLPO1200	
MKD20125R5	2000	1200	500	MP2012	CLPF2000	CLPF1200	CLPF500	CLPK1200	CLPK500	CMB502	CLPO1200	
MKD20164R5	2000	1600	400	MP2016	CLPF2000	CLPF1600	CLPF400	-	CLPK400	CMB402	-	
MKD20165R5	2000	1600	500	MP2016	CLPF2000	CLPF1600	CLPF500	-	CLPK500	CMB502	-	
* For compact enclosures (MKS/MKD) the CLPF in depth or a CLPK in width should be used in combination with CAK02 (Profile bracket for compact enclosures).												

\* For compact enclosures (MKS/MKD) the CLPF in depth or a CLPK in width should be used in combination with CAK02 (Profile bracket for compact enclosures).

										
Enclosure				Fixing					Doors	
	H	W	D	Front/rear plinths (100 mm height)	Plinth side panels (100 mm height)	Front/rear plinths (200 mm height)	Plinth side panels (200 mm height)	Ventilated front/rear plinths (100 mm height)	Plain door, left *	Plain door, right *
MKD12124R5	1200	1200	400	PF1120	PS1040	PF2120	PS2040	PV1120	DN1206LR5	DN1206RR5
MKD14103R5	1400	1000	300	PF1100	PS1030	PF2100	PS2030	PV1100	DN1405LR5	DN1405RR5
MKD14104R5	1400	1000	400	PF1100	PS1040	PF2100	PS2040	PV1100	DN1405LR5	DN1405RR5
MKD14123R5	1400	1200	300	PF1120	PS1030	PF2120	PS2030	PV1120	DN1406LR5	DN1406RR5
MKD14124R5	1400	1200	400	PF1120	PS1040	PF2120	PS2040	PV1120	DN1406LR5	DN1406RR5
MKD16124R5	1600	1200	400	PF1120	PS1040	PF2120	PS2040	PV1120	DN1606LR5	DN1606RR5
MKD16125R5	1600	1200	500	PF1120	PS1050	PF2120	PS2050	PV1120	DN1606LR5	DN1606RR5
MKD18124R5	1800	1200	400	PF1120	PS1040	PF2120	PS2040	PV1120	DN1806LR5	DN1806RR5
MKD18125R5	1800	1200	500	PF1120	PS1050	PF2120	PS2050	PV1120	DN1806LR5	DN1806RR5
MKD18164R5	1800	1600	400	2x PF1080	PS1040	2x PF2080	PS2040	2x PV1080	DN1808LR5	DN1808RR5
MKD18165R5	1800	1600	500	2x PF1080	PS1050	2x PF2080	PS2050	2x PV1080	DN1808LR5	DN1808RR5
MKD20124R5	2000	1200	400	PF1120	PS1040	PF2120	PS2040	PV1120	DN2006LR5	DN2006RR5
MKD20125R5	2000	1200	500	PF1120	PS1050	PF2120	PS2050	PV1120	DN2006LR5	DN2006RR5
MKD20164R5	2000	1600	400	2x PF1080	PS1040	2x PF2080	PS2040	2x PV1080	DN2008LR5	DN2008RR5
MKD20165R5	2000	1600	500	2x PF1080	PS1050	2x PF2080	PS2050	2x PV1080	DN2008LR5	DN2008RR5

\* DNMK is required for additional door.

# Accessories selection matrix | MKD

							
Enclosure				Thermal	Cable		
	H	W	D	Ventilated roof	Cable fixing bar (mounted below bottom plates)	Cable fixing bar (mounted above bottom plates)	Ventilated bottom plates
MKD12124R5	1200	1200	400	CVR1204R5	CABP1200	CAB1200	-
MKD14103R5	1400	1000	300	CVR1003R5	CABP1000	CAB1000	-
MKD14104R5	1400	1000	400	CVR1004R5	CABP1000	CAB1000	-
MKD14123R5	1400	1200	300	CVR1203R5	CABP1200	CAB1200	-
MKD14124R5	1400	1200	400	CVR1004R5	CABP1200	CAB1200	-
MKD16124R5	1600	1200	400	CVR1204R5	CABP1200	CAB1200	-
MKD16125R5	1600	1200	500	CVR1205R5	CABP1200	CAB1200	-
MKD18124R5	1800	1200	400	CVR1204R5	CABP1200	CAB1200	-
MKD18125R5	1800	1200	500	CVR1205R5	CABP1200	CAB1200	-
MKD18164R5	1800	1600	400	CVR1604R5	CABP800	CAB800	2x CVB0804
MKD18165R5	1800	1600	500	CVR1605R5	CABP800	CAB800	2x CVB0805
MKD20124R5	2000	1200	400	CVR1204R5	CABP1200	CAB1200	-
MKD20125R5	2000	1200	500	CVR1205R5	CABP1200	CAB1200	-
MKD20164R5	2000	1600	400	CVR1604R5	CABP800	CAB800	2x CVB0804
MKD20165R5	2000	1600	500	CVR1605R5	CABP800	CAB800	2x CVB0805



# 01

## Floor Standing Enclosures



















# Floor Standing Enclosures

Stainless Steel, Combinable, single door | MCSS











IP 55 | TYPE 12, 13 | IK 10





										
Enclosure				Mounting						
	H	W	D	Mounting plate	Wide mounting plate *	Transversal sliding profiles	Mounting profiles (19") **	Brackets for fixing 19" mounting profiles	Side mounting bar	
MCSS18065	1800	600	500	MP1806	MPW1806	MTS600	CIP38	CIB600	CMB502	
MCSS18085	1800	800	500	MP1808	MPW1808	MTS800	CIP38	CIB800	CMB502	
MCSS18105	1800	1000	500	MP1810	MPW1810	MTS1000	-	-	CMB502	
MCSS20066	2000	600	600	MP2006	MPW2006	MTS600	CIP42	CIB600	CMB602	
MCSS20086	2000	800	600	MP2008	MPW2008	MTS800	CIP42	CIB800	CMB602	
MCSS20106	2000	1000	600	MP2010	MPW2010	MTS1000	-	-	CMB602	
* MTS is required. ** CIB, CID or CIWR are required.										
										
Enclosure				Mounting						
	H	W	D	Mounting profile, in H	Mounting profile, in W	Mounting profile, in D	Click in profile, in W	Click in profile, in D	Outer mounting profile, in W	Outer mounting profile, in D
MCSS18065	1800	600	500	CLPF1800	CLPF600	CLPF500	CLPK600	CLPK500	CLPO600	CLPO500
MCSS18085	1800	800	500	CLPF1800	CLPF800	CLPF500	CLPK800	CLPK500	CLPO800	CLPO500
MCSS18105	1800	1000	500	CLPF1800	CLPF1000	CLPF500	CLPK1000	CLPK500	CLPO1000	CLPO500
MCSS20066	2000	600	600	CLPF2000	CLPF600	CLPF600	CLPK600	CLPK600	CLPO600	CLPO600
MCSS20086	2000	800	600	CLPF2000	CLPF800	CLPF600	CLPK800	CLPK600	CLPO800	CLPO600
MCSS20106	2000	1000	600	CLPF2000	CLPF1000	CLPF600	CLPK1000	CLPK600	CLPO1000	CLPO600
										
Enclosure				Fixing						
	H	W	D	Full height swing frame *	Swing frame middle mounted *	Swing frame side mounted *	Swing frame transversal support bars			
MCSS18065	1800	600	500	ESFC366	-	-	ESFB06			
MCSS18085	1800	800	500	ESFC366	ESFM368	ESFS368	ESFB08			
MCSS18105	1800	1000	500	ESFC366	ESFM368	ESFS368	ESFB10			
MCSS20066	2000	600	600	ESFC406	-	-	ESFB06			
MCSS20086	2000	800	600	ESFC406	ESFM408	ESFS408	ESFB08			
MCSS20106	2000	1000	600	ESFC406	ESFM408	ESFS408	ESFB10			
* ESFB is required.										

## Accessories selection matrix | MCSS

									
Enclosure				Fixing					
	H	W	D	Front/rear plinths (100 mm height)	Plinth side panels (100 mm height)	Front/rear plinths (200 mm height)	Plinth side panels (200 mm height)		
MCSS18065	1800	600	500	PFS1060	PSS1050	PFS2060	PSS2050		
MCSS18085	1800	800	500	PFS1080	PSS1050	PFS2080	PSS2050		
MCSS18105	1800	1000	500	PFS1100	PSS1050	PFS2100	PSS2050		
MCSS20066	2000	600	600	PFS1060	PSS1060	PFS2060	PSS2060		
MCSS20086	2000	800	600	PFS1080	PSS1060	PFS2080	PSS2060		
MCSS20106	2000	1000	600	PFS1100	PSS1060	PFS2100	PSS2060		
									
Enclosure				Doors			Baying		Cable
	H	W	D	Plain door *	Glazed door *	Inner door	Side panels	Segregation plate **	Cable fixing bar (mounted above bottom plates)
MCSS18065	1800	600	500	DNSS1806	DNGS1806	DI1806R5	SPMS1805	SPDS1805	CAB600
MCSS18085	1800	800	500	DNSS1808	DNGS1808	DI1808R5	SPMS1805	SPDS1805	CAB800
MCSS18105	1800	1000	500	DNSS1810	DNGS1810	-	SPMS1805	SPDS1805	CAB1000
MCSS20066	2000	600	600	DNSS2006	DNGS2006	DI2006R5	SPMS2006	SPDS2006	CAB600
MCSS20086	2000	800	600	DNSS2008	DNGS2008	DI2008R5	SPMS2006	SPDS2006	CAB800
MCSS20106	2000	1000	600	DNSS2010	DNGS2010	-	SPMS2006	SPDS2006	CAB1000
* DNMKS is required for each additional door.									
** CCJ is required.									











# Floor Standing Enclosures




Stainless Steel, Combinable, double door | MCDS

IP 55 | TYPE 12, 13 | IK 10



											
Enclosure				Mounting							
	H	W	D	Mounting plate	Wide mounting plate *	Transversal sliding profiles	Mounting profile, in H	Mounting profile, in W	Mounting profile, in D	Outer mounting profile, in W	Outer mounting profile, in D
MCDS18105	1800	1000	500	MP1810	MPW1810	MTS1000	CLPF1800	CLPF1000	CLPF500	CLPO1000	CLPO500
MCDS18125	1800	1200	500	MP1812	MPW1812	MTS1200	CLPF1800	CLPF1200	CLPF500	CLPO1200	CLPO500
MCDS20126	2000	1200	600	MP2012	MPW2012	MTS1200	CLPF2000	CLPF1200	CLPF600	CLPO1200	CLPO600

\* MTS is required.

						
Enclosure				Mounting		
	H	W	D	Click in profile, in W	Click in profile, in D	Side mounting bar
MCDS18105	1800	1000	500	CLPK1000	CLPK500	CMB502
MCDS18125	1800	1200	500	CLPK1200	CLPK500	CMB502
MCDS20126	2000	1200	600	CLPK1200	CLPK600	CMB602

							
Enclosure				Fixing			
	H	W	D	Front/rear plinths (100 mm height)	Plinth side panels (100 mm height)	Front/rear plinths (200 mm height)	Plinth side panels (200 mm height)
MCDS18105	1800	1000	500	PFS1100	PSS1050	PFS2100	PSS2050
MCDS18125	1800	1200	500	PFS1120	PSS1050	PFS2120	PSS2050
MCDS20126	2000	1200	600	PFS1120	PSS1060	PFS2120	PSS2060

								
Enclosure				Doors		Baying		Cable
	H	W	D	Plain door, left *	Plain door, right *	Side panels	Segregation plate **	Cable fixing bar (mounted above bottom plates)
MCDS18105	1800	1000	500	DNSS1810L	DNSS1810R	SPMS1805	SPDS1805	CAB1000
MCDS18125	1800	1200	500	DNSS1812L	DNSS1812R	SPMS1805	SPDS1805	CAB1200
MCDS20126	2000	1200	600	DNSS2012L	DNSS2012R	SPMS2006	SPDS2006	CAB1200

\* DNMS is required for each additional door.

\*\* CCJ is required.

**Floor Standing Enclosures**  
Stainless Steel, Compact, single door | EKSS

IP 66 | TYPE 4X, 12, 13 | IK 10





Enclosure				Mounting							
	H	W	D	Mounting plate	Mounting profile, in H	Mounting profile, in W	Mounting profile, in D *	Click in profile, in W *	Click in profile, in D	Side mounting bar	Outer mounting profile, in W
EKSS14084	1400	800	400	MP1408	CLPF1400	CLPF800	CLPF400	CLPK800	CLPK400	CMB402	CLPO800
EKSS16064	1600	600	400	MP1606	CLPF1600	CLPF600	CLPF400	CLPK600	CLPK400	CMB402	CLPO600
EKSS16084	1600	800	400	MP1608	CLPF1600	CLPF800	CLPF400	CLPK800	CLPK400	CMB402	CLPO800
EKSS16104	1600	1000	400	MP1610	CLPF1600	CLPF1000	CLPF400	CLPK1000	CLPK400	CMB402	CLPO1000
EKSS18064	1800	600	400	MP1806	CLPF1800	CLPF600	CLPF400	CLPK600	CLPK400	CMB402	CLPO600
EKSS18084	1800	800	400	MP1808	CLPF1800	CLPF800	CLPF400	CLPK800	CLPK400	CMB402	CLPO800
EKSS18104	1800	1000	400	MP1810	CLPF1800	CLPF1000	CLPF400	CLPK1000	CLPK400	CMB402	CLPO1000
EKSS20084	2000	800	400	MP2008	CLPF2000	CLPF800	CLPF400	CLPK800	CLPK400	CMB402	CLPO800
EKSS20104	2000	1000	400	MP2010	CLPF2000	CLPF1000	CLPF400	CLPK1000	CLPK400	CMB402	CLPO1000








\* For compact (EKSS/EKDS) the CLPF in depth or a CLPK in width should be used in combination with CAK02 (Profile bracket for compact enclosures).

Enclosure				Mounting					
	H	W	D	Full height swing frame *	Swing frame middle mounted *	Swing frame side mounted *	Swing frame transversal support bars	Mounting profiles (19") **	Brackets for fixing 19" mounting profiles
EKSS14084	1400	800	400	ESFC276	ESFM278	ESFS278	ESFB08	CIP29	CIB800
EKSS16064	1600	600	400	ESFC316	-	-	ESFB06	CIP33	CIB600
EKSS16084	1600	800	400	ESFC316	ESFM318	ESFS318	ESFB08	CIP33	CIB800
EKSS16104	1600	1000	400	ESFC316	ESFM318	ESFS318	ESFB10	-	-
EKSS18064	1800	600	400	ESFC366	-	-	ESFB06	CIP38	CIB600
EKSS18084	1800	800	400	ESFC366	ESFM368	ESFS368	ESFB08	CIP38	CIB800
EKSS18104	1800	1000	400	ESFC366	ESFM368	ESFS368	ESFB10	-	-
EKSS20084	2000	800	400	ESFC406	ESFM408	ESFS408	ESFB08	CIP42	CIB800
EKSS20104	2000	1000	400	ESFC406	ESFM408	ESFS408	ESFB10	-	-

\* ESFB is required.

\*\* CIB, CID or CIWR are required.

## Accessories selection matrix | EKSS

							
<b>Enclosure</b>				<b>Fixing</b>			
	<b>H</b>	<b>W</b>	<b>D</b>	<b>Front/rear plinths (100 mm height)</b>	<b>Plinth side panels (100 mm height)</b>	<b>Front/rear plinths (200 mm height)</b>	<b>Plinth side panels (200 mm height)</b>
EKSS14084	1400	800	400	PFS1080	PSS1040	PFS2080	PSS2040
EKSS16064	1600	600	400	PFS1060	PSS1040	PFS2060	PSS2040
EKSS16084	1600	800	400	PFS1080	PSS1040	PFS2080	PSS2040
EKSS16104	1600	1000	400	PFS1100	PSS1040	PFS2100	PSS2040
EKSS18064	1800	600	400	PFS1060	PSS1040	PFS2060	PSS2040
EKSS18084	1800	800	400	PFS1080	PSS1040	PFS2080	PSS2040
EKSS18104	1800	1000	400	PFS1100	PSS1040	PFS2100	PSS2040
EKSS20084	2000	800	400	PFS1080	PSS1040	PFS2080	PSS2040
EKSS20104	2000	1000	400	PFS1100	PSS1040	PFS2100	PSS2040
							
<b>Enclosure</b>				<b>Doors</b>		<b>Cable</b>	
	<b>H</b>	<b>W</b>	<b>D</b>	<b>Plain door *</b>	<b>Glazed door *</b>	<b>Cable fixing bar (mounted above bottom plates)</b>	
EKSS14084	1400	800	400	DNSS1408	DNGS1408	CAB800	
EKSS16064	1600	600	400	DNSS1606	DNGS1606	CAB600	
EKSS16084	1600	800	400	DNSS1608	DNGS1608	CAB800	
EKSS16104	1600	1000	400	DNSS1610	DNGS1610	CAB1000	
EKSS18064	1800	600	400	DNSS1806	DNGS1806	CAB600	
EKSS18084	1800	800	400	DNSS1808	DNGS1808	CAB800	
EKSS18104	1800	1000	400	DNSS1810	DNGS1810	CAB1000	
EKSS20084	2000	800	400	DNSS2008	DNGS2008	CAB800	
EKSS20104	2000	1000	400	DNSS2010	DNGS2010	CAB1000	

\* DNMKIS is required for each additional door.



# 01

## Floor Standing Enclosures









# Floor Standing Enclosures



Stainless Steel, Compact, double door | EKDS

IP 55 | TYPE 12, 13 | IK 10; IP 66 | TYPE 4X (on request)






											
Enclosure				Mounting							
	H	W	D	Mounting plate	Mounting profile, in H	Mounting profile, in W	Mounting profile, in D *	Click in profile, in W	Click in profile, in D	Side mounting bar	Outer mounting profile, in W
EKDS12124	1200	1200	400	MP1212	CLPF1200	CLPF1200	CLPF400	CLPK1200	CLPK400	CMB402	CLPO1200
EKDS16124	1600	1200	400	MP1612	CLPF1600	CLPF1200	CLPF400	CLPK1200	CLPK400	CMB402	CLPO1200
EKDS18124	1800	1200	400	MP1812	CLPF1800	CLPF1200	CLPF400	CLPK1200	CLPK400	CMB402	CLPO1200
EKDS18164	1800	1600	400	MP1816	CLPF1800	-	CLPF400	-	CLPK400	CMB402	-
EKDS20124	2000	1200	400	MP2012	CLPF2000	CLPF1200	CLPF400	CLPK1200	CLPK400	CMB402	CLPO1200
EKDS20164	2000	1600	400	MP2016	CLPF2000	-	CLPF400	-	CLPK400	CMB402	-

\* For compact (EKSS/EKDS) the CLPF in depth or a CLPK in width should be used in combination with CAK02 (Profile bracket for compact enclosures).

							
Enclosure				Fixing			
	H	W	D	Front/rear plinths (100 mm height)	Plinth side panels (100 mm height)	Front/rear plinths (200 mm height)	Plinth side panels (200 mm height)
EKDS12124	1200	1200	400	PFS1120	PSS1040	PFS2120	PSS2040
EKDS16124	1600	1200	400	PFS1120	PSS1040	PFS2120	PSS2040
EKDS18124	1800	1200	400	PFS1120	PSS1040	PFS2120	PSS2040
EKDS18164	1800	1600	400	2x PFS1080	PSS1040	2x PFS2080	PSS2040
EKDS20124	2000	1200	400	PFS1120	PSS1040	PFS2120	PSS2040
EKDS20164	2000	1600	400	2x PFS1080	PSS1040	2x PFS2080	PSS2040

						
Enclosure				Doors		Cable
	H	W	D	Plain door, left *	Plain door, right *	Cable fixing bar (mounted above bottom plates)
EKDS12124	1200	1200	400	DNSS1212L	DNSS1212R	CAB1200/2x CAB600
EKDS16124	1600	1200	400	DNSS1612L	DNSS1612R	CAB1200/2x CAB600
EKDS18124	1800	1200	400	DNSS1812L	DNSS1812R	CAB1200/2x CAB600
EKDS18164	1800	1600	400	DNSS1816L	DNSS1816R	2x CAB800
EKDS20124	2000	1200	400	DNSS2012L	DNSS2012R	CAB1200/2x CAB600
EKDS20164	2000	1600	400	DNSS2016L	DNSS2016R	2x CAB800

\* DNMS is required for each additional door.

# Floor Standing Enclosures

Aluminium, Combinable, double wall | ECOM

IP 66 | TYPE 4X, 12, 13 | IK 10



										
Enclosure				Mounting						
	H	W	D	Mounting plate	Aluminium mounting plate	Mounting profile, in H	Mounting profile, in W	Mounting profile, in D	Outer mounting profile, in W	Outer mounting profile, in D
ECOM16066	1600	600	600	MP1606	MPAL1606	CLPF1600	CLPF600	CLPF600	CLPO600	CLPO600
ECOM16086	1600	800	600	MP1608	MPAL1608	CLPF1600	CLPF800	CLPF600	CLPO800	CLPO600
ECOM18066	1800	600	600	MP1806	MPAL1806	CLPF1800	CLPF600	CLPF600	CLPO600	CLPO600
ECOM18086	1800	800	600	MP1808	MPAL1808	CLPF1800	CLPF800	CLPF600	CLPO800	CLPO600
ECOM20066	2000	600	600	MP2006	MPAL2006	CLPF2000	CLPF600	CLPF600	CLPO600	CLPO600
ECOM20086	2000	800	600	MP2008	MPAL2008	CLPF2000	CLPF800	CLPF600	CLPO800	CLPO600
										
Enclosure				Mounting						
	H	W	D	Click in profile, in W	Click in profile, in D	Mounting profiles (19") *	Brackets for fixing 19" mounting profiles	Carrier bars, in D	Carrier bars, in W	
ECOM16066	1600	600	600	CLPK600	CLPK600	CIP33	CIB600	CB600	CB600	
ECOM16086	1600	800	600	CLPK800	CLPK600	CIP33	CIB800	CB600	CB800	
ECOM18066	1800	600	600	CLPK600	CLPK600	CIP38	CIB600	CB600	CB600	
ECOM18086	1800	800	600	CLPK800	CLPK600	CIP38	CIB800	CB600	CB800	
ECOM20066	2000	600	600	CLPK600	CLPK600	CIP42	CIB600	CB600	CB600	
ECOM20086	2000	800	600	CLPK800	CLPK600	CIP42	CIB800	CB600	CB800	
* CIB, CID or CIWR are required.										
										
Enclosure				Fixing	Cable		Baying			
	H	W	D	Plinth (100 mm height)	Aluminium bottom plates		Double wall aluminium side panels	Segregation plate *		
ECOM16066	1600	600	600	PFAL1066	CBPA066		SPMA1606	-		
ECOM16086	1600	800	600	PFAL1086	CBPA086		SPMA1608	-		
ECOM18066	1800	600	600	PFAL1066	CBPA066		SPMA1806	-		
ECOM18086	1800	800	600	PFAL1086	CBPA086		SPMA1808	-		
ECOM20066	2000	600	600	PFAL1066	CBPA066		SPMA2006	SPDS2006		
ECOM20086	2000	800	600	PFAL1086	CBPA086		SPMA2008	SPDS2006		
* CCJ is required.										



# Floor Standing Enclosures

Aluminium, Compact, double wall | EKOM









IP 66 | TYPE 4X, 12, 13 | IK 10



# Accessories selection matrix | EKOM

# 01

## Floor Standing Enclosures

												
Enclosure				Mounting								
	H	W	D	Mounting plate	Aluminium mounting plate	Mounting profile, in H	Mounting profile, in W	Mounting profile, in D	Click in profile, in W	Click in profile, in D	Outer mounting profile, in W	Outer mounting profile, in D
EKOM12066	1200	600	600	MP1206	MPAL1206	CLPF1200	CLPF600	CLPF600	CLPK600	CLPK600	CLP0600	CLP0600
EKOM12086	1200	800	600	MP1208	MPAL1208	CLPF1200	CLPF600	CLPF600	CLPK800	CLPK600	CLP0600	CLP0600
EKOM12126	1200	1200	600	2x MP1206	2x MPAL1206	CLPF1200	2x CLPF600	2x CLPF600	2x CLPK600	2x CLPK600	2x CLP0600	2x CLP0600
EKOM14066	1400	600	600	MP1406	MPAL1406	CLPF1400	CLPF600	CLPF600	CLPK600	CLPK600	CLP0600	CLP0600
EKOM14086	1400	800	600	MP1408	MPAL1408	CLPF1400	CLPF800	CLPF600	CLPK800	CLPK600	CLP0800	CLP0600
EKOM14185	1400	1800	500	3x MP1406	3x MPAL1406	CLPF1400	3x CLPF600	CLPF500	3x CLPK600	CLPK500	3x CLP0600	CLP0500

									
Enclosure				Mounting				Fixing	Cable
	H	W	D	Mounting profiles (19") *	Brackets for fixing 19" mounting profiles	Carrier bars, in D	Carrier bars, in W	Plinth (100 mm height)	Aluminium bottom plates
EKOM12066	1200	600	600	CIP24	CIB600	CB600	CB600	PFAL1066	CBPA066
EKOM12086	1200	800	600	CIP24	CIB800	CB600	CB800	PFAL1086	CBPA086
EKOM12126	1200	1200	600	CIP24	2x CIB600	2x CB600	2x CB600	PFAL1126	2x CBPA066
EKOM14066	1400	600	600	CIP29	CIB600	CB600	CB600	PFAL1066	CBPA066
EKOM14086	1400	800	600	CIP29	CIB800	CB600	CB800	PFAL1086	CBPA086
EKOM14185	1400	1800	500	CIP29	3x CIB600	CB500	3x CB600	PFAL1185	3x CBPA065

\* CIB, CID or CIWR are required.

# Floor Standing Enclosures

Aluminium, Compact, single wall | EKOM-SW

IP 66 | TYPE 4X, 12, 13 | IK 10














# Accessories selection matrix | EKOM-SW

# 01

## Floor Standing Enclosures

												
Enclosure				Mounting								
	H	W	D	Mounting plate	Aluminium mounting plate	Mounting profile, in H	Mounting profile, in W	Mounting profile, in D	Click in profile, in W	Click in profile, in D	Outer mounting profile, in W	Outer mounting profile, in D
EKOM12064-SW	1200	600	400	MP1206	MPAL1206	CLPF1200	CLPF600	CLPF400	CLPK600	CLPK400	CLPO600	CLPO400
EKOM12066-SW	1200	600	600	MP1206	MPAL1206	CLPF1200	CLPF600	CLPF600	CLPK600	CLPK600	CLPO600	CLPO600
EKOM12084-SW	1200	800	400	MP1208	MPAL1208	CLPF1200	CLPF800	CLPF400	CLPK800	CLPK400	CLPO800	CLPO400
EKOM12086-SW	1200	800	600	MP1208	MPAL1208	CLPF1200	CLPF800	CLPF600	CLPK800	CLPK600	CLPO800	CLPO600
EKOM12124-SW	1200	1200	400	2x MP1206	2x MPAL1206	CLPF1200	2x CLPF600	CLPF400	2x CLPK600	CLPK400	2x CLPO600	CLPO400
EKOM14184-SW	1400	1800	400	3x MP1406	3x MPAL1406	CLPF1400	3x CLPF600	CLPF400	3x CLPK600	CLPK400	3x CLPO600	CLPO400

									
Enclosure				Mounting				Fixing	Cable
	H	W	D	Mounting profiles (19") *	Brackets for fixing 19" mounting profiles	Carrier bars, in D	Carrier bars, in W	Plinth (100 mm height)	Aluminium bottom plates
EKOM12064-SW	1200	600	400	CIP24	CIB600	CB400	CB600	PFAL1064	CBPA064
EKOM12066-SW	1200	600	600	CIP24	CIB600	CB600	CB600	PFAL1066	CBPA066
EKOM12084-SW	1200	800	400	CIP24	CIB800	CB400	CB800	PFAL1084	CBPA084
EKOM12086-SW	1200	800	600	CIP24	CIB800	CB600	CB800	PFAL1086	CBPA086
EKOM12124-SW	1200	1200	400	CIP24	2x CIB600	CB400	2x CB600	PFAL1124	2x CBPA064
EKOM14184-SW	1400	1800	400	CIP29	3x CIB600	CB400	3x CB600	PFAL1184	3x CBPA064







\* CIB, CID or CIWR are required.

# Wall Mounted Enclosures







Mild steel, single door enclosure | MAS

IP 66 | TYPE 4, 12, 13 | IK 10



									
Enclosure				Mounting					Modular System
	H	W	D	Steel mounting plate	Insulated mounting plate	Telequick mounting plate	Depth adjustment kit	Depth interior profile	Modular chassis
MAS0202015R5	200	200	155	AMP02020	AMI02020	-	AMG155	-	-
MAS0252015R5	250	200	155	AMP02520	AMI02520	-	AMG155	-	-
MAS0252515R5	250	250	155	AMP02525	AMI02525	-	AMG155	-	-
MAS0302515R5	300	250	155	AMP03025	AMI03025	-	AMG155	-	AC03025R5
MAS0302521R5	300	250	210	AMP03025	AMI03025	-	AMG210	DIP210	AC03025R5
MAS0303015R5	300	300	155	AMP03030	AMI03030	-	AMG155	-	-
MAS0303021R5	300	300	210	AMP03030	AMI03030	-	AMG210	DIP210	-
MAS0352515R5	350	250	155	AMP03525	AMI03525	-	AMG155	-	-
MAS0403015R5	400	300	155	AMP04030	AMI04030	AMT04030	AMG155	-	AC04030R5
MAS0403021R5	400	300	210	AMP04030	AMI04030	AMT04030	AMG210	DIP210	AC04030R5
MAS0404021R5	400	400	210	AMP04040	AMI04040	AMT04040	AMG210	DIP210	-
MAS0405021R5	400	500	210	AMP04050	AMI04050	AMT04050	AMG210	DIP210	-
MAS0406021R5	400	600	210	AMP04060	AMI04060	AMT04060	AMG210	DIP210	-
MAS0503021R5	500	300	210	AMP05030	AMI05030	AMT05030	AMG210	DIP210	-
MAS0504015R5	500	400	155	AMP05040	AMI05040	AMT05040	AMG155	-	AC05040R5
MAS0504021R5	500	400	210	AMP05040	AMI05040	AMT05040	AMG210	DIP210	AC05040R5
MAS0504026R5	500	400	260	AMP05040	AMI05040	AMT05040	AMG260	DIP260	AC05040R5
MAS0504030R5	500	400	300	AMP05040	AMI05040	AMT05040	AMG300	DIP300	AC05040R5
MAS0505021R5	500	500	210	AMP05050	AMI05050	AMT05050	AMG210	DIP210	-
MAS0505030R5	500	500	300	AMP05050	AMI05050	AMT05050	AMG300	DIP300	-
MAS0604015R5	600	400	155	AMP06040	AMI06040	AMT06040	AMG155	-	AC06040R5
MAS0604021R5	600	400	210	AMP06040	AMI06040	AMT06040	AMG210	DIP210	AC06040R5
MAS0604026R5	600	400	260	AMP06040	AMI06040	AMT06040	AMG260	DIP260	AC06040R5
MAS0604030R5	600	400	300	AMP06040	AMI06040	AMT06040	AMG300	DIP300	AC06040R5
MAS0605015R5	600	500	155	AMP06050	AMI06050	AMT06050	AMG155	-	-
MAS0605021R5	600	500	210	AMP06050	AMI06050	AMT06050	AMG210	DIP210	-
MAS0605026R5	600	500	260	AMP06050	AMI06050	AMT06050	AMG260	DIP260	-
MAS0605030R5	600	500	300	AMP06050	AMI06050	AMT06050	AMG300	DIP300	-
MAS0606021R5	600	600	210	AMP06060	AMI06060	AMT06060	AMG210	DIP210	AC06060R5
MAS0606030R5	600	600	300	AMP06060	AMI06060	AMT06060	AMG300	DIP300	AC06060R5
MAS0606040R5	600	600	400	AMP06060	AMI06060	AMT06060	AMG400	DIP400	AC06060R5
MAS0608030R5	600	800	300	AMP06080	AMI06080	AMT06080	AMG300	DIP300	-
MAS0705021R5	700	500	210	AMP07050	AMI07050	AMT07050	AMG210	DIP210	AC07050R5
MAS0705026R5	700	500	260	AMP07050	AMI07050	AMT07050	AMG260	DIP260	AC07050R5
MAS0804030R5	800	400	300	AMP08040	AMI08040	AMT08040	AMG300	DIP300	-
MAS0806021R5	800	600	210	AMP08060	AMI08060	AMT08060	AMG210	DIP210	AC08060R5
MAS0806026R5	800	600	260	AMP08060	AMI08060	AMT08060	AMG260	DIP260	AC08060R5
MAS0806030R5	800	600	300	AMP08060	AMI08060	AMT08060	AMG300	DIP300	AC08060R5
MAS0806040R5	800	600	400	AMP08060	AMI08060	AMT08060	AMG400	DIP400	AC08060R5
MAS0808021R5	800	800	210	AMP08080	AMI08080	AMT08080	AMG210	DIP210	-
MAS0808030R5	800	800	300	AMP08080	AMI08080	AMT08080	AMG300	DIP300	-
MAS0808040R5	800	800	400	AMP08080	AMI08080	AMT08080	AMG400	DIP400	-
MAS1006026R5	1000	600	260	AMP10060	AMI10060	AMT10060	AMG260	DIP260	AC10060R5
MAS1006030R5	1000	600	300	AMP10060	AMI10060	AMT10060	AMG300	DIP300	AC10060R5
MAS1008026R5	1000	800	260	AMP10080	AMI10080	AMT10080	AMG260	DIP260	AC10080R5
MAS1008030R5	1000	800	300	AMP10080	AMI10080	AMT10080	AMG300	DIP300	AC10080R5
MAS1008040R5	1000	800	400	AMP10080	AMI10080	AMT10080	AMG400	DIP400	AC10080R5
MAS1206030R5	1200	600	300	AMP12060	AMI12060	AMT12060	AMG300	DIP300	-
MAS1208030R5	1200	800	300	AMP12080	AMI12080	AMT12080	AMG300	DIP300	-
MAS1208040R5	1200	800	400	AMP12080	AMI12080	AMT12080	AMG400	DIP400	-






## Accessories selection matrix | MAS







									
Enclosure				Fixing					
	H	W	D	Wall mounting brackets	Pole fixation	Front/rear plinths (100 mm height)	Side plinths (100 mm height)	Front/rear plinths (200 mm height)	Side plinths (200 mm height)
MAS0202015R5	200	200	155	AW41	-	-	-	-	-
MAS0252015R5	250	200	155	AW41	-	-	-	-	-
MAS0252515R5	250	250	155	AW41	-	-	-	-	-
MAS0302515R5	300	250	155	AW41	-	-	-	-	-
MAS0302521R5	300	250	210	AW41	-	-	-	-	-
MAS0303015R5	300	300	155	AW41	EPF0300	-	-	-	-
MAS0303021R5	300	300	210	AW41	EPF0300	-	-	-	-
MAS0352515R5	350	250	155	AW41	-	-	-	-	-
MAS0403015R5	400	300	155	AW41	EPF0300	-	-	-	-
MAS0403021R5	400	300	210	AW41	EPF0300	-	-	-	-
MAS0404021R5	400	400	210	AW41	EPF0400	-	-	-	-
MAS0405021R5	400	500	210	AW41	EPF0500	-	-	-	-
MAS0406021R5	400	600	210	AW41	EPF0600	-	-	-	-
MAS0503021R5	500	300	210	AW41	EPF0300	-	-	-	-
MAS0504015R5	500	400	155	AW41	EPF0400	-	-	-	-
MAS0504021R5	500	400	210	AW41	EPF0400	-	-	-	-
MAS0504026R5	500	400	260	AW41	EPF0400	P1040	PA1026	P2040	PA2026
MAS0504030R5	500	400	300	AW41	EPF0400	P1040	PA1030	P2040	PA2030
MAS0505021R5	500	500	210	AW41	EPF0500	-	-	-	-
MAS0505030R5	500	500	300	AW41	EPF0500	P1050	PA1030	P2050	PA2030
MAS0604015R5	600	400	155	AW41	EPF0400	-	-	-	-
MAS0604021R5	600	400	210	AW41	EPF0400	-	-	-	-
MAS0604026R5	600	400	260	AW41	EPF0400	P1040	PA1026	P2040	PA2026
MAS0604030R5	600	400	300	AW41	EPF0400	P1040	PA1030	P2040	PA2030
MAS0605015R5	600	500	155	AW41	EPF0500	-	-	-	-
MAS0605021R5	600	500	210	AW41	EPF0500	-	-	-	-
MAS0605026R5	600	500	260	AW41	EPF0500	P1050	PA1026	P2050	PA2026
MAS0605030R5	600	500	300	AW41	EPF0500	P1050	PA1030	P2050	PA2030
MAS0606021R5	600	600	210	AW41	EPF0600	-	-	-	-
MAS0606030R5	600	600	300	AW41	EPF0600	P1060	PA1030	P2060	PA2030
MAS0606040R5	600	600	400	AW41	EPF0600	P1060	PA1040	P2060	PA2040
MAS0608030R5	600	800	300	AW41	EPF0800	P1080	PA1030	P2080	PA2030
MAS0705021R5	700	500	210	AW41	EPF0500	-	-	-	-
MAS0705026R5	700	500	260	AW41	EPF0500	P1050	PA1026	P2050	PA2026
MAS0804030R5	800	400	300	AW41	EPF0400	P1040	PA1030	P2040	PA2030
MAS0806021R5	800	600	210	AW41	EPF0600	-	-	-	-
MAS0806026R5	800	600	260	AW41	EPF0600	P1060	PA1026	P2060	PA2026
MAS0806030R5	800	600	300	AW41	EPF0600	P1060	PA1030	P2060	PA2030
MAS0806040R5	800	600	400	AW41	EPF0600	P1060	PA1040	P2060	PA2040
MAS0808021R5	800	800	210	AW41	EPF0800	-	-	-	-
MAS0808030R5	800	800	300	AW41	EPF0800	P1080	PA1030	P2080	PA2030
MAS0808040R5	800	800	400	AW41	EPF0800	P1080	PA1040	P2080	PA2040
MAS1006026R5	1000	600	260	AW41	EPF0600	P1060	PA1026	P2060	PA2026
MAS1006030R5	1000	600	300	AW41	EPF0600	P1060	PA1030	P2060	PA2030
MAS1008026R5	1000	800	260	AW41	EPF0800	P1080	PA1026	P2080	PA2026
MAS1008030R5	1000	800	300	AW41	EPF0800	P1080	PA1030	P2080	PA2030
MAS1008040R5	1000	800	400	AW41	EPF0800	P1080	PA1040	P2080	PA2040
MAS1206030R5	1200	600	300	AW41	EPF0600	P1060	PA1030	P2060	PA2030
MAS1208030R5	1200	800	300	AW41	EPF0800	P1080	PA1030	P2080	PA2030
MAS1208040R5	1200	800	400	AW41	EPF0800	P1080	PA1040	P2080	PA2040



Enclosure				Doors				Locks
	H	W	D	Inner door	Transparent door	Glazed door	Transparent aluminium door	Padlocking
MAS0202015R5	200	200	155	-	-	-	-	PLC01
MAS0252015R5	250	200	155	-	-	-	-	PLC01
MAS0252515R5	250	250	155	-	-	-	-	PLC01
MAS0302515R5	300	250	155	-	ADT03025R5	ADC03025R5	-	PLC01
MAS0302521R5	300	250	210	-	ADT03025R5	ADC03025R5	-	PLC01
MAS0303015R5	300	300	155	-	ADT03030R5	ADC03030R5	ADA03030	PLC01
MAS0303021R5	300	300	210	-	ADT03030R5	ADC03030R5	ADA03030	PLC01
MAS0352515R5	350	250	155	-	-	-	-	PLC01
MAS0403015R5	400	300	155	ADI04030R5	ADT04030R5	ADC04030R5	ADA04030	PLC01
MAS0403021R5	400	300	210	ADI04030R5	ADT04030R5	ADC04030R5	ADA04030	PLC01
MAS0404021R5	400	400	210	ADI04040R5	ADT04040R5	ADC04040R5	ADA04040	PLC01
MAS0405021R5	400	500	210	ADI04050R5	-	-	-	PLC01
MAS0406021R5	400	600	210	ADI04060R5	-	-	ADA04060	PLC01
MAS0503021R5	500	300	210	ADI05030R5	ADT05030R5	ADC05030R5	ADA05030	PLC01
MAS0504015R5	500	400	155	ADI05040R5	ADT05040R5	ADC05040R5	ADA05040	PLC01
MAS0504021R5	500	400	210	ADI05040R5	ADT05040R5	ADC05040R5	ADA05040	PLC01
MAS0504026R5	500	400	260	ADI05040R5	ADT05040R5	ADC05040R5	ADA05040	PLC01
MAS0504030R5	500	400	300	ADI05040R5	ADT05040R5	ADC05040R5	ADA05040	PLC01
MAS0505021R5	500	500	210	ADI05050R5	-	-	-	PLC01
MAS0505030R5	500	500	300	ADI05050R5	-	-	-	PLC01
MAS0604015R5	600	400	155	ADI06040R5	ADT06040R5	ADC06040R5	ADAB06040	PLC01
MAS0604021R5	600	400	210	ADI06040R5	ADT06040R5	ADC06040R5	ADAB06040	PLC01
MAS0604026R5	600	400	260	ADI06040R5	ADT06040R5	ADC06040R5	ADAB06040	PLC01
MAS0604030R5	600	400	300	ADI06040R5	ADT06040R5	ADC06040R5	ADAB06040	PLC01
MAS0605015R5	600	500	155	ADI06050R5	ADT06050R5	ADC06050R5	-	PLC01
MAS0605021R5	600	500	210	ADI06050R5	ADT06050R5	ADC06050R5	-	PLC01
MAS0605026R5	600	500	260	ADI06050R5	ADT06050R5	ADC06050R5	-	PLC01
MAS0605030R5	600	500	300	ADI06050R5	ADT06050R5	ADC06050R5	-	PLC01
MAS0606021R5	600	600	210	ADI06060R5	ADT06060R5	ADC06060R5	ADAB06060	PLC01
MAS0606030R5	600	600	300	ADI06060R5	ADT06060R5	ADC06060R5	ADAB06060	PLC01
MAS0606040R5	600	600	400	ADI06060R5	ADT06060R5	ADC06060R5	ADAB06060	PLC01
MAS0608030R5	600	800	300	ADI06080R5	-	-	ADAB06080	PLC01
MAS0705021R5	700	500	210	ADI07050R5	ADT07050R5	ADC07050R5	ADAB07050	PLC01
MAS0705026R5	700	500	260	ADI07050R5	ADT07050R5	ADC07050R5	ADAB07050	PLC01
MAS0804030R5	800	400	300	ADI08040R5	-	-	-	PLC01
MAS0806021R5	800	600	210	ADI08060R5	ADT08060R5	ADC08060R5	ADAB08060	PLC01
MAS0806026R5	800	600	260	ADI08060R5	ADT08060R5	ADC08060R5	ADAB08060	PLC01
MAS0806030R5	800	600	300	ADI08060R5	ADT08060R5	ADC08060R5	ADAB08060	PLC01
MAS0806040R5	800	600	400	ADI08060R5	ADT08060R5	ADC08060R5	ADAB08060	PLC01
MAS0808021R5	800	800	210	ADI08080R5	-	-	-	PLC01
MAS0808030R5	800	800	300	ADI08080R5	-	-	-	PLC01
MAS0808040R5	800	800	400	ADI08080R5	-	-	-	PLC01
MAS1006026R5	1000	600	260	ADI10060R5	ADT10060R5	ADC10060R5	-	PLC01
MAS1006030R5	1000	600	300	ADI10060R5	ADT10060R5	ADC10060R5	-	PLC01
MAS1008026R5	1000	800	260	ADI10080R5	ADT10080R5	ADC10080R5	ADAB10080	PLC01
MAS1008030R5	1000	800	300	ADI10080R5	ADT10080R5	ADC10080R5	ADAB10080	PLC01
MAS1008040R5	1000	800	400	ADI10080R5	ADT10080R5	ADC10080R5	ADAB10080	PLC01
MAS1206030R5	1200	600	300	ADI12060R5	ADT12060R5	ADC12060R5	ADAB12060	PLC01
MAS1208030R5	1200	800	300	ADI12080R5	ADT12080R5	ADC12080R5	ADAB12080	PLC01
MAS1208040R5	1200	800	400	ADI12080R5	ADT12080R5	ADC12080R5	ADAB12080	PLC01

## Accessories selection matrix | MAS

								
Enclosure				Doors				
	H	W	D	180° hinges	Door stop	Door switch	Door mounting profiles	Door horizontal profiles
MAS0202015R5	200	200	155	MMH02	-	ADSW01	-	-
MAS0252015R5	250	200	155	MMH02	-	ADSW01	-	-
MAS0252515R5	250	250	155	MMH02	-	ADSW01	-	-
MAS0302515R5	300	250	155	MMH02	-	ADSW01	-	-
MAS0302521R5	300	250	210	MMH02	-	ADSW01	-	-
MAS0303015R5	300	300	155	MMH02	ADO202	ADSW01	-	DHP030
MAS0303021R5	300	300	210	MMH02	ADO202	ADSW01	-	DHP030
MAS0352515R5	350	250	155	MMH02	-	ADSW01	-	-
MAS0403015R5	400	300	155	MMH02	ADO202	ADSW01	MMDP040	DHP030
MAS0403021R5	400	300	210	MMH02	ADO202	ADSW01	MMDP040	DHP030
MAS0404021R5	400	400	210	MMH02	ADO202	ADSW01	MMDP040	DHP040
MAS0405021R5	400	500	210	MMH02	ADO202	ADSW01	MMDP040	DHP050
MAS0406021R5	400	600	210	MMH02	ADO202	ADSW01	MMDP040	DHP060
MAS0503021R5	500	300	210	MMH02	ADO202	ADSW01	MMDP050	DHP030
MAS0504015R5	500	400	155	MMH02	ADO202	ADSW01	MMDP050	DHP040
MAS0504021R5	500	400	210	MMH02	ADO202	ADSW01	MMDP050	DHP040
MAS0504026R5	500	400	260	MMH02	ADO202	ADSW01	MMDP050	DHP040
MAS0504030R5	500	400	300	MMH02	ADO202	ADSW01	MMDP050	DHP040
MAS0505021R5	500	500	210	MMH02	ADO202	ADSW01	MMDP050	DHP050
MAS0505030R5	500	500	300	MMH02	ADO202	ADSW01	MMDP050	DHP050
MAS0604015R5	600	400	155	MMH02	ADO202	ADSW01	MMDP060	DHP040
MAS0604021R5	600	400	210	MMH02	ADO202	ADSW01	MMDP060	DHP040
MAS0604026R5	600	400	260	MMH02	ADO202	ADSW01	MMDP060	DHP040
MAS0604030R5	600	400	300	MMH02	ADO202	ADSW01	MMDP060	DHP040
MAS0605015R5	600	500	155	MMH02	ADO202	ADSW01	MMDP060	DHP050
MAS0605021R5	600	500	210	MMH02	ADO202	ADSW01	MMDP060	DHP050
MAS0605026R5	600	500	260	MMH02	ADO202	ADSW01	MMDP060	DHP050
MAS0605030R5	600	500	300	MMH02	ADO202	ADSW01	MMDP060	DHP050
MAS0606021R5	600	600	210	MMH02	ADO202	ADSW01	MMDP060	DHP060
MAS0606030R5	600	600	300	MMH02	ADO202	ADSW01	MMDP060	DHP060
MAS0606040R5	600	600	400	MMH02	ADO202	ADSW01	MMDP060	DHP060
MAS0608030R5	600	800	300	MMH02	ADO202	ADSW01	MMDP060	DHP080
MAS0705021R5	700	500	210	MMH02	ADO202	ADSW01	MMDP070	DHP050
MAS0705026R5	700	500	260	MMH02	ADO202	ADSW01	MMDP070	DHP050
MAS0804030R5	800	400	300	MMH02	ADO202	ADSW01	MMDP080	DHP040
MAS0806021R5	800	600	210	MMH02	ADO202	ADSW01	MMDP080	DHP060
MAS0806026R5	800	600	260	MMH02	ADO202	ADSW01	MMDP080	DHP060
MAS0806030R5	800	600	300	MMH02	ADO202	ADSW01	MMDP080	DHP060
MAS0806040R5	800	600	400	MMH02	ADO202	ADSW01	MMDP080	DHP060
MAS0808021R5	800	800	210	MMH02	ADO202	ADSW01	MMDP080	DHP080
MAS0808030R5	800	800	300	MMH02	ADO202	ADSW01	MMDP080	DHP080
MAS0808040R5	800	800	400	MMH02	ADO202	ADSW01	MMDP080	DHP080
MAS1006026R5	1000	600	260	MMH03	ADO202	ADSW01	MMDP100	DHP060
MAS1006030R5	1000	600	300	MMH03	ADO202	ADSW01	MMDP100	DHP060
MAS1008026R5	1000	800	260	MMH03	ADO202	ADSW01	MMDP100	DHP080
MAS1008030R5	1000	800	300	MMH03	ADO202	ADSW01	MMDP100	DHP080
MAS1008040R5	1000	800	400	MMH03	ADO202	ADSW01	MMDP100	DHP080
MAS1206030R5	1200	600	300	MMH03	ADO202	ADSW01	MMDP120	DHP060
MAS1208030R5	1200	800	300	MMH03	ADO202	ADSW01	MMDP120	DHP080
MAS1208040R5	1200	800	400	MMH03	ADO202	ADSW01	MMDP120	DHP080
























									
Enclosure	H	W	D	Gland plates					Protection
				Ventilated gland plate	Ventilated gland plate with fly-net	Ventilated gland plate with filter	Adapter gland plate	Gland plate with knock-outs	Rainhood
MAS0202015R5	200	200	155	-	-	-	-	-	-
MAS0252015R5	250	200	155	-	-	-	-	-	-
MAS0252515R5	250	250	155	-	-	-	-	-	ARF02515R5
MAS0302515R5	300	250	155	-	-	-	-	-	ARF02515R5
MAS0302521R5	300	250	210	-	-	-	-	-	ARF02521R5
MAS0303015R5	300	300	155	-	-	-	-	AFK11SR5	ARF03015R5
MAS0303021R5	300	300	210	AFR01R5	AFG01R5	AFV01R5	AFA01R5	AFK11R5/AFK12R5	ARF03021R5
MAS0352515R5	350	250	155	-	-	-	-	-	ARF02515R5
MAS0403015R5	400	300	155	-	-	-	-	AFK11SR5	ARF03015R5
MAS0403021R5	400	300	210	AFR01R5	AFG01R5	AFV01R5	AFA01R5	AFK11R5/AFK12R5	ARF03021R5
MAS0404021R5	400	400	210	AFR02R5	AFG02R5	AFV02R5	AFA02R5	AFK21R5/AFK22R5	ARF04021R5
MAS0405021R5	400	500	210	AFR03R5	AFG03R5	AFV03R5	AFA03R5	AFK31R5/AFK32R5	ARF05021R5
MAS0406021R5	400	600	210	AFR04R5	AFG04R5	AFV04R5	AFA04R5	AFK41R5/AFK42R5	ARF06021R5
MAS0503021R5	500	300	210	AFR01R5	AFG01R5	AFV01R5	AFA01R5	AFK11R5/AFK12R5	ARF03021R5
MAS0504015R5	500	400	155	-	-	-	-	AFK21SR5	ARF04015R5
MAS0504021R5	500	400	210	AFR02R5	AFG02R5	AFV02R5	AFA02R5	AFK21R5/AFK22R5	ARF04021R5
MAS0504026R5	500	400	260	AFR02R5	AFG02R5	AFV02R5	AFA02R5	AFK21R5/AFK22R5	ARF04026R5
MAS0504030R5	500	400	300	AFR02R5	AFG02R5	AFV02R5	AFA02R5	AFK21R5/AFK22R5	ARF04030R5
MAS0505021R5	500	500	210	AFR03R5	AFG03R5	AFV03R5	AFA03R5	AFK31R5/AFK32R5	ARF05021R5
MAS0505030R5	500	500	300	AFR03R5	AFG03R5	AFV03R5	AFA03R5	AFK31R5/AFK32R5	ARF05030R5
MAS0604015R5	600	400	155	-	-	-	-	AFK21SR5	ARF04015R5
MAS0604021R5	600	400	210	AFR02R5	AFG02R5	AFV02R5	AFA02R5	AFK21R5/AFK22R5	ARF04021R5
MAS0604026R5	600	400	260	AFR02R5	AFG02R5	AFV02R5	AFA02R5	AFK21R5/AFK22R5	ARF04026R5
MAS0604030R5	600	400	300	AFR02R5	AFG02R5	AFV02R5	AFA02R5	AFK22R5/AFK21R5	ARF04030R5
MAS0605015R5	600	500	155	-	-	-	-	AFK31SR5	ARF05015R5
MAS0605021R5	600	500	210	AFR03R5	AFG03R5	AFV03R5	AFA03R5	AFK31R5/AFK32R5	ARF05021R5
MAS0605026R5	600	500	260	AFR03R5	AFG03R5	AFV03R5	AFA03R5	AFK31R5/AFK32R5	ARF05026R5
MAS0605030R5	600	500	300	AFR03R5	AFG03R5	AFV03R5	AFA03R5	AFK31R5/AFK32R5	ARF05030R5
MAS0606021R5	600	600	210	AFR04R5	AFG04R5	AFV04R5	AFA04R5	AFK41R5/AFK42R5	ARF06021R5
MAS0606030R5	600	600	300	AFR04R5	AFG04R5	AFV04R5	AFA04R5	AFK41R5/AFK42R5	ARF06030R5
MAS0606040R5	600	600	400	AFR04R5	AFG04R5	AFV04R5	AFA04R5	AFK41R5/AFK42R5	ARF06040R5
MAS0608030R5	600	800	300	AFR02R5	AFG02R5	AFV02R5	AFA02R5	AFK21R5/AFK22R5	ARF08030R5
MAS0705021R5	700	500	210	AFR03R5	AFG03R5	AFV03R5	AFA03R5	AFK31R5/AFK32R5	ARF05021R5
MAS0705026R5	700	500	260	AFR03R5	AFG03R5	AFV03R5	AFA03R5	AFK31R5/AFK32R5	ARF05026R5
MAS0804030R5	800	400	300	AFR02R5	AFG02R5	AFV02R5	AFA02R5	AFK21R5/AFK22R5	ARF04030R5
MAS0806021R5	800	600	210	AFR04R5	AFG04R5	AFV04R5	AFA04R5	AFK41R5/AFK42R5	ARF06021R5
MAS0806026R5	800	600	260	AFR04R5	AFG04R5	AFV04R5	AFA04R5	AFK41R5/AFK42R5	ARF06026R5
MAS0806030R5	800	600	300	AFR04R5	AFG04R5	AFV04R5	AFA04R5	AFK41R5/AFK42R5	ARF06030R5
MAS0806040R5	800	600	400	AFR04R5	AFG04R5	AFV04R5	AFA04R5	AFK41R5/AFK42R5	ARF06040R5
MAS0808021R5	800	800	210	AFR02R5	AFG02R5	AFV02R5	AFA02R5	AFK21R5/AFK22R5	ARF08021R5
MAS0808030R5	800	800	300	AFR02R5	AFG02R5	AFV02R5	AFA02R5	AFK21R5/AFK22R5	ARF08030R5
MAS0808040R5	800	800	400	AFR02R5	AFG02R5	AFV02R5	AFA02R5	AFK21R5/AFK22R5	ARF08040R5
MAS1006026R5	1000	600	260	AFR04R5	AFG04R5	AFV04R5	AFA04R5	AFK41R5/AFK42R5	ARF06026R5
MAS1006030R5	1000	600	300	AFR04R5	AFG04R5	AFV04R5	AFA04R5	AFK41R5/AFK42R5	ARF06030R5
MAS1008026R5	1000	800	260	AFR02R5	AFG02R5	AFV02R5	AFA02R5	AFK21R5/AFK22R5	ARF08026R5
MAS1008030R5	1000	800	300	AFR02R5	AFG02R5	AFV02R5	AFA02R5	AFK21R5/AFK22R5	ARF08030R5
MAS1008040R5	1000	800	400	AFR02R5	AFG02R5	AFV02R5	AFA02R5	AFK21R5/AFK22R5	ARF08040R5
MAS1206030R5	1200	600	300	AFR04R5	AFG04R5	AFV04R5	AFA04R5	AFK41R5/AFK42R5	ARF06030R5
MAS1208030R5	1200	800	300	AFR02R5	AFG02R5	AFV02R5	AFA02R5	AFK21R5/AFK22R5	ARF08030R5
MAS1208040R5	1200	800	400	AFR02R5	AFG02R5	AFV02R5	AFA02R5	AFK21R5/AFK22R5	ARF08040R5



**Wall Mounted Enclosures**  
Mild Steel, Double door | MAD

IP 55 | TYPE 12, 13 | IK 10



















									
Enclosure				Mounting					
	H	W	D	Steel mounting plate	Insulated mounting plate	Telequick mounting plate	Depth adjustment kit	Depth interior profile	
MAD0608030R5	600	800	300	AMP06080	AMI06080	AMT06080	AMG300	DIP300	
MAD0801230R5	800	1200	300	AMP08120	-	-	AMG300	DIP300	
MAD1001030R5	1000	1000	300	AMP10100	-	-	AMG300	DIP300	
MAD1201030R5	1200	1000	300	AMP12100	-	-	AMG300	DIP300	
MAD1201230R5	1200	1200	300	AMP12120	-	-	AMG300	DIP300	
MAD1401030R5	1400	1000	300	AMP14100	-	-	AMG300	DIP300	
									
Enclosure				Fixing					
	H	W	D	Wall mounting brackets	Pole fixation	Front/rear plinths (100 mm height)	Side plinths (100 mm height)	Front/rear plinths (200 mm height)	Side plinths (200 mm height)
MAD0608030R5	600	800	300	AW41	EPF0800	P1080	PA1030	P2080	PA2030
MAD0801230R5	800	1200	300	AW41	-	P1120	PA1030	P2120	PA2030
MAD1001030R5	1000	1000	300	AW41	-	P1100	PA1030	P2100	PA2030
MAD1201030R5	1200	1000	300	AW41	-	P1100	PA1030	P2100	PA2030
MAD1201230R5	1200	1200	300	AW41	-	P1120	PA1030	P2120	PA2030
MAD1401030R5	1400	1000	300	AW41	-	P1100	PA1030	P2100	PA2030
									
Enclosure				Doors					
	H	W	D	Padlocking	180° hinges	Door stop	Door switch	Door mounting profiles	Door horizontal profiles
MAD0608030R5	600	800	300	PLC01	2x MMH02	ADO202	ADSW01	MMDP060	DHP040
MAD0801230R5	800	1200	300	PLC01	2x MMH02	ADO202	ADSW01	MMDP080	DHP060
MAD1001030R5	1000	1000	300	PLC01	2x MMH03	ADO202	ADSW01	MMDP100	DHP050
MAD1201030R5	1200	1000	300	PLC01	2x MMH03	ADO202	ADSW01	MMDP120	DHP050
MAD1201230R5	1200	1200	300	PLC01	2x MMH03	ADO202	ADSW01	MMDP120	DHP060
MAD1401030R5	1400	1000	300	PLC01	2x MMH03	ADO202	ADSW01	MMDP140	DHP050
									
Enclosure				Gland plates					Protection
	H	W	D	Ventilated gland plate	Ventilated gland plate with fly-net	Ventilated gland plate with filter	Adapter gland plate	Gland plate with knock-outs	Rainhood
MAD0608030R5	600	800	300	AFR02R5	AFG02R5	AFV02R5	AFA02R5	AFK21R5/AFK22R5	ARF08030R5
MAD0801230R5	800	1200	300	AFR04R5	AFG04R5	AFV04R5	AFA04R5	AFK41R5/AFK42R5	ARF12030R5
MAD1001030R5	1000	1000	300	AFR03R5	AFG03R5	AFV03R5	AFA03R5	AFK31R5/AFK32R5	ARF10030R5
MAD1201030R5	1200	1000	300	AFR03R5	AFG03R5	AFV03R5	AFA03R5	AFK31R5/AFK32R5	ARF10030R5
MAD1201230R5	1200	1200	300	AFR04R5	AFG04R5	AFV04R5	AFA04R5	AFK41R5/AFK42R5	ARF12030R5
MAD1401030R5	1400	1000	300	AFR03R5	AFG03R5	AFV03R5	AFA03R5	AFK31R5/AFK32R5	ARF10030R5

# Wall Mounted Enclosures

Mild Steel, Panel | MAP

IP 66 | TYPE 4, 12, 13 | IK 10









									
Enclosure				Mounting			Doors		
	H	W	D	Steel mounting plate	Depth interior profile	Padlocking	Door switch		
MAP0306030R5	300	600	300	AMP03060	DIP300	PLC01	ADSW01		
MAP0308030R5	300	800	300	AMP03080	DIP300	PLC01	ADSW01		
MAP0310030R5	300	1000	300	AMP03100	DIP300	PLC01	ADSW01		
MAP0312030R5	300	1200	300	AMP03120	DIP300	PLC01	ADSW01		
									
Enclosure				Fixing					
	H	W	D	Wall mounting brackets	Pole fixation	Front/rear plinths (100 mm height)	Side plinths (100 mm height)	Front/rear plinths (200 mm height)	Side plinths (200 mm height)
MAP0306030R5	300	600	300	AW41	EPF0600	P1060	PA1030	P2060	PA2030
MAP0308030R5	300	800	300	AW41	EPF0800	P1080	PA1030	P2080	PA2030
MAP0310030R5	300	1000	300	AW41	-	P1100	PA1030	P2100	PA2030
MAP0312030R5	300	1200	300	AW41	-	P1120	PA1030	P2120	PA2030
									
Enclosure				Gland plates					
	H	W	D	Standard gland plate	Ventilated gland plate	Ventilated gland plate with fly-net	Ventilated gland plate with filter	Adapter gland plate	Gland plate with knock-outs
MAP0306030R5	300	600	300	AF04R5	AFR04R5	AFG04R5	AFV04R5	AFA04R5	AFK41R5/AFK42R5
MAP0308030R5	300	800	300	AF02R5	AFR02R5	AFG02R5	AFV02R5	AFA02R5	AFK21R5/AFK22R5
MAP0310030R5	300	1000	300	AF03R5	AFR03R5	AFG03R5	AFV03R5	AFA03R5	AFK31R5/AFK32R5
MAP0312030R5	300	1200	300	AF04R5	AFR04R5	AFG04R5	AFV04R5	AFA04R5	AFK42R5/AFK41R5





**Wall Mounted Enclosures**  
Stainless Steel, Single door | ASR

IP 66 | TYPE 4X, 12, 13 | IK 10



									
Enclosure	H	W	D	Steel mounting plate	Insulated mounting plate	Telequick mounting plate	Depth adjustment kit	Depth interior profile	Modular System
ASR0182415	180	240	150	-	-	-	-	-	-
ASR0182415-316	180	240	150	-	-	-	-	-	-
ASR0242415	240	240	150	-	-	-	-	-	-
ASR0242415-316	240	240	150	-	-	-	-	-	-
ASR0243615	240	360	150	-	-	-	-	-	-
ASR0243615-316	240	360	150	-	-	-	-	-	-
ASR0302015	300	200	150	-	-	-	-	-	-
ASR0302015-316	300	200	150	-	-	-	-	-	-
ASR0362415	360	240	150	-	-	-	-	-	-
ASR0362415-316	360	240	150	-	-	-	-	-	-
ASR0403015	400	300	150	AMP04030	AMI04030	AMT04030	-	-	AC04030R5
ASR0403015-316	400	300	150	AMP04030	AMI04030	AMT04030	-	-	AC04030R5
ASR0403021	400	300	210	AMP04030	AMI04030	AMT04030	AMG210	DIP210	AC04030R5
ASR0403021-316	400	300	210	AMP04030	AMI04030	AMT04030	AMG210	DIP210	AC04030R5
ASR0404021	400	400	210	AMP04040	AMI04040	AMT04040	AMG210	DIP210	-
ASR0404021-316	400	400	210	AMP04040	AMI04040	AMT04040	AMG210	DIP210	-
ASR0406021	400	600	210	AMP04060	AMI04060	AMT04060	AMG210	DIP210	-
ASR0406021-316	400	600	210	AMP04060	AMI04060	AMT04060	AMG210	DIP210	-
ASR0504021	500	400	210	AMP05040	AMI05040	AMT05040	AMG210	DIP210	AC05040R5
ASR0504021-316	500	400	210	AMP05040	AMI05040	AMT05040	AMG210	DIP210	AC05040R5
ASR0505021	500	500	210	AMP05050	AMI05050	AMT05050	AMG210	DIP210	-
ASR0505021-316	500	500	210	AMP05050	AMI05050	AMT05050	AMG210	DIP210	-
ASR0604021	600	400	210	AMP06040	AMI06040	AMT06040	AMG210	DIP210	AC06040R5
ASR0604021-316	600	400	210	AMP06040	AMI06040	AMT06040	AMG210	DIP210	AC06040R5
ASR0606021	600	600	210	AMP06060	AMI06060	AMT06060	AMG210	DIP210	AC06060R5
ASR0606021-316	600	600	210	AMP06060	AMI06060	AMT06060	AMG210	DIP210	AC06060R5
ASR0606030	600	600	300	AMP06060	AMI06060	AMT06060	AMG300	DIP300	AC06060R5
ASR0606030-316	600	600	300	AMP06060	AMI06060	AMT06060	AMG300	DIP300	AC06060R5
ASR0608030	600	800	300	AMP06080	AMI06080	AMT06080	AMG300	DIP300	-
ASR0608030-316	600	800	300	AMP06080	AMI06080	AMT06080	AMG300	DIP300	-
ASR0806021	800	600	210	AMP08060	AMI08060	AMT08060	AMG210	DIP210	AC08060R5
ASR0806021-316	800	600	210	AMP08060	AMI08060	AMT08060	AMG210	DIP210	AC08060R5
ASR0806030	800	600	300	AMP08060	AMI08060	AMT08060	AMG300	DIP300	AC08060R5
ASR0806030-316	800	600	300	AMP08060	AMI08060	AMT08060	AMG300	DIP300	AC08060R5
ASR0808030	800	800	300	AMP08080	AMI08080	AMT08080	AMG300	DIP300	-
ASR0808030-316	800	800	300	AMP08080	AMI08080	AMT08080	AMG300	DIP300	-
ASR1008030	1000	800	300	AMP10080	AMI10080	AMT10080	AMG300	DIP300	AC10080R5
ASR1008030-316	1000	800	300	AMP10080	AMI10080	AMT10080	AMG300	DIP300	AC10080R5
ASR1208030	1200	800	300	AMP12080	AMI12080	AMT12080	AMG300	DIP300	-
ASR1208030-316	1200	800	300	AMP12080	AMI12080	AMT12080	AMG300	DIP300	-
ASR1208040	1200	800	400	AMP12080	AMI12080	AMT12080	AMG400	DIP400	-
ASR1208040-316	1200	800	400	AMP12080	AMI12080	AMT12080	AMG400	DIP400	-
ASR1408040	1400	800	400	-	-	-	AMG400	DIP400	-
ASR1408040-316	1400	800	400	-	-	-	AMG400	DIP400	-






## Accessories selection matrix | ASR

							
Enclosure				Fixing			Protection
	H	W	D	Wall mounting brackets	Pole fixation	Plinth	Rainhood
ASR0182415	180	240	150	AWS41-304	-	-	-
ASR0182415-316	180	240	150	AWS41-316	-	-	-
ASR0242415	240	240	150	AWS41-304	-	-	-
ASR0242415-316	240	240	150	AWS41-316	-	-	-
ASR0243615	240	360	150	AWS41-304	-	-	-
ASR0243615-316	240	360	150	AWS41-316	-	-	-
ASR0302015	300	200	150	AWS41-304	-	-	-
ASR0302015-316	300	200	150	AWS41-316	-	-	-
ASR0362415	360	240	150	AWS41-304	-	-	-
ASR0362415-316	360	240	150	AWS41-316	-	-	-
ASR0403015	400	300	150	AWS41-304	EPF0300	-	-
ASR0403015-316	400	300	150	AWS41-316	EPF0300	-	-
ASR0403021	400	300	210	AWS41-304	EPF0300	-	-
ASR0403021-316	400	300	210	AWS41-316	EPF0300	-	-
ASR0404021	400	400	210	AWS41-304	EPF0400	-	ASST042
ASR0404021-316	400	400	210	AWS41-316	EPF0400	-	ASST042-316
ASR0406021	400	600	210	AWS41-304	EPF0600	-	ASST062
ASR0406021-316	400	600	210	AWS41-316	EPF0600	-	ASST062-316
ASR0504021	500	400	210	AWS41-304	EPF0400	-	ASST042
ASR0504021-316	500	400	210	AWS41-316	EPF0400	-	ASST042-316
ASR0505021	500	500	210	AWS41-304	EPF0500	-	-
ASR0505021-316	500	500	210	AWS41-316	EPF0500	-	-
ASR0604021	600	400	210	AWS41-304	EPF0400	-	ASST042
ASR0604021-316	600	400	210	AWS41-316	EPF0400	-	ASST042-316
ASR0606021	600	600	210	AWS41-304	EPF0600	-	ASST062
ASR0606021-316	600	600	210	AWS41-316	EPF0600	-	ASST062-316
ASR0606030	600	600	300	AWS41-304	EPF0600	MSVS1063	ASST063
ASR0606030-316	600	600	300	AWS41-316	EPF0600	MSVS1063-316	ASST063-316
ASR0608030	600	800	300	AWS41-304	EPF0800	MSVS1083	ASST083
ASR0608030-316	600	800	300	AWS41-316	EPF0800	MSVS1083-316	ASST083-316
ASR0806021	800	600	210	AWS41-304	EPF0600	-	ASST062
ASR0806021-316	800	600	210	AWS41-316	EPF0600	-	ASST062-316
ASR0806030	800	600	300	AWS41-304	EPF0600	MSVS1063	ASST063
ASR0806030-316	800	600	300	AWS41-316	EPF0600	MSVS1063-316	ASST063-316
ASR0808030	800	800	300	AWS41-304	EPF0800	MSVS1083	ASST083
ASR0808030-316	800	800	300	AWS41-316	EPF0800	MSVS1083-316	ASST083-316
ASR1008030	1000	800	300	AWS41-304	EPF0800	MSVS1083	ASST083
ASR1008030-316	1000	800	300	AWS41-316	EPF0800	MSVS1083-316	ASST083-316
ASR1208030	1200	800	300	AWS41-304	EPF0800	MSVS1083	ASST083
ASR1208030-316	1200	800	300	AWS41-316	EPF0800	MSVS1083-316	ASST083-316
ASR1208040	1200	800	400	AWS41-304	EPF0800	MSVS1084	ASST084
ASR1208040-316	1200	800	400	AWS41-316	EPF0800	MSVS1084-316	ASST084-316
ASR1408040	1400	800	400	AWS41-304	EPF0800	MSVS1084	ASST084
ASR1408040-316	1400	800	400	AWS41-316	EPF0800	MSVS1084-316	ASST084-316







# 02

## Wall Mounted Enclosures

								
Enclosure				Doors				
	H	W	D	180° hinges	Door stop	Door switch	Door mounting profiles	Door horizontal profiles
ASR0182415	180	240	150	MMHS02	-	ADSW01	-	-
ASR0182415-316	180	240	150	MMHS02	-	ADSW01	-	-
ASR0242415	240	240	150	MMHS02	-	ADSW01	-	-
ASR0242415-316	240	240	150	MMHS02	-	ADSW01	-	-
ASR0243615	240	360	150	MMHS02	ADO202S	ADSW01	-	-
ASR0243615-316	240	360	150	MMHS02	ADO202S	ADSW01	-	-
ASR0302015	300	200	150	MMHS02	-	ADSW01	-	-
ASR0302015-316	300	200	150	MMHS02	-	ADSW01	-	-
ASR0362415	360	240	150	MMHS02	-	ADSW01	-	-
ASR0362415-316	360	240	150	MMHS02	-	ADSW01	-	-
ASR0403015	400	300	150	MMHS02	ADO202S	ADSW01	MMDP040	DHP030
ASR0403015-316	400	300	150	MMHS02	ADO202S	ADSW01	MMDP040	DHP030
ASR0403021	400	300	210	MMHS02	ADO202S	ADSW01	MMDP040	DHP030
ASR0403021-316	400	300	210	MMHS02	ADO202S	ADSW01	MMDP040	DHP030
ASR0404021	400	400	210	MMHS02	ADO202S	ADSW01	MMDP040	DHP040
ASR0404021-316	400	400	210	MMHS02	ADO202S	ADSW01	MMDP040	DHP040
ASR0406021	400	600	210	MMHS02	ADO202S	ADSW01	MMDP040	DHP060
ASR0406021-316	400	600	210	MMHS02	ADO202S	ADSW01	MMDP040	DHP060
ASR0504021	500	400	210	MMHS02	ADO202S	ADSW01	MMDP050	DHP040
ASR0504021-316	500	400	210	MMHS02	ADO202S	ADSW01	MMDP050	DHP040
ASR0505021	500	500	210	MMHS02	ADO202S	ADSW01	MMDP050	DHP050
ASR0505021-316	500	500	210	MMHS02	ADO202S	ADSW01	MMDP050	DHP050
ASR0604021	600	400	210	MMHS02	ADO202S	ADSW01	MMDP060	DHP040
ASR0604021-316	600	400	210	MMHS02	ADO202S	ADSW01	MMDP060	DHP040
ASR0606021	600	600	210	MMHS02	ADO202S	ADSW01	MMDP060	DHP060
ASR0606021-316	600	600	210	MMHS02	ADO202S	ADSW01	MMDP060	DHP060
ASR0606030	600	600	300	MMHS02	ADO202S	ADSW01	MMDP060	DHP060
ASR0606030-316	600	600	300	MMHS02	ADO202S	ADSW01	MMDP060	DHP060
ASR0608030	600	800	300	MMHS02	ADO202S	ADSW01	MMDP060	DHP080
ASR0608030-316	600	800	300	MMHS02	ADO202S	ADSW01	MMDP060	DHP080
ASR0806021	800	600	210	MMHS02	ADO202S	ADSW01	MMDP080	DHP060
ASR0806021-316	800	600	210	MMHS02	ADO202S	ADSW01	MMDP080	DHP060
ASR0806030	800	600	300	MMHS02	ADO202S	ADSW01	MMDP080	DHP060
ASR0806030-316	800	600	300	MMHS02	ADO202S	ADSW01	MMDP080	DHP060
ASR0808030	800	800	300	MMHS02	ADO202S	ADSW01	MMDP080	DHP080
ASR0808030-316	800	800	300	MMHS02	ADO202S	ADSW01	MMDP080	DHP080
ASR1008030	1000	800	300	MMHS03	ADO202S	ADSW01	MMDP100	DHP080
ASR1008030-316	1000	800	300	MMHS03	ADO202S	ADSW01	MMDP100	DHP080
ASR1208030	1200	800	300	MMHS03	ADO202S	ADSW01	MMDP120	DHP080
ASR1208030-316	1200	800	300	MMHS03	ADO202S	ADSW01	MMDP120	DHP080
ASR1208040	1200	800	400	MMHS03	ADO202S	ADSW01	MMDP120	DHP080
ASR1208040-316	1200	800	400	MMHS03	ADO202S	ADSW01	MMDP120	DHP080
ASR1408040	1400	800	400	MMHS03	ADO202S	ADSW01	MMDP140	DHP080
ASR1408040-316	1400	800	400	MMHS03	ADO202S	ADSW01	MMDP140	DHP080

## Accessories selection matrix | ASR

							
Enclosure				Doors			Locks
	H	W	D	Inner door	Glazed door	Transparent aluminium door	Padlocking
ASR0182415	180	240	150	-	-	-	PLC01
ASR0182415-316	180	240	150	-	-	-	PLC01
ASR0242415	240	240	150	-	-	-	PLC01
ASR0242415-316	240	240	150	-	-	-	PLC01
ASR0243615	240	360	150	-	-	-	PLC01
ASR0243615-316	240	360	150	-	-	-	PLC01
ASR0302015	300	200	150	-	-	-	PLC01
ASR0302015-316	300	200	150	-	-	-	PLC01
ASR0362415	360	240	150	-	ADCS03624	-	PLC01
ASR0362415-316	360	240	150	-	-	-	PLC01
ASR0403015	400	300	150	ADIS04030	ADCS04030	ADA04030	PLC01
ASR0403015-316	400	300	150	ADIS04030	-	ADA04030	PLC01
ASR0403021	400	300	210	ADIS04030	ADCS04030	ADA04030	PLC01
ASR0403021-316	400	300	210	ADIS04030	-	ADA04030	PLC01
ASR0404021	400	400	210	-	ADCS04040	ADA04040	PLC01
ASR0404021-316	400	400	210	-	-	ADA04040	PLC01
ASR0406021	400	600	210	-	ADCS04060	ADA04060	PLC01
ASR0406021-316	400	600	210	-	-	ADA04060	PLC01
ASR0504021	500	400	210	ADIS05040	ADCS05040	ADA05040	PLC01
ASR0504021-316	500	400	210	ADIS05040	-	ADA05040	PLC01
ASR0505021	500	500	210	ADIS05050	ADCS05050	-	PLC01
ASR0505021-316	500	500	210	ADIS05050	-	-	PLC01
ASR0604021	600	400	210	ADIS06040	ADCS06040	ADAB06040	PLC01
ASR0604021-316	600	400	210	ADIS06040	-	ADAB06040	PLC01
ASR0606021	600	600	210	ADIS06060	ADCS06060	ADAB06060	PLC01
ASR0606021-316	600	600	210	ADIS06060	-	ADAB06060	PLC01
ASR0606030	600	600	300	ADIS06060	ADCS06060	ADAB06060	PLC01
ASR0606030-316	600	600	300	ADIS06060	-	ADAB06060	PLC01
ASR0608030	600	800	300	-	ADCS06080	ADAB06080	PLC01
ASR0608030-316	600	800	300	-	-	ADAB06080	PLC01
ASR0806021	800	600	210	ADIS08060	ADCS08060	ADAB08060	PLC01
ASR0806021-316	800	600	210	ADIS08060	-	ADAB08060	PLC01
ASR0806030	800	600	300	ADIS08060	ADCS08060	ADAB08060	PLC01
ASR0806030-316	800	600	300	ADIS08060	-	ADAB08060	PLC01
ASR0808030	800	800	300	-	ADCS08080	-	PLC01
ASR0808030-316	800	800	300	-	-	-	PLC01
ASR1008030	1000	800	300	ADIS10080	ADCS10080	ADAB10080	PLC01
ASR1008030-316	1000	800	300	ADIS10080	-	ADAB10080	PLC01
ASR1208030	1200	800	300	ADIS12080	ADCS12080	ADAB12080	PLC01
ASR1208030-316	1200	800	300	ADIS12080	-	ADAB12080	PLC01
ASR1208040	1200	800	400	ADIS12080	ADCS12080	ADAB12080	PLC01
ASR1208040-316	1200	800	400	ADIS12080	-	ADAB12080	PLC01
ASR1408040	1400	800	400	-	ADCS14080	-	PLC01
ASR1408040-316	1400	800	400	-	-	-	PLC01















# Wall Mounted Enclosures

Stainless Steel, Double door | ADR

IP 55 | TYPE 12, 13 | IK 10







									
Enclosure				Mounting			Fixing		Protection
	H	W	D	Steel mounting plate	Depth adjustment kit	Depth interior profile	Wall mounting brackets	Plinth	Rainhood
ADR1001030	1000	1000	300	AMP10100	AMG300	DIP300	AWS41-304	MSVS1103	ASST103
ADR1001030-316	1000	1000	300	AMP10100	AMG300	DIP300	AWS41-316	MSVS1103-316	ASST103-316
ADR1001230	1000	1200	300	AMP10120	AMG300	DIP300	AWS41-304	MSVS1123	ASST123
ADR1001230-316	1000	1200	300	AMP10120	AMG300	DIP300	AWS41-316	MSVS1123-316	ASST123-316
ADR1201240	1200	1200	400	AMP12120	AMG400	DIP400	AWS41-304	MSVS1124	ASST124
ADR1201240-316	1200	1200	400	AMP12120	AMG400	DIP400	AWS41-316	MSVS1124-316	ASST124-316
									
Enclosure				Doors					
	H	W	D	Padlocking	180° hinges	Door stop	Door switch	Door mounting profiles	Door horizontal profiles
ADR1001030	1000	1000	300	PLC01	2x MMHS03	ADO202S	ADSW01	MMDP100	DHP050
ADR1001030-316	1000	1000	300	PLC01	2x MMHS03	ADO202S	ADSW01	MMDP100	DHP050
ADR1001230	1000	1200	300	PLC01	2x MMHS03	ADO202S	ADSW01	MMDP100	DHP060
ADR1001230-316	1000	1200	300	PLC01	2x MMHS03	ADO202S	ADSW01	MMDP100	DHP060
ADR1201240	1200	1200	400	PLC01	2x MMHS03	ADO202S	ADSW01	MMDP120	DHP060
ADR1201240-316	1200	1200	400	PLC01	2x MMHS03	ADO202S	ADSW01	MMDP120	DHP060

**Wall Mounted Enclosures**  
Stainless Steel, Single door | AFS

IP 66 | TYPE 4X, 12, 13 | IK 10









							
Enclosure				Mounting	Fixing		
	H	W	D	Depth interior profile	Plinth	Pole fixation	Wall mounting brackets
AFS03021	300	200	155	-	-	-	AWS41-304
AFS03021-316	300	200	155	-	-	-	AWS41-316
AFS04031	400	300	155	-	-	EPF0300	AWS41-304
AFS04031-316	400	300	155	-	-	EPF0300	AWS41-316
AFS04042	400	400	210	DIP210	-	EPF0400	AWS41-304
AFS04042-316	400	400	210	DIP210	-	EPF0400	AWS41-316
AFS04062	400	600	210	DIP210	-	EPF0600	AWS41-304
AFS04062-316	400	600	210	DIP210	-	EPF0600	AWS41-316
AFS05052	500	500	210	DIP210	-	EPF0500	AWS41-304
AFS05052-316	500	500	210	DIP210	-	EPF0500	AWS41-316
AFS06042	600	400	210	DIP210	-	EPF0400	AWS41-304
AFS06042-316	600	400	210	DIP210	-	EPF0400	AWS41-316
AFS06062	600	600	210	DIP210	-	EPF0600	AWS41-304
AFS06062-316	600	600	210	DIP210	-	EPF0600	AWS41-316
AFS06063	600	600	300	DIP300	MSVS1063	EPF0600	AWS41-304
AFS06063-316	600	600	300	DIP300	MSVS1063-316	EPF0600	AWS41-316
AFS06083	600	800	300	DIP300	MSVS1083	EPF0800	AWS41-304
AFS06083-316	600	800	300	DIP300	MSVS1083-316	EPF0800	AWS41-316
AFS08062	800	600	210	DIP210	-	EPF0600	AWS41-304
AFS08062-316	800	600	210	DIP210	-	EPF0600	AWS41-316
AFS08063	800	600	300	DIP300	MSVS1063	EPF0600	AWS41-304
AFS08063-316	800	600	300	DIP300	MSVS1063-316	EPF0600	AWS41-316
AFS08082	800	800	210	DIP210	-	EPF0800	AWS41-304
AFS08082-316	800	800	210	DIP210	-	EPF0800	AWS41-316
AFS08083	800	800	300	DIP300	MSVS1083	EPF0800	AWS41-304
AFS08083-316	800	800	300	DIP300	MSVS1083-316	EPF0800	AWS41-316
AFS10083	1000	800	300	DIP300	MSVS1083	EPF0800	AWS41-304
AFS10083-316	1000	800	300	DIP300	MSVS1083-316	EPF0800	AWS41-316
AFS12063	1200	600	300	DIP300	MSVS1063	EPF0600	AWS41-304
AFS12063-316	1200	600	300	DIP300	MSVS1063-316	EPF0600	AWS41-316
AFS12083	1200	800	300	DIP300	MSVS1083	EPF0800	AWS41-304
AFS12083-316	1200	800	300	DIP300	MSVS1083-316	EPF0800	AWS41-316
AFS12084	1200	800	400	DIP400	MSVS1084	EPF0800	AWS41-304
AFS12084-316	1200	800	400	DIP400	MSVS1084-316	EPF0800	AWS41-316
AFS14084	1400	800	400	DIP400	MSVS1084	EPF0800	AWS41-304
AFS14084-316	1400	800	400	DIP400	MSVS1084-316	EPF0800	AWS41-316




# Accessories selection matrix | AFS













							
Enclosure	Doors						
	H	W	D	180° hinges	Door stop	Door switch	Padlocking
AFS03021	300	200	155	MMHS02	-	ADSW01	PLC01
AFS03021-316	300	200	155	MMHS02	-	ADSW01	PLC01
AFS04031	400	300	155	MMHS02	ADO202S	ADSW01	PLC01
AFS04031-316	400	300	155	MMHS02	ADO202S	ADSW01	PLC01
AFS04042	400	400	210	MMHS02	ADO202S	ADSW01	PLC01
AFS04042-316	400	400	210	MMHS02	ADO202S	ADSW01	PLC01
AFS04062	400	600	210	MMHS02	ADO202S	ADSW01	PLC01
AFS04062-316	400	600	210	MMHS02	ADO202S	ADSW01	PLC01
AFS05052	500	500	210	MMHS02	ADO202S	ADSW01	PLC01
AFS05052-316	500	500	210	MMHS02	ADO202S	ADSW01	PLC01
AFS06042	600	400	210	MMHS02	ADO202S	ADSW01	PLC01
AFS06042-316	600	400	210	MMHS02	ADO202S	ADSW01	PLC01
AFS06062	600	600	210	MMHS02	ADO202S	ADSW01	PLC01
AFS06062-316	600	600	210	MMHS02	ADO202S	ADSW01	PLC01
AFS06063	600	600	300	MMHS02	ADO202S	ADSW01	PLC01
AFS06063-316	600	600	300	MMHS02	ADO202S	ADSW01	PLC01
AFS06083	600	800	300	MMHS02	ADO202S	ADSW01	PLC01
AFS06083-316	600	800	300	MMHS02	ADO202S	ADSW01	PLC01
AFS08062	800	600	210	MMHS02	ADO202S	ADSW01	PLC01
AFS08062-316	800	600	210	MMHS02	ADO202S	ADSW01	PLC01
AFS08063	800	600	300	MMHS02	ADO202S	ADSW01	PLC01
AFS08063-316	800	600	300	MMHS02	ADO202S	ADSW01	PLC01
AFS08082	800	800	210	MMHS02	ADO202S	ADSW01	PLC01
AFS08082-316	800	800	210	MMHS02	ADO202S	ADSW01	PLC01
AFS08083	800	800	300	MMHS02	ADO202S	ADSW01	PLC01
AFS08083-316	800	800	300	MMHS02	ADO202S	ADSW01	PLC01
AFS10083	1000	800	300	MMHS03	ADO202S	ADSW01	PLC01
AFS10083-316	1000	800	300	MMHS03	ADO202S	ADSW01	PLC01
AFS12063	1200	600	300	MMHS03	ADO202S	ADSW01	PLC01
AFS12063-316	1200	600	300	MMHS03	ADO202S	ADSW01	PLC01
AFS12083	1200	800	300	MMHS03	ADO202S	ADSW01	PLC01
AFS12083-316	1200	800	300	MMHS03	ADO202S	ADSW01	PLC01
AFS12084	1200	800	400	MMHS03	ADO202S	ADSW01	PLC01
AFS12084-316	1200	800	400	MMHS03	ADO202S	ADSW01	PLC01
AFS14084	1400	800	400	MMHS03	ADO202S	ADSW01	PLC01
AFS14084-316	1400	800	400	MMHS03	ADO202S	ADSW01	PLC01



**Wall Mounted Enclosures**  
Polyester, Compact, Plain / Transparent door | UCP/UCPT

IP 66 | TYPE 4, 4X, 12, 13 | IK 08 / 07







							
Enclosure				Mounting			
	H	W	D	Steel mounting plate	Insulated mounting plate	Telequick mounting plate	Depth adjustment kit
UCP320	315	215	170	UMPZ320	UMPP320	UMPT320	UCD01
UCP430	415	315	170	UMPZ430	UMPP430	UMPT430	UCD01
UCP540	515	415	230	UMPZ540	UMPP540	UMPT540	UCD01
UCP640	615	415	230	UMPZ640	UMPP640	UMPT640	UCD01
UCP750	735	535	270	UMPZ750	UMPP750	UMPT750	UCD01
UCP860	835	635	300	UMPZ860	UMPP860	UMPT860	UCD01
UCP1080	1035	835	300	UMPZ1080	UMPP1080	UMPT1080	UCD01
UCPT430	415	315	170	UMPZ430	UMPP430	UMPT430	UCD01
UCPT540	515	415	230	UMPZ540	UMPP540	UMPT540	UCD01
UCPT640	615	415	230	UMPZ640	UMPP640	UMPT640	UCD01
UCPT750	735	535	270	UMPZ750	UMPP750	UMPT750	UCD01
UCPT860	835	635	300	UMPZ860	UMPP860	UMPT860	UCD01
UCPT1080	1035	835	300	UMPZ1080	UMPP1080	UMPT1080	UCD01
							
Enclosure				Fixing			Ventilation
	H	W	D	Stainless steel brackets	Polyamide brackets	Pole fixation	Air ventilation grids
UCP320	315	215	170	UWMB11	UWMB12	EPF0300	UPVD01
UCP430	415	315	170	UWMB11	UWMB12	EPF0300	UPVD01
UCP540	515	415	230	UWMB11	UWMB12	EPF0400	UPVD01
UCP640	615	415	230	UWMB11	UWMB12	EPF0400	UPVD01
UCP750	735	535	270	UWMB11	UWMB12	EPF0500	UPVD01
UCP860	835	635	300	UWMB11	UWMB12	EPF0600	UPVD01
UCP1080	1035	835	300	UWMB11	UWMB12	EPF0800	UPVD01
UCPT430	415	315	170	UWMB11	UWMB12	EPF0300	UPVD01
UCPT540	515	415	230	UWMB11	UWMB12	EPF0400	UPVD01
UCPT640	615	415	230	UWMB11	UWMB12	EPF0400	UPVD01
UCPT750	735	535	270	UWMB11	UWMB12	EPF0500	UPVD01
UCPT860	835	635	300	UWMB11	UWMB12	EPF0600	UPVD01
UCPT1080	1035	835	300	UWMB11	UWMB12	EPF0800	UPVD01
							
Enclosure				Mounting			
	H	W	D	Mounting frame	Cover plate with cut-outs	Plain cover plate	Hinge support
UCP320	315	215	170	UMF3202	UFCP3201	UFCP3200	UHS01
UCP430	415	315	170	UMF4302	UFCP4301	UFCP4300	UHS01
UCP540	515	415	230	UMF5403	UFCP5401	UFCP5400	UHS01
UCP640	615	415	230	UMF6403	UFCP6401	UFCP6400	UHS01
UCP750	735	535	270	UMF7503	UFCP7501	UFCP7500	UHS01
UCP860	835	635	300	UMF8604	UFCP8601	UFCP8600	UHS01
UCP1080	1035	835	300	UMF10805	UFCP1081	UFCP1080	UHS01
UCPT430	415	315	170	UMF4302	UFCP4301	UFCP4300	UHS01
UCPT540	515	415	230	UMF5403	UFCP5401	UFCP5400	UHS01
UCPT640	615	415	230	UMF6403	UFCP6401	UFCP6400	UHS01
UCPT750	735	535	270	UMF7503	UFCP7501	UFCP7500	UHS01
UCPT860	835	635	300	UMF8604	UFCP8601	UFCP8600	UHS01
UCPT1080	1035	835	300	UMF10805	UFCP1081	UFCP1080	UHS01

# Wall Mounted Enclosures

Polyester, Modular, Plain / Transparent door | UDP/UDPT






IP 65/54 | TYPE 4, 4X, 12, 13 | IK 10/07



							
Enclosure				Mounting			
	H	W	D	Steel mounting plate	Insulated mounting plate	Mounting profiles	
UDP5050	500	500	320	UMPZ5050	UMPP5050	UMF500	
UDP5075	500	750	320	UMPZ5075	UMPP5075	UMF500	
UDP7550	750	500	320	UMPZ5075	UMPP5075	UMF750	
UDP7575	750	750	320	UMPZ7575	UMPP7575	UMF750	
UDP75100	750	1000	320	UMPZ75100	UMPP75100	UMF750	
UDP10050	1000	500	320	UMPZ100500	UMPP10050	UMF1000	
UDP10075	1000	750	320	UMPZ75100	UMPP75100	UMF1000	
UDP100100	1000	1000	320	UMPZ100100	UMPP100100	UMF1000	
UDP12575	1250	750	320	UMPZ75125	UMPP75125	UMF1250	
UDPT5050	500	500	320	UMPZ5050	UMPP5050	UMF500	
UDPT5075	500	750	320	UMPZ5075	UMPP5075	UMF500	
UDPT7550	750	500	320	UMPZ5075	UMPP5075	UMF750	
UDPT7575	750	750	320	UMPZ7575	UMPP7575	UMF750	
UDPT10050	1000	500	320	UMPZ100500	UMPP10050	UMF1000	
UDPT10075	1000	750	320	UMPZ75100	UMPP75100	UMF1000	
UDPT12575	1250	750	320	UMPZ75125	UMPP75125	UMF1250	
							
Enclosure				Fixing			
	H	W	D	Pole fixation	Adaptor frame for DIN-base	DIN-base	Plinth
UDP5050	500	500	320	EPF0400/EPF0600	-	-	UPP5032
UDP5075	500	750	320	EPF0600	UAF7532	UMPS7532	UPP7532
UDP7550	750	500	320	EPF0400/EPF0600	-	-	UPP5032
UDP7575	750	750	320	EPF0600	UAF7532	UMPS7532	UPP7532
UDP75100	750	1000	320	-	UAF10032	UMPS10032	UPP10032
UDP10050	1000	500	320	EPF0400/EPF0600	-	-	UPP5032
UDP10075	1000	750	320	EPF0600	UAF7532	UMPS7532	UPP7532
UDP100100	1000	1000	320	-	UAF10032	UMPS10032	UPP10032
UDP12575	1250	750	320	EPF0600	UAF7532	UMPS7532	UPP7532
UDPT5050	500	500	320	EPF0400/EPF0600	-	-	UPP5032
UDPT5075	500	750	320	EPF0600	UAF7532	UMPS7532	UPP7532
UDPT7550	750	500	320	EPF0400/EPF0600	-	-	UPP5032
UDPT7575	750	750	320	EPF0600	UAF7532	UMPS7532	UPP7532
UDPT10050	1000	500	320	EPF0400/EPF0600	-	-	UPP5032
UDPT10075	1000	750	320	EPF0600	UAF7532	UMPS7532	UPP7532
UDPT12575	1250	750	320	EPF0600	UAF7532	UMPS7532	UPP7532



## Accessories selection matrix | UDP/UDPT

								
Enclosure				Doors		Protection	Ventilation	Baying
	H	W	D	Inner door	Door stop	Rainhood	Air ventilation grids	Depth extension kit
UDP5050	500	500	320	UID5050	-	URH5032	UAV01	UDE5050
UDP5075	500	750	320	UID5075	UDS01/UDS02	URH7532	UAV01	UDE5075
UDP7550	750	500	320	UID7550	-	URH5032	UAV01	UDE7550
UDP7575	750	750	320	UID7575	UDS01/UDS02	URH7532	UAV01	UDE7575
UDP75100	750	1000	320	-	UDS01/UDS02	URH10032	UAV01	UDE75100
UDP10050	1000	500	320	UID10050	-	URH5032	UAV01	UDE10050
UDP10075	1000	750	320	UID10075	UDS01/UDS02	URH7532	UAV01	UDE10075
UDP100100	1000	1000	320	-	UDS01/UDS02	URH10032	UAV01	UDE100100
UDP12575	1250	750	320	-	UDS01/UDS02	URH7532	UAV01	UDE12575
UDPT5050	500	500	320	UID5050	-	URH5032	UAV01	UDE5050
UDPT5075	500	750	320	UID5075	UDS01/UDS02	URH7532	UAV01	UDE5075
UDPT7550	750	500	320	UID7550	-	URH5032	UAV01	UDE7550
UDPT7575	750	750	320	UID7575	UDS01/UDS02	URH7532	UAV01	UDE7575
UDPT10050	1000	500	320	UID10050	-	URH5032	UAV01	UDE10050
UDPT10075	1000	750	320	UID10075	UDS01/UDS02	URH7532	UAV01	UDE10075
UDPT12575	1250	750	320	-	UDS01/UDS02	URH7532	UAV01	UDE12575




# 02







## Wall Mounted Enclosures



**Terminal Boxes**  
Mild steel terminal box | STB

IP 66 | TYPE 4, 12, 13 | IK 08









									
Box				Mounting			Fixing		Cover
	H	W	D	Mounting plate	Bottom profile	DIN rail	Wall mounting brackets	Pole fixation	Hinges
STB151508	150	150	80	BMP1515	BPP15	BDR3515	AW41	-	STBH02
STB151512	150	150	120	BMP1515	BPP15	BDR3515	AW41	-	STBH02
STB153008	150	300	80	BMP1530	BPP15/BPP30	BDR3515/BDR3530	AW41	EPF0300	STBH02
STB153012	150	300	120	BMP1530	BPP15/BPP30	BDR3515/BDR3530	AW41	EPF0300	STBH02
STB202008	200	200	80	BMP2020	BPP20	BDR3520	AW41	-	STBH02
STB202012	200	200	120	BMP2020	BPP20	BDR3520	AW41	-	STBH02
STB203008	200	300	80	BMP2030	BPP20/BPP30	BDR3520/BDR3530	AW41	EPF0300	STBH02
STB203012	200	300	120	BMP2030	BPP20/BPP30	BDR3520/BDR3530	AW41	EPF0300	STBH02
STB204008	200	400	80	BMP2040	BPP20/BPP40	BDR3520/BDR3540	AW41	EPF0400	STBH02
STB204012	200	400	120	BMP2040	BPP20/BPP40	BDR3520/BDR3540	AW41	EPF0400	STBH02
STB205012	200	500	120	BMP2050	BPP20/BPP50	BDR3520/BDR3550	AW41	EPF0500	STBH02
STB206012	200	600	120	BMP2060	BPP20/BPP60	BDR3520/BDR3560	AW41	EPF0600	STBH02
STB208012	200	800	120	BMP2080	BPP20/BPP80	BDR3520/BDR3580	AW41	EPF0800	STBH02
STB303008	300	300	80	BMP3030	BPP30	BDR3530	AW41	EPF0300	STBH02
STB303012	300	300	120	BMP3030	BPP30	BDR3530	AW41	EPF0300	STBH02
STB304012	300	400	120	BMP3040	BPP30/BPP40	BDR3530/BDR3540	AW41	EPF0300/EPF0400	STBH02
STB305012	300	500	120	BMP3050	BPP30/BPP50	BDR3530/BDR3550	AW41	EPF0300/EPF0500	STBH02
STB306012	300	600	120	BMP3060	BPP30/BPP60	BDR3530/BDR3560	AW41	EPF0300/EPF0600	STBH02
STB404012	400	400	120	BMP4040	BPP40	BDR3540	AW41	EPF0400	STBH02
STB406012	400	600	120	BMP4060	BPP40/BPP60	BDR3540/BDR3560	AW41	EPF0400/EPF0600	STBH02
STB408012	400	800	120	BMP4080	BPP40/BPP80	BDR3540/BDR3580	AW41	EPF0400/EPF0800	STBH02

# Terminal Boxes

Stainless steel terminal box | SSTB

IP 66 | TYPE 4X, 12, 13 | IK 08







									
Box	H	W	D	Mounting			Fixing		Cover
				Mounting plate	Bottom profile	DIN rail	Wall mounting brackets	Pole fixation	Hinges
SSTB151508	150	150	80	BMP1515	BPP15	BDR3515	AWS41-304	-	SSTBH02
SSTB151508-316	150	150	80	BMP1515	BPP15	BDR3515	AWS41-316	-	SSTBH02
SSTB151512	150	150	120	BMP1515	BPP15	BDR3515	AWS41-304	-	SSTBH02
SSTB151512-316	150	150	120	BMP1515	BPP15	BDR3515	AWS41-316	-	SSTBH02
SSTB153008	150	300	80	BMP1530	BPP15/BPP30	BDR3515/BDR3530	AWS41-304	EPF0300	SSTBH02
SSTB153008-316	150	300	80	BMP1530	BPP15/BPP30	BDR3515/BDR3530	AWS41-316	EPF0300	SSTBH02
SSTB153012	150	300	120	BMP1530	BPP15/BPP30	BDR3515/BDR3530	AWS41-304	EPF0300	SSTBH02
SSTB153012-316	150	300	120	BMP1530	BPP15/BPP30	BDR3515/BDR3530	AWS41-316	EPF0300	SSTBH02
SSTB202008	200	200	80	BMP2020	BPP20	BDR3520	AWS41-304	-	SSTBH02
SSTB202008-316	200	200	80	BMP2020	BPP20	BDR3520	AWS41-316	-	SSTBH02
SSTB202012	200	200	120	BMP2020	BPP20	BDR3520	AWS41-304	-	SSTBH02
SSTB202012-316	200	200	120	BMP2020	BPP20	BDR3520	AWS41-316	-	SSTBH02
SSTB203008	200	300	80	BMP2030	BPP20/BPP30	BDR3520/BDR3530	AWS41-304	EPF0300	SSTBH02
SSTB203008-316	200	300	80	BMP2030	BPP20/BPP30	BDR3520/BDR3530	AWS41-316	EPF0300	SSTBH02
SSTB203012	200	300	120	BMP2030	BPP20/BPP30	BDR3520/BDR3530	AWS41-304	EPF0300	SSTBH02
SSTB203012-316	200	300	120	BMP2030	BPP20/BPP30	BDR3520/BDR3530	AWS41-316	EPF0300	SSTBH02
SSTB204008	200	400	80	BMP2040	BPP20/BPP40	BDR3520/BDR3540	AWS41-304	EPF0400	SSTBH02
SSTB204008-316	200	400	80	BMP2040	BPP20/BPP40	BDR3520/BDR3540	AWS41-316	EPF0400	SSTBH02
SSTB204012	200	400	120	BMP2040	BPP20/BPP40	BDR3520/BDR3540	AWS41-304	EPF0400	SSTBH02
SSTB204012-316	200	400	120	BMP2040	BPP20/BPP40	BDR3520/BDR3540	AWS41-316	EPF0400	SSTBH02
SSTB205012	200	500	120	BMP2050	BPP20/BPP50	BDR3520/BDR3550	AWS41-304	EPF0500	SSTBH02
SSTB205012-316	200	500	120	BMP2050	BPP20/BPP50	BDR3520/BDR3550	AWS41-316	EPF0500	SSTBH02
SSTB206012	200	600	120	BMP2060	BPP20/BPP60	BDR3520/BDR3560	AWS41-304	EPF0600	SSTBH02
SSTB206012-316	200	600	120	BMP2060	BPP20/BPP60	BDR3520/BDR3560	AWS41-316	EPF0600	SSTBH02
SSTB208012	200	800	120	BMP2080	BPP20/BPP80	BDR3520/BDR3580	AWS41-304	EPF0800	SSTBH02
SSTB208012-316	200	800	120	BMP2080	BPP20/BPP80	BDR3520/BDR3580	AWS41-316	EPF0800	SSTBH02
SSTB303008	300	300	80	BMP3030	BPP30	BDR3530	AWS41-304	EPF0300	SSTBH02
SSTB303008-316	300	300	80	BMP3030	BPP30	BDR3530	AWS41-316	EPF0300	SSTBH02
SSTB303012	300	300	120	BMP3030	BPP30	BDR3530	AWS41-304	EPF0300	SSTBH02
SSTB303012-316	300	300	120	BMP3030	BPP30	BDR3530	AWS41-316	EPF0300	SSTBH02
SSTB304012	300	400	120	BMP3040	BPP30/BPP40	BDR3530/BDR3540	AWS41-304	EPF0300/EPF0400	SSTBH02
SSTB304012-316	300	400	120	BMP3040	BPP30/BPP40	BDR3530/BDR3540	AWS41-316	EPF0300/EPF0400	SSTBH02
SSTB305012	300	500	120	BMP3050	BPP30/BPP50	BDR3530/BDR3550	AWS41-304	EPF0300/EPF0500	SSTBH02
SSTB305012-316	300	500	120	BMP3050	BPP30/BPP50	BDR3530/BDR3550	AWS41-316	EPF0300/EPF0500	SSTBH02
SSTB306012	300	600	120	BMP3060	BPP30/BPP60	BDR3530/BDR3560	AWS41-304	EPF0300/EPF0600	SSTBH02
SSTB306012-316	300	600	120	BMP3060	BPP30/BPP60	BDR3530/BDR3560	AWS41-316	EPF0300/EPF0600	SSTBH02
SSTB404012	400	400	120	BMP4040	BPP40	BDR3540	AWS41-304	EPF0400	SSTBH02
SSTB404012-316	400	400	120	BMP4040	BPP40	BDR3540	AWS41-316	EPF0400	SSTBH02
SSTB406012	400	600	120	BMP4060	BPP40/BPP60	BDR3540/BDR3560	AWS41-304	EPF0400/EPF0600	SSTBH02
SSTB406012-316	400	600	120	BMP4060	BPP40/BPP60	BDR3540/BDR3560	AWS41-316	EPF0400/EPF0600	SSTBH02
SSTB408012	400	800	120	BMP4080	BPP40/BPP80	BDR3540/BDR3580	AWS41-304	EPF0400/EPF0800	SSTBH02
SSTB408012-316	400	800	120	BMP4080	BPP40/BPP80	BDR3540/BDR3580	AWS41-316	EPF0400/EPF0800	SSTBH02

# Terminal Boxes

## Small ABS terminal box | DABP

IP 66,67 | IK 06/07



							
Box				Mounting		Fixing	Cover
	H	W	D	Mounting plate	DIN rail	Wall mounting brackets	Hinges
DABP050504GE	53	55	36	-	-	DFL1E	DSHI1E
DABP050704GE	53	65	36	-	-	DFL1E	DSHI1E
DABP080806GE	80	82	56	DMP0808E	DR350584E	DFL1E	DSHI1E
DABP080809GE	80	82	86	DMP0808E	DR350584E	DFL1E	DSHI1E
DABP081206GE	80	120	56	DMP0812E	DR350964E	DFL1E	DSHI1E
DABP081209GE	80	120	86	DMP0812E	DR350964E	DFL1E	DSHI1E
DABP081606GE	80	160	56	DMP0816E	DR351364E	DFL1E	DSHI1E
DABP081609GE	80	160	86	DMP0816E	DR351364E	DFL1E	DSHI1E
DABP121206GE	120	122	56	DMP1212E	DR350964E	DFL1E	DSHI1E
DABP121209GE	120	122	86	DMP1212E	DR350964E	DFL1E	DSHI1E
DABP121609GE	120	160	91	DMP1216E	DR351364E	DFL1E	DSHI1E
DABP122009GE	120	200	86	DMP1220E	DR351764E	DFL1E	DSHI1E
DABP152008GE	150	200	76	DMP1520E	DR351604E	DFL1E	DSHI1E
DABP162409GE	160	240	91	DMP1624E	DR352154E	DFL1E	DSHI1E
DABP162412GE	160	240	121	DMP1624E	DR352154E	DFL1E	DSHI1E
DABP233009GE	230	300	86	DMP2330E	DR352754E	DFL1E	DSHI1E
DABP233011GE	230	300	111	DMP2330E	DR352754E	DFL1E	DSHI1E








# Terminal Boxes

## Medium ABS terminal box | SABP

IP 66,67 | IK 06/07











								
Box				Mounting		Fixing	Cover	
	H	W	D	Mounting plate	DIN rail	Wall mounting brackets	Cover plugs	Hinges
SABP081308GE	75	125	75	SMP0813E	DR350404E/DR350904E	SFL1E	SCP08E	DSHI1E
SABP081310GE	75	125	100	SMP0813E	DR350404E/DR350904E	SFL1E	SCP10E	DSHI1E
SABP081313GE	75	125	125	SMP0813E	DR350404E/DR350904E	SFL1E	SCP1315E	DSHI1E
SABP131308GE	125	125	75	SMP1313E	DR350904E	SFL1E	SCP08E	DSHI1E
SABP131310GE	125	125	100	SMP1313E	DR350904E	SFL1E	SCP10E	DSHI1E
SABP131313GE	125	125	125	SMP1313E	DR350904E	SFL1E	SCP1315E	DSHI1E
SABP131808GE	125	175	75	SMP1318E	DR350904E/DR351404E	SFL1E	SCP08E	DSHI1E
SABP131810GE	125	175	100	SMP1318E	DR350904E/DR351404E	SFL1E	SCP10E	DSHI1E
SABP131813GE	125	175	125	SMP1318E	DR350904E/DR351404E	SFL1E	SCP1315E	DSHI1E
SABP131815GE	125	175	150	SMP1318E	DR350904E/DR351404E	SFL1E	SCP1315E	DSHI1E
SABP181808GE	175	175	75	SMP1818E	DR351404E	SFL1E	SCP08E	DSHI1E
SABP181810GE	175	175	100	SMP1818E	DR351404E	SFL1E	SCP10E	DSHI1E
SABP181813GE	175	175	125	SMP1818E	DR351404E	SFL1E	SCP1315E	DSHI1E
SABP181815GE	175	175	150	SMP1818E	DR351404E	SFL1E	SCP1315E	DSHI1E
SABP182508GE	175	250	75	SMP1825E	DR351404E/DR352154E	SFL1E	SCP08E	DSHI1E
SABP182510GE	175	250	100	SMP1825E	DR351404E/DR352154E	SFL1E	SCP10E	DSHI1E
SABP182515GE	175	250	150	SMP1825E	DR351404E/DR352154E	SFL1E	SCP1315E	DSHI1E

# Terminal Boxes

## Large ABS terminal box | OABP

IP 66,67 | IK 06/07







							
Box				Mounting			Fixing
	H	W	D	Mounting plate	Mounting plate depth adjustment kit	DIN rail	Wall mounting brackets
OABP202013GE	200	200	132	OMP2020E	OELA1.04E	DR351505E	OFL1E
OABP203013GE	200	300	132	OMP2030E	OELA1.04E	DR351505E/DR352505E	OFL1E
OABP204013GE	200	400	132	OMP2040E	OELA1.04E	DR351505E/DR353505E	OFL1E
OABP303013GE	300	300	132	OMP3030E	OELA1.04E	DR352505E	OFL1E
OABP304013GE	300	400	132	OMP3040E	OELA1.04E	DR352505E/DR353505E	OFL1E
OABP306013GE	300	600	132	OMP3060E	OELA1.04E	DR352505E	OFL1E
OABP406013GE	400	600	132	OMP4060E	OELA1.04E	DR353505E	OFL1E
OABP202013TE	200	200	132	OMP2020E	OELA1.04E	DR351505E	OFL1E
OABP203013TE	200	300	132	OMP2030E	OELA1.04E	DR351505E/DR352505E	OFL1E
OABP204013TE	200	400	132	OMP2040E	OELA1.04E	DR351505E/DR353505E	OFL1E
OABP303013TE	300	300	132	OMP3030E	OELA1.04E	DR352505E	OFL1E
OABP304013TE	300	400	132	OMP3040E	OELA1.04E	DR352505E/DR353505E	OFL1E
OABP306013TE	300	600	132	OMP3060E	OELA1.04E	DR352505E	OFL1E
OABP406013TE	400	600	132	OMP4060E	OELA1.04E	DR353505E	OFL1E
							
Box				Cover			Baying
	H	W	D	Hinges	Cover plugs	Wing screw	Extension frame
OABP202013GE	200	200	132	OHI1E	OCP1E	OLW55E	OPCP202006EE
OABP203013GE	200	300	132	OHI1E	OCP1E	OLW55E	OPCP203006EE
OABP204013GE	200	400	132	OHI1E	OCP1E	OLW55E	OPCP204006EE
OABP303013GE	300	300	132	OHI1E	OCP1E	OLW55E	OPCP303006EE
OABP304013GE	300	400	132	OHI1E	OCP1E	OLW55E	OPCP304006EE
OABP306013GE	300	600	132	OHI1E	OCP1E	OLW55E	OPCP306006EE
OABP406013GE	400	600	132	OHI1E	OCP1E	OLW55E	OPCP406006EE
OABP202013TE	200	200	132	OHI1E	OCP1E	OLW55E	OPCP202006EE
OABP203013TE	200	300	132	OHI1E	OCP1E	OLW55E	OPCP203006EE
OABP204013TE	200	400	132	OHI1E	OCP1E	OLW55E	OPCP204006EE
OABP303013TE	300	300	132	OHI1E	OCP1E	OLW55E	OPCP303006EE
OABP304013TE	300	400	132	OHI1E	OCP1E	OLW55E	OPCP304006EE
OABP306013TE	300	600	132	OHI1E	OCP1E	OLW55E	OPCP306006EE
OABP406013TE	400	600	132	OHI1E	OCP1E	OLW55E	OPCP406006EE

## Terminal Boxes

Small polycarbonate terminal box | DPCP

IP 66,67 | IK 08



							
Box				Mounting		Fixing	Cover
	H	W	D	Mounting plate	DIN rail	Wall mounting brackets	Hinges
DPCP050504GE	53	55	36	-	-	DFL1E	DSHI1E
DPCP050704GE	53	65	36	-	-	DFL1E	DSHI1E
DPCP080806GE	80	82	56	DMP0808E	DR350584E	DFL1E	DSHI1E
DPCP080809GE	80	82	86	DMP0808E	DR350584E	DFL1E	DSHI1E
DPCP081206GE	80	120	56	DMP0812E	DR350964E	DFL1E	DSHI1E
DPCP081209GE	80	120	86	DMP0812E	DR350964E	DFL1E	DSHI1E
DPCP081606GE	80	160	56	DMP0816E	DR351364E	DFL1E	DSHI1E
DPCP081609GE	80	160	86	DMP0816E	DR351364E	DFL1E	DSHI1E
DPCP121206GE	120	122	56	DMP1212E	DR350964E	DFL1E	DSHI1E
DPCP121209GE	120	122	86	DMP1212E	DR350964E	DFL1E	DSHI1E
DPCP121609GE	120	160	91	DMP1216E	DR351364E	DFL1E	DSHI1E
DPCP122009GE	120	200	86	DMP1220E	DR351764E	DFL1E	DSHI1E
DPCP152008GE	150	200	76	DMP1520E	DR351604E	DFL1E	DSHI1E
DPCP162409GE	160	240	91	DMP1624E	DR352154E	DFL1E	DSHI1E
DPCP162412GE	160	240	121	DMP1624E	DR352154E	DFL1E	DSHI1E
DPCP233009GE	230	300	86	DMP2330E	DR352754E	DFL1E	DSHI1E
DPCP233011GE	230	300	111	DMP2330E	DR352754E	DFL1E	DSHI1E









# Terminal Boxes

Large polycarbonate terminal box | OPCP

IP 66, 67 | IK 08











							
Box				Mounting			Fixing
	H	W	D	Mounting plate	Mounting plate depth adjustment kit	DIN rail	Wall mounting brackets
OPCP202013GE	200	200	132	OMP2020E	OELA1.04E	DR351505E	OFL1E
OPCP203013GE	200	300	132	OMP2030E	OELA1.04E	DR351505E/DR352505E	OFL1E
OPCP204013GE	200	400	132	OMP2040E	OELA1.04E	DR351505E/DR353505E	OFL1E
OPCP303013GE	300	300	132	OMP3030E	OELA1.04E	DR352505E	OFL1E
OPCP304013GE	300	400	132	OMP3040E	OELA1.04E	DR352505E/DR353505E	OFL1E
OPCP306013GE	300	600	132	OMP3060E	OELA1.04E	DR352505E	OFL1E
OPCP406013GE	400	600	132	OMP4060E	OELA1.04E	DR353505E	OFL1E
OPCP202013TE	200	200	132	OMP2020E	OELA1.04E	DR351505E	OFL1E
OPCP203013TE	200	300	132	OMP2030E	OELA1.04E	DR351505E/DR352505E	OFL1E
OPCP204013TE	200	400	132	OMP2040E	OELA1.04E	DR351505E/DR353505E	OFL1E
OPCP303013TE	300	300	132	OMP3030E	OELA1.04E	DR352505E	OFL1E
OPCP304013TE	300	400	132	OMP3040E	OELA1.04E	DR352505E/DR353505E	OFL1E
OPCP306013TE	300	600	132	OMP3060E	OELA1.04E	DR352505E	OFL1E
OPCP406013TE	400	600	132	OMP4060E	OELA1.04E	DR353505E	OFL1E
							
Box				Cover			Baying
	H	W	D	Hinges	Cover plugs	Wing screw	Extension frame
OPCP202013GE	200	200	132	OHI1E	OCP1E	OLW55E	OPCP202006EE
OPCP203013GE	200	300	132	OHI1E	OCP1E	OLW55E	OPCP203006EE
OPCP204013GE	200	400	132	OHI1E	OCP1E	OLW55E	OPCP204006EE
OPCP303013GE	300	300	132	OHI1E	OCP1E	OLW55E	OPCP303006EE
OPCP304013GE	300	400	132	OHI1E	OCP1E	OLW55E	OPCP304006EE
OPCP306013GE	300	600	132	OHI1E	OCP1E	OLW55E	OPCP306006EE
OPCP406013GE	400	600	132	OHI1E	OCP1E	OLW55E	OPCP406006EE
OPCP202013TE	200	200	132	OHI1E	OCP1E	OLW55E	OPCP202006EE
OPCP203013TE	200	300	132	OHI1E	OCP1E	OLW55E	OPCP203006EE
OPCP204013TE	200	400	132	OHI1E	OCP1E	OLW55E	OPCP204006EE
OPCP303013TE	300	300	132	OHI1E	OCP1E	OLW55E	OPCP303006EE
OPCP304013TE	300	400	132	OHI1E	OCP1E	OLW55E	OPCP304006EE
OPCP306013TE	300	600	132	OHI1E	OCP1E	OLW55E	OPCP306006EE
OPCP406013TE	400	600	132	OHI1E	OCP1E	OLW55E	OPCP406006EE

**Human Machine Interface**  
**Mild Steel, Compact | MPG**

**IP 66 | TYPE 4, 12, 13 | IK 10 (single door); IP 55 | TYPE 12, 13 | IK 10 (double door)**



										
Console				Mounting						
				H	W	D	Mounting plate	Mounting plate depth adjustment kit		
MPG06R5				985	600	400	GCPZ06	MPGDA01		
MPG08R5				985	800	400	GCPZ08	MPGDA01		
MPG10R5				985	1000	400	GCPZ10	MPGDA01		
MPG12R5				985	1200	400	GCPZ12	MPGDA01		
MPG16R5				985	1600	400	GCPZ16	MPGDA01		
										
Console				Fixing						
				H	W	D	Front/rear plinths (100 mm height)	Side plinths (100 mm height)	Front/rear plinths (200 mm height)	Side plinths (200 mm height)
MPG06R5				985	600	400	PF1060	PST1040	PF2060	PST2040
MPG08R5				985	800	400	PF1080	PST1040	PF2080	PST2040
MPG10R5				985	1000	400	PF1100	PST1040	PF2100	PST2040
MPG12R5				985	1200	400	PF1120	PST1040	PF2120	PST2040
MPG16R5				985	1600	400	2x PF1080	PST1040	2x PF2080	PST2040

# Human Machine Interface

Mild Steel, Modular | MPC

IP 66 | TYPE 4, 12, 13 | IK 10 (single door); IP 55 | TYPE 12, 13 | IK 10 (double door)



							
Console				Mounting		Lids	
	H	W	D	Mounting plate	Segregation plate	Cover plate	Stainless steel panel
MPC061R5	500	600	494	CDPZ06	-	-	MPPS061
MPC081R5	500	800	494	CDPZ08	-	-	MPPS081
MPC101R5	500	1000	494	CDPZ10	-	-	MPPS101
MPC121R5	500	1200	494	CDPZ12	-	-	MPPS121
MPC161R5	500	1600	494	CDPZ16	-	-	MPPS161
MPC062R5	250	600	985	CDPZ06	SGPZ06	BDP06R5	MPLS062
MPC082R5	250	800	985	CDPZ08	SGPZ08	BDP08R5	MPLS082
MPC102R5	250	1000	985	CDPZ10	SGPZ10	BDP10R5	MPLS102
MPC122R5	250	1200	985	CDPZ12	SGPZ12	BDP12R5	MPLS122
MPC162R5	250	1600	985	CDPZ16	SGPZ16	BDP16R5	MPLS162
MPC063R5	700	600	500	CBPZ06	-	BDP06R5	-
MPC083R5	700	800	500	CBPZ08	-	BDP08R5	-
MPC103R5	700	1000	500	CBPZ10	-	BDP10R5	-
MPC123R5	700	1200	500	CBPZ12	-	BDP12R5	-
MPC163R5	700	1600	500	CBPZ16	-	BDP16R5	-
							
Console				Fixing			
	H	W	D	Front/rear plinths (100 mm height)	Plinth side panels (100 mm height)	Front/rear plinths (200 mm height)	Plinth side panels (200 mm height)
MPC061R5	500	600	494	-	-	-	-
MPC081R5	500	800	494	-	-	-	-
MPC101R5	500	1000	494	-	-	-	-
MPC121R5	500	1200	494	-	-	-	-
MPC161R5	500	1600	494	-	-	-	-
MPC062R5	250	600	985	-	-	-	-
MPC082R5	250	800	985	-	-	-	-
MPC102R5	250	1000	985	-	-	-	-
MPC122R5	250	1200	985	-	-	-	-
MPC162R5	250	1600	985	-	-	-	-
MPC063R5	700	600	500	PF1060	PST1050	PF2060	PST2050
MPC083R5	700	800	500	PF1080	PST1050	PF2080	PST2050
MPC103R5	700	1000	500	PF1100	PST1050	PF2100	PST2050
MPC123R5	700	1200	500	PF1120	PST1050	PF2120	PST2050
MPC163R5	700	1600	500	2x PF1080	PST1050	2x PF2080	PST2050

**Human Machine Interface**  
Stainless Steel, Compact | MPGS

IP 66 | TYPE 4X, 12, 13 | IK 10 (single door); IP 55 | TYPE 12, 13 | IK 10 (double door)



							
Console				Mounting		Fixing	
	H	W	D	Mounting plate	Depth adjustment kit	Plinth (100 mm height)	Plinth (200 mm height)
MPGS06	985	600	400	GCPZ06	MPGDA01	MSNS1064	MSNS2064
MPGS06-316	985	600	400	GCPZ06	MPGDA01	MSNS1064	MSNS2064
MPGS08	985	800	400	GCPZ08	MPGDA01	MSNS1084	MSNS2084
MPGS08-316	985	800	400	GCPZ08	MPGDA01	MSNS1084	MSNS2084
MPGS10	985	1000	400	GCPZ10	MPGDA01	MSNS1104	MSNS2104
MPGS10-316	985	1000	400	GCPZ10	MPGDA01	MSNS1104	MSNS2104
MPGS12	985	1200	400	GCPZ12	MPGDA01	MSNS1124	MSNS2124
MPGS12-316	985	1200	400	GCPZ12	MPGDA01	MSNS1124	MSNS2124








# Human Machine Interface

Stainless Steel, Modular | MPCS

IP 66 | TYPE 4X, 12, 13 | IK 10 (single door); IP 55 | TYPE 12, 13 | IK 10 (double door)



								
Console				Mounting		Fixing		Lids
	H	W	D	Mounting plate	Segregation plate	Plinth (100 mm height)	Plinth (200 mm height)	Cover plate
MPCS061	500	600	494	CDPZ06	-	-	-	-
MPCS061-316	500	600	494	CDPZ06	-	-	-	-
MPCS081	500	800	494	CDPZ08	-	-	-	-
MPCS081-316	500	800	494	CDPZ08	-	-	-	-
MPCS101	500	1000	494	CDPZ10	-	-	-	-
MPCS101-316	500	1000	494	CDPZ10	-	-	-	-
MPCS121	500	1200	494	CDPZ12	-	-	-	-
MPCS121-316	500	1200	494	CDPZ12	-	-	-	-
MPCS161	500	1600	494	CDPZ16	-	-	-	-
MPCS161-316	500	1600	494	CDPZ16	-	-	-	-
MPCS062	250	600	985	CDPZ06	SGPZ06	-	-	BDPS06
MPCS062-316	250	600	985	CDPZ06	SGPZ06	-	-	BDPS06
MPCS082	250	800	985	CDPZ08	SGPZ08	-	-	BDPS08
MPCS082-316	250	800	985	CDPZ08	SGPZ08	-	-	BDPS08
MPCS102	250	1000	985	CDPZ10	SGPZ10	-	-	BDPS10
MPCS102-316	250	1000	985	CDPZ10	SGPZ10	-	-	BDPS10
MPCS122	250	1200	985	CDPZ12	SGPZ12	-	-	BDPS12
MPCS122-316	250	1200	985	CDPZ12	SGPZ12	-	-	BDPS12
MPCS162	250	1600	985	CDPZ16	SGPZ16	-	-	BDPS16
MPCS162-316	250	1600	985	CDPZ16	SGPZ16	-	-	BDPS16
MPCS063	700	600	500	CBPZ06	-	MSNS1065	MSNS2065	BDPS06
MPCS063-316	700	600	500	CBPZ06	-	MSNS1065	MSNS2065	BDPS06
MPCS083	700	800	500	CBPZ08	-	MSNS1085	MSNS2085	BDPS08
MPCS083-316	700	800	500	CBPZ08	-	MSNS1085	MSNS2085	BDPS08
MPCS103	700	1000	500	CBPZ10	-	MSNS1105	MSNS2105	BDPS10
MPCS103-316	700	1000	500	CBPZ10	-	MSNS1105	MSNS2105	BDPS10
MPCS123	700	1200	500	CBPZ12	-	MSNS1125	MSNS2125	BDPS12
MPCS123-316	700	1200	500	CBPZ12	-	MSNS1125	MSNS2125	BDPS12
MPCS163	700	1600	500	CBPZ16	-	2x MSNS1085	2x MSNS2085	BDPS16
MPCS163-316	700	1600	500	CBPZ16	-	2x MSNS1085	2x MSNS2085	BDPS16









Our powerful portfolio of brands:

**CADDY   ERICO   HOFFMAN   RAYCHEM   SCHROFF   TRACER**



**eldon.com**  
**HOFFMAN.nVent.com**