



CONNECT AND PROTECT

nVent ERIFLEX Flexbus Advanced

Services – 2024


nVent

ERIFLEX



nVent ERIFLEX offers the products, technical support, engineering and customer site services necessary to specify and build a complete offer of solutions for the transmission of low voltage energy. In areas such as industry, data centers, renewable energy, and all applications where low-voltage energy storage and transmission is essential. Our team of engineers brings years of experience and expertise to each project and will accompany you from start to finish with your own Flexbus project.

ON-SITE SERVICES

- Theoretical and practical training for installation at your site
- Technical support at the end customer's site prior to installation
- Installation assistance and training at the end customer's site
- Commissioning assistance


DESIGN AND ENGINEERING SERVICES

- Engineering and prototypes for special product solutions
- 3D diagram of the Flexbus pat'h with STEP file provided, BOM and calculation note
- Assisting your engineering team to find the best solution
- Support and verification of IEC compliance



Please contact your nVent ERIFLEX representative or contact us at ERIFLEX.FleXbus@nVent.com for a quote or more information about Flexbus services.

On-site Services



THEORETICAL AND PRACTICAL TRAINING ON THE INSTALLATION OF THE FLEXBUS SYSTEM AT YOUR SITE

This service is carried out on location at your site. nVent will send a qualified nVent Flexbus system technician to provide theoretical and practical training. Subject to a specific request, theoretical training includes:

- Flexbus system Value Proposition
- Typical applications of the Flexbus system
- Advantages of the Flexbus system
- Flexbus system overview
- Details of the Flexbus range:
 - Flexbus conductors
 - HCBC clamp and plate
 - Support kits
 - Fire system
 - IP2x boots
 - IP55 and IP66 conductor entry
 - Other accessories and tools
- Comparing Flexbus with cables and prefabricated busduct
- Applicable standards
- Calculation and selection software

The nVent trainer will use your own or nVent's equipment and tools. This is to be defined before the training for reasons of preparation and logistics. The purpose of this service is to train several electricians who will install the Flexbus solution at the customer site. The electricians will then be able to benefit from all the advantages of the Flexbus solution (installation speed, reduced total installation cost), while respecting the tolerances of the system, in accordance with the design specifications and the applicable IEC standards.

The practical training includes an exercise in mounting the supports, connecting the conductors on the switchboard side, installing the conductors in the supports, cutting the overlength of the conductor at the source/transformer, stripping it and installing the HCBC clamp and plate connection.



On-site Services



TECHNICAL SUPPORT AT THE END CUSTOMER'S SITE, BEFORE INSTALLATION

This service is carried out prior to the installation of the FleXbus system at the end customer's site. It can be executed at the request of the electrical contractor. nVent will provide an electrically cleared nVent FleXbus technician.

The nVent employee will assist and train the electrical installer or the design office staff by explaining the details of the FleXbus system ensuring that all the assembly recommendations present in our documentation (FleXbus Technical Guide and instructions) are respected and in line with the specific environment of the installation site.

The technical support allows for a good preparation of the site and a well laid-out definition of the FleXbus system upstream. In particular its path between the two connection points. This will make it possible to exactly control the different elements that make up the FleXbus system.

After that you are capable to visualize how you will be able to install the FleXbus system on this particular site, what other


The technical support and upstream preparation will make it possible to carry out the installation faster and minimize labor costs.

This service is particularly helpful if the design office has to define and/or design the FleXbus system for the first time.

supplies you will need (cable trays and other fastening or connection systems) and if necessary to draw upstream the appropriate FleXbus system design.

If necessary, our technician can show the design office how to configure and calculate the FleXbus system with our online software. Including mounting the tools at your disposal to draw the path of a FleXbus installation in 3D.

On-site Services



ASSISTANCE AND TRAINING ON THE INSTALLATION OF THE FLEXBUS SYSTEM AT YOUR END CUSTOMER'S SITE

This service is carried out during the installation of the Flexbus system at the end customer's site. It can be done at the request of the electrical contractor. nVent will provide an electrically cleared nVent Flexbus technician.

The nVent technician will assist and train the electrical installer by explaining the details of the Flexbus system ensuring that all the assembly recommendations present in our documentation (Flexbus Technical Guide and instructions) are respected. **The installation assistance ensures that the installation is carried out within the tolerances of the Flexbus system, in accordance with the design specifications and the applicable IEC standards.**

The technical support makes it possible to carry out the installation faster and minimize labor costs.

This service is particularly of value if the electrical installer has to install the Flexbus system for the first time. The nVent technician does not carry out the physical installation. This remains the responsibility of the electrical contractor. The nVent technician is present on site to advise and train the electrical installer.

On-site Services



SUPPORT / PRE-COMMISSIONING VERIFICATION

This service is carried out after the installation of the Flexbus system at the end customer's site and before it is powered on. It can be done at the request of the electrical contractor or possibly the end user. nVent will provide an electrically cleared nVent Flexbus technician. The commissioning support ensures that the installation has been carried out within the tolerances of the Flexbus system, in accordance with the design specifications and the applicable IEC Standards.

The nVent technician will review many practical and theoretical control points. These are related to the installation, its environment, standards, the calculation note previously formalized and nVent's technical documents. A detailed control report will be provided in English or French. Each control point will be given a status: Ok / Acceptable / Not Ok / Not visible / Not applicable. In the event of an anomaly, the report will specify which corrective actions need to be put in place before powering up.

The support /pre-commissioning verification is for the Flexbus system only. The input data used to calculate the installation remains the responsibility of the electrical contractor. The advice and knowledge of the nVent technician are related to the Flexbus system only and exclude other important elements of the upstream installation. Like high voltage network, low voltage source transformer and generator. For downstream the switchboard, protection device and so on.



Flexbus – Commissioning assistance report

The electrical certificate for the entire installation, also known as third party certification, is subject to the affirmation made by the installer and the on-the-spot inspection carried out by the appropriate authority.

Design and Engineering Services





FLEXBUS 3D IMPLANTATION

Our team of engineers can help you or realize the 3D implantation of the FleXbus system. You can share your plans as a SolidWorks file (.STEP) with the two elements that need to be connected and their technical characteristics. Our team will then be able to calculate the sizing of the FleXbus system according to your parameters. They will provide the calculation note, the bill of materials (BOM), the costing and your SolidWorks drawing (.STEP) implemented from the FleXbus path.

Together with you, they will find the best solution to achieve an optimised electrical connection and check the compliance of the FleXbus connection with IEC standards.

Our team can also offer, encrypt and prototype special FleXbus elements for your particular and complex applications.



FleXbus: Example of 3D drawing

Design and Engineering Services

SERVICES PRICE LIST 2024

On-site services: Europe

Rest of the world: On demand

Reference	Descriptive reference	Family article	Description	Units of measurement
508200	FLEXFIELDSEV	TN	On-site service	Day pass by zone

On-Site Services Prices - 2024 - EUR - Europe

	1 Day	2 Days	3 Days
Zone 1	1500	2500	3300
Zone 2	3000	4000	4800
Zone 3	4000	5000	5800

Zone 1	Zone 2	Zone 3
France	Spain	Albania
Belgium	Portugal	Belarus
Luxembourg	Italy	Bulgaria
Switzerland	Austria	Denmark
	Slovenia	Estonia
	Croatia	Finland
	Bosnia & Herzegovina	Greece
	Hungary	Iceland
	Slovakia	Latvia
	Czech Republic	Lithuania
	Germany	North Macedonia
	Netherlands	Moldova
	United Kingdom	Montenegro
	Ireland	Norway
		Poland
		Romania
		Serbia
		Sweden
		Ukraine



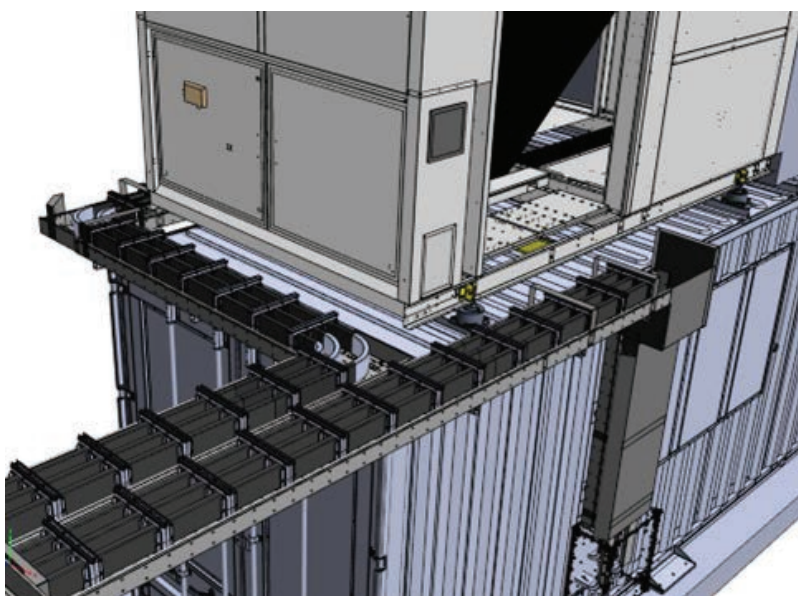
Design and Engineering Services



Reference	Descriptive reference	Family article	Description	Units of measurement
508203	FLEXENGINEERING	TN	3D design, prototype study	Package according to length of the connection

Design and Engineering Services Prices - 2024 - EUR

FleXbus connection length	2 to 10 meters	11 to 25 meters	> to 25 meters
	500	1000	1500



Terms & Conditions

The date of intervention for the realization of an on-site service must be communicated to nVent at least 3 weeks in advance for Europe. For Asia, the Middle East or the Americas, the date of intervention must be communicated 6 weeks in advance. The service can only be performed if nVent has confirmed in writing the availability of one of our technicians. Quotes for service offers are free and valid from the date of the quote until December 31 of the same year.

A sales order as well as the acknowledgment of receipt for this order by nVent is necessary for the validation of the intervention.

The tools required for installation assistance are those of the electrical installer. nVent can provide a list of useful tools upon customer request. The customer must have qualified personnel on site to carry out this installation. The customer is responsible for managing on-site access to the nVent technician.

In case of change of date of the intervention by the customer, a confirmation of the availability of the nVent technician must be validated in writing. In case of notification of change of date by the customer that occurs less than 7 days from mobilization, customer shall pay to nVent reasonable and documented costs sustained by nVent due to the late notification of change of date. On-site security is the responsibility of the customer.

Work schedule of nVent technicians: Monday to Thursday from 8:00 to 12:00 and from 13:30 to 17:30. Friday from 8:00 to 12:00. On-site intervention will stop at 17:30 and resume the next day if necessary. Travel expenses are departing from Andrézieux bouthéon – department 42 (France) unless otherwise stated.

Limit of service: nVent is only subject to an obligation of means and in no case to an obligation of result,

nVent undertakes to give its best care, in accordance with the rules of the art.

nVent technicians intervention is only limited to on-site installation assistance, on-site training, and commissioning assistance. These are Intellectual Services and refers to any advice/expertise type service provided by nVent that does not include any physical intervention on the Existing Equipment. These services do not give rise to the Supply of Materials. It is expressly agreed that the commitments entered into by nVent in respect of these Intellectual Services are considered as obligations of means. In any case, for the performance of the Intellectual Services, nVent undertakes to give its best care, in accordance with the rules of the art, to deliver conclusions and recommendations based on its experience and the skills of its staff in the field. As a result, nVent does not guarantee that these conclusions and recommendations are the only valid and relevant conclusions and recommendations that a competent consultant could make.

In addition, the Client shall cooperate fully with nVent in the performance of these Intellectual Services.

nVent does not provide any guarantee, expressed or implied, on the ability of the Intellectual Services provided by nVent to achieve the particular objectives that the Client has set itself, or those that nVent could have taken into account for the execution of the entrusted mission.

The receipt of the Services takes place upon their completion. It is pronounced at the request of the Company, by the electrical installer, with or without reservations.

The nVent technician does not carry out the physical installation and remains under the responsibility of the installation customer. The nVent technician is present on site to advise and train the electrical installer. The work done by the nVent technician is an intellectual service.

Reminder concerning the Supply of nVent equipment upstream of the installation:

Offers and purchase orders issued on the basis of these offers are subject to the applicable nVent General Terms and Conditions of Sale, which can be found at the following links:

Europe, Africa <https://www.nVent.com/en-us/terms/ERICO-emea>

North America <https://www.nVent.com/en-us/terms/ERICO-na>

Asia Pacific <https://www.nVent.com/en-us/terms/ERICO-apac>

Our powerful portfolio of brands:

CADDY ERICO HOFFMAN RAYCHEM SCHROFF TRACER



nVent.com/ERIFLEX