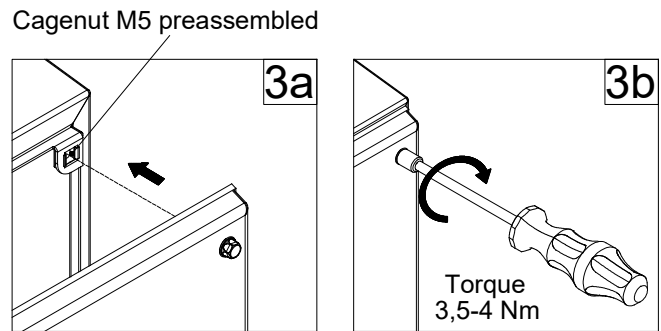
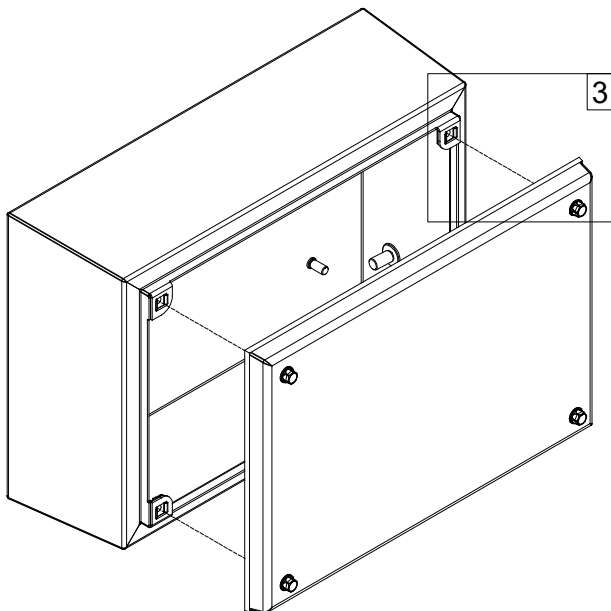
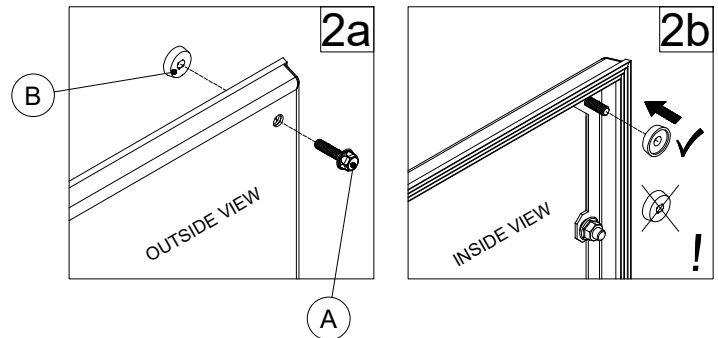
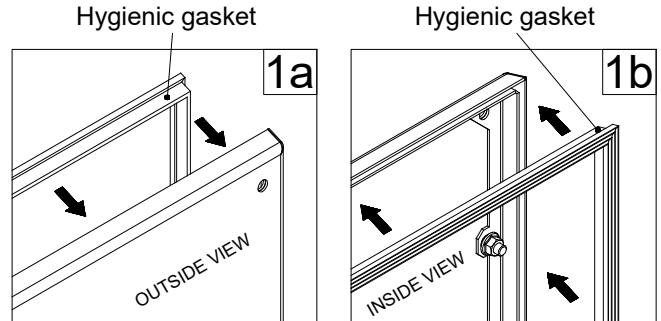
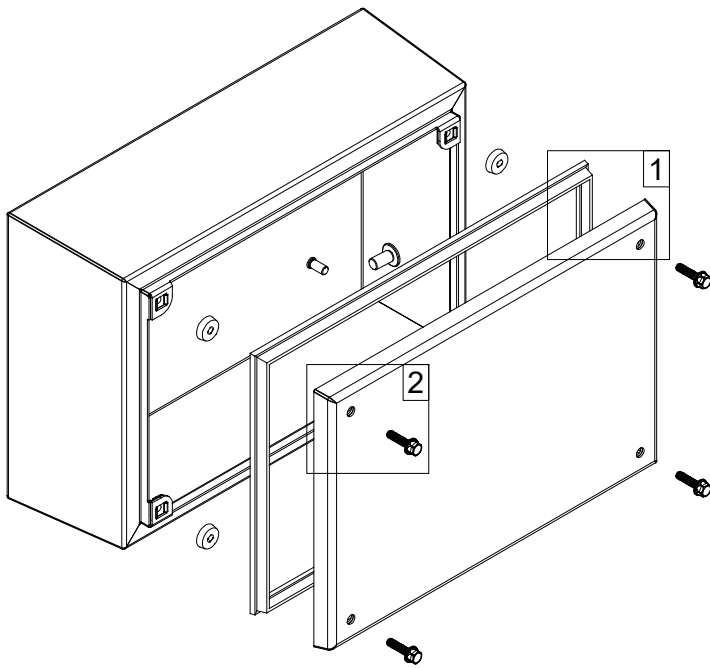




HDTB

Ref.	Pic.	
A	M5x20	4
B	Spacer	4



Note: Do not remove, reposition, or perform any modification on the door profiles

Check the lid screws tightening torque and gasket position in order to rule out any risk to hygiene

WARNING: When mounting on or over a combustible surface, a floor plate of at least 1.43 mm galvanized or 1.6 mm uncoated steel extended at least 150 mm beyond the equipment on all sides must be installed.

WARNING: In order to maintain the environmental integrity of the enclosure, devices with the same environmental ratings shall be used to close openings in customized enclosure.



HDTB+BMP HDTB+ECFA

Ref.	Pic.	
A		2
B		2
C		4
D		2
E		4

