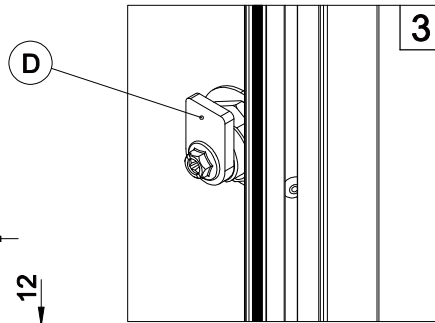
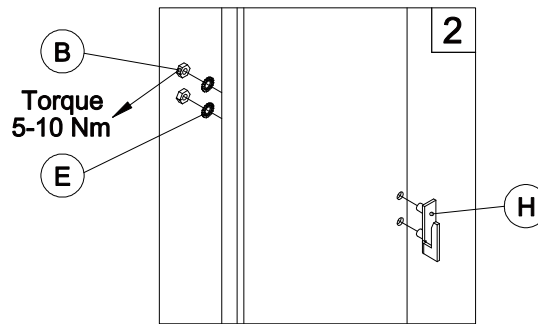
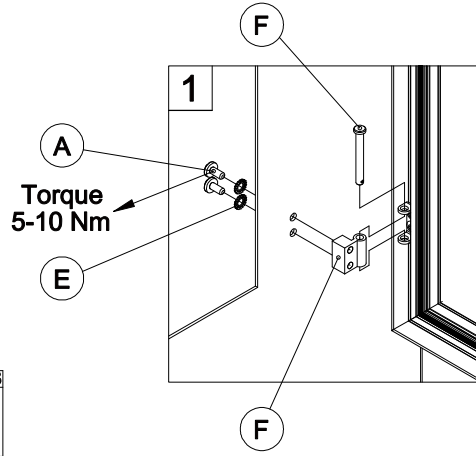
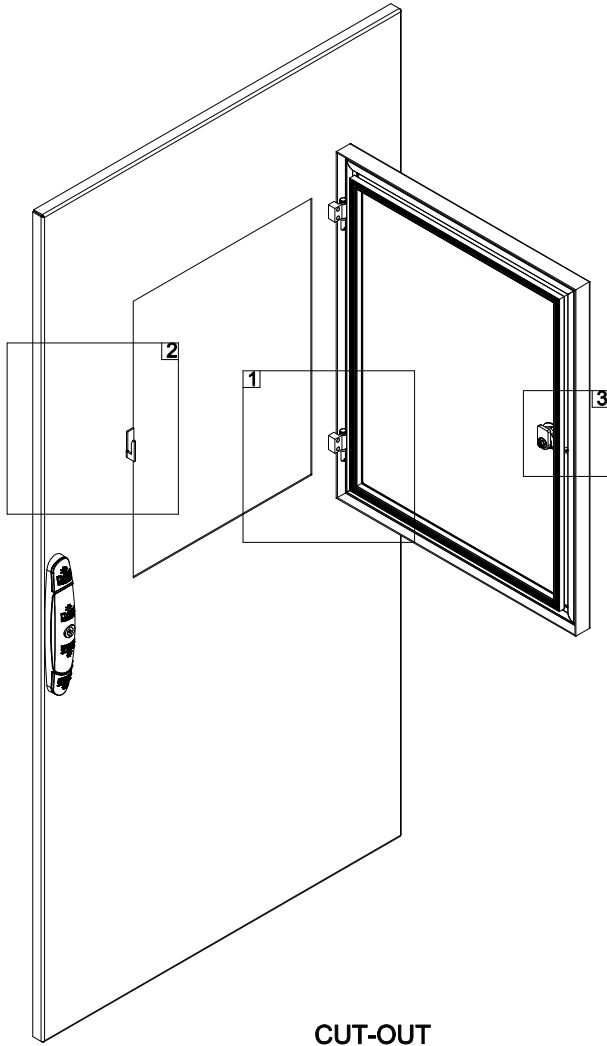

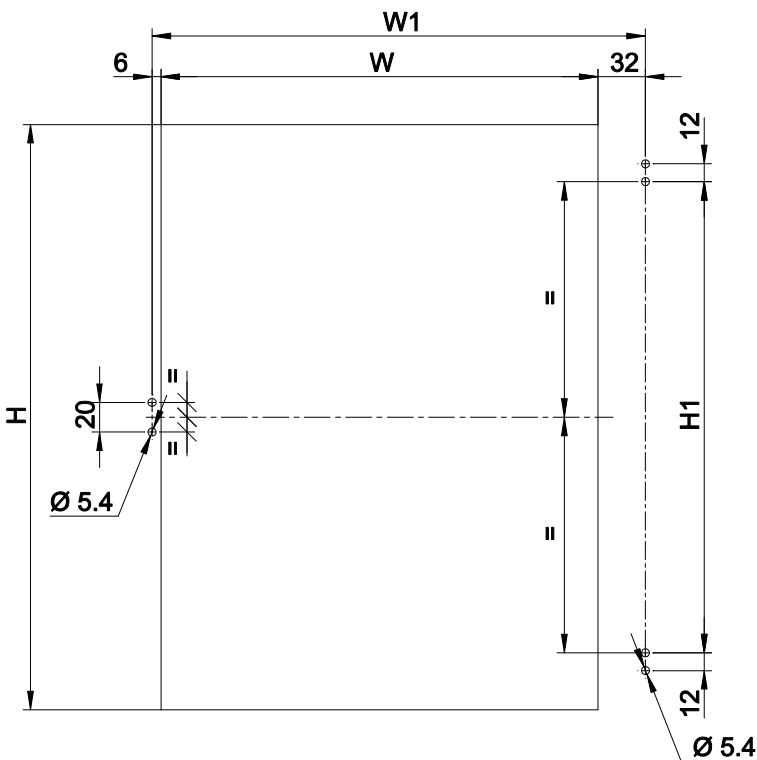


# ADA/ADAMK




Ref.	Pic.	Qty.
A	M5x10	4
B	M5	2
C		1
D		1
E	M5	6
F		2
G		2
H		1

CUT-OUT

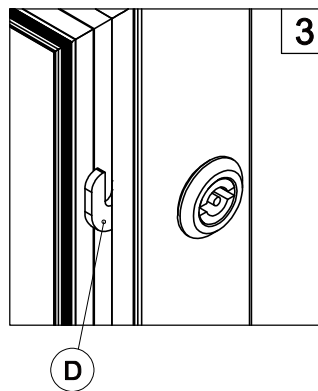
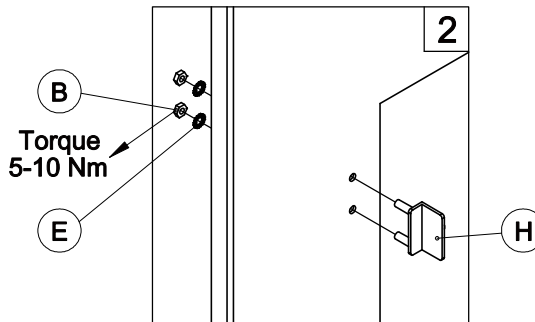
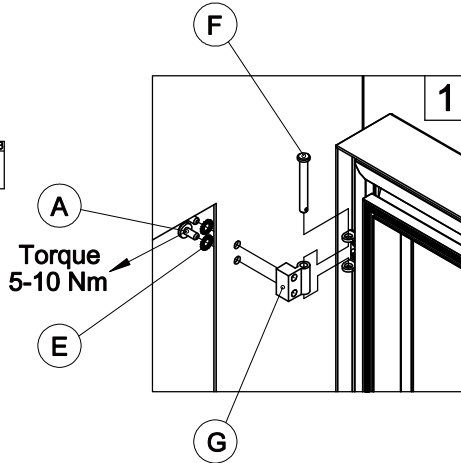
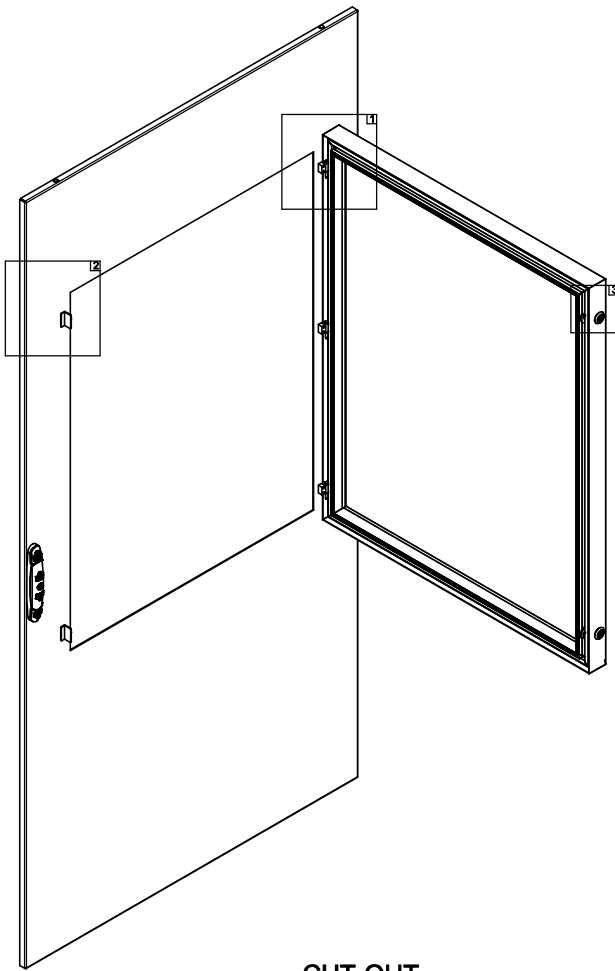


CONFIG.	DIM. (H x W)	H	H1	W	W1
ADA03030	300 x 300	195	118	195	233
ADA04030	400 x 300	295	218	195	233
ADA04040	400 x 400	295	218	295	333
ADA04060	400 x 600	295	218	495	533
ADA05030	500 x 300	395	318	195	233
ADA05040	500 x 400	395	318	295	333

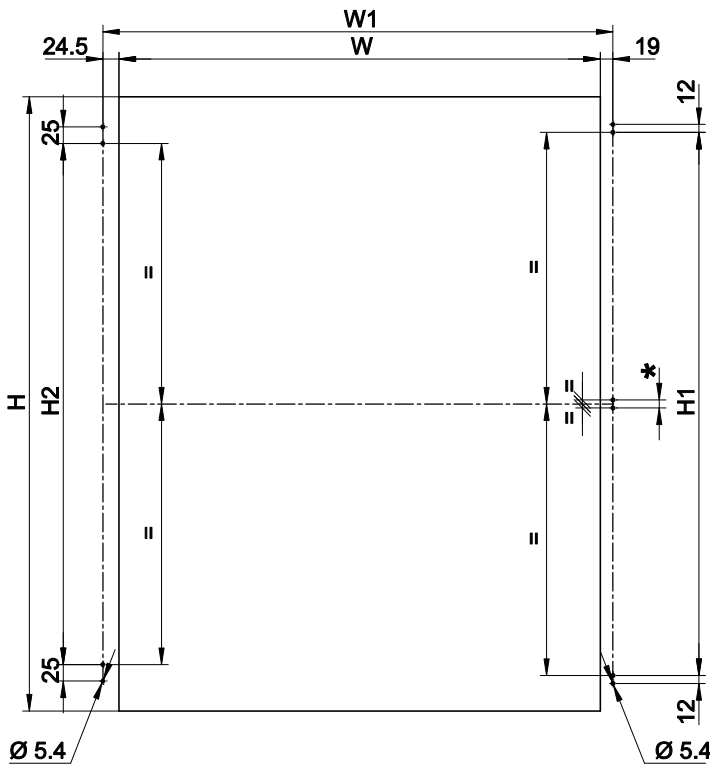
# ADAB/ADABMK



Ref.	Pic.	Qty.
A		M5x10 6
B		M5 4
C		2
D		2
E		M5 10
F		3
G		3
H		2



## CUT-OUT



CONFIG.	DIM. (H x W)	H	H1	H2	W	W1
ADAB06040	600 x 400	525	418	385	325	368.5
ADAB06060	600 x 600	525	418	385	525	568.5
ADAB06080	600 x 800	525	418	385	725	768.5
ADAB07050	700 x 500	625	518	485	425	468.5
ADAB08060	800 x 600	725	618	585	525	568.5
ADAB10080	1000 x 800	925	818	785	725	768.5
ADAB12060	1200 x 600	1125	1018	985	525	568.5
ADAB12080	1200 x 800	1125	1018	985	725	768.5

\* - Only for H>800