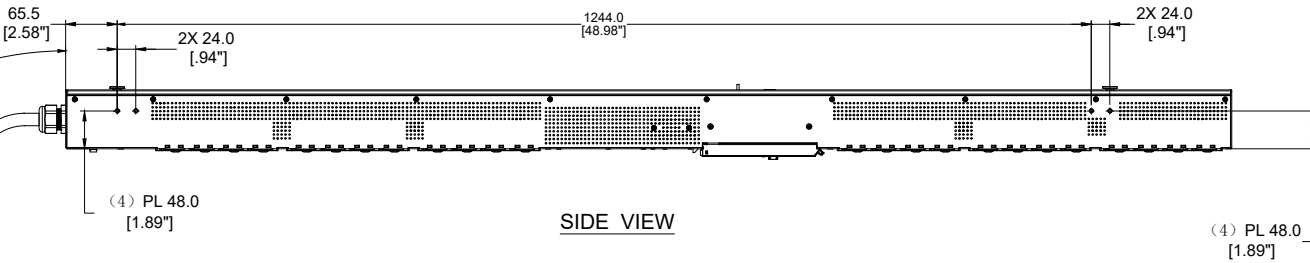
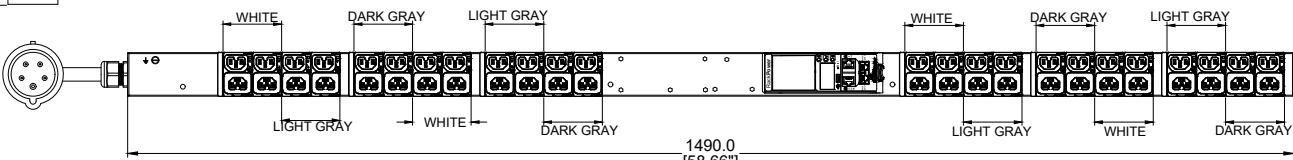


REAR VIEW

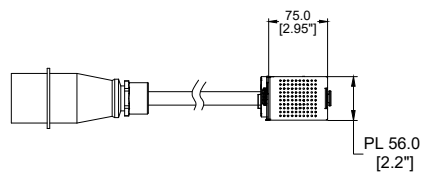


SIDE VIEW

INPUT CORD LENGTH SEE IDENTIFICATION TABLE



FRONT VIEW



BOTTOM VIEW

TECHNICAL SPECIFICATIONS	
UNIT TYPE:	MONITORED & SWITCHED PER OUTLET
ORIENTATION:	VERTICAL, 0U FULL
OUTLET QTY & TYPE:	(24)C13/C15,(24)C13/C15/C19
INPUT VOLTAGE:	200-240/346-415VAC
INPUT CURRENT:	20A(DERATED 16A)(NAM) /16A(EU)
BREAKER QTY & TYPE:	N/A
INPUT PHASE:	THREE-PHASE, WYE
RATED POWER:	DUAL- RATED 11.5kVA (NAM) /11kVA (EU)
INPUT PLUG:	SEE NOTE 7
INPUT POWER CORD:	SEE IDENTIFICATION TABLE
FEATURES	
METERING ACCURACY	+/-1% TO ISO/ IEC 62052-21
METERING ATTRIBUTES	VOLTAGE(V), CURRENT(A), APPARENT POWER(kVA), REAL POWER(kW), POWER FACTOR, ENERGY(kWh)
METERED COMPONENTS	INPUT(PHASE),OUTLETS
REMOTE OUTLET SWITCHING	YES
ENVIRONMENTAL CONDITIONS	
OPERATING TEMPERATURE	-5 TO 60 C (23 TO 140 F)
STORAGE TEMPERATURE	-20 TO 60 C (-4 TO 140 F)
HUMIDITY (OPERATING/STORAGE)	5-90% RH / 5-95% RH; NON-CONDENSING
MAX OPERATING ELEVATION, ABOVE MSL	3000M(9840FT)
COMPLIANCE	
SAFETY&ENVIRONMENTAL	RoHS COMPLIANT

IDENTIFICATION TABLE	RP 6450	*	*	*	*
		INPUT PLUG	CHASSIS COLOR	CORD OPTION	ORIENTATION
MODEL IS SHOWN IN DEFAULT CONFIGURATION. FOR OPTIONAL CONFIGURATIONS, USE ITEM IDENTIFIER CODE IN PLACE OF EACH ASTERISK. ORDERABLE BASED ON FORMAT: RP6450**** DO NOT INCLUDE TRAILING ZEROS IN **** SUFFIX		(DEFAULT) 520P6 (IP44) = 0 520P6 (IP67) = Q	(DEFAULT) BLACK = 0 BLUE = B RED = R WHITE = W GREEN = G YELLOW = Y	(DEFAULT) 1.8m [6"] = 0 1m [3.2"] = 1 2m [6.6"] = 2 3m [10"] = 3	(DEFAULT) TOP FEED = 0 BOTTOM FEED = 2
OPTIONS LISTED ON THIS ROW ARE NON STANDARD. CONTACT SALES FOR ADDITIONAL INFORMATION			ORANGE = A	0.5m [1.6"] = A 1.2m [4"] = G 1.5m [4.9"] = B 1.8m [6"] = F 2.5m [8.2"] = C	

- NOTES :
- INSTALLATION SHALL COMPLY WITH ALL APPLICABLE NATIONAL, STATE AND LOCAL CODES.
 - PRIMARY DIMENSIONS ARE IN MILLIMETERS. SECONDARY DIMENSIONS ARE IN [INCHES]
 - UNIVERSAL MOUNTING BRACKET IS AN ALTERNATIVE MOUNTING METHOD TO THE TOOLLESS MOUNT FOR 3RD PARTY ENCLOSURES. BRACKET IS PROVIDED WITH THE UNIT.
 - DETAILED INSTALLATION INSTRUCTIONS CAN BE FOUND IN THE QUICK START GUIDE
 - CONNECT EXTERNAL EARTH GROUND TO THE 10-32 SIZE THREADED NUT SEE PRODUCT DOCUMENTATION FOR FURTHER INFORMATION
 - INPUT PLUG CONFIGURATION (SEE IDENTIFICATION TABLE) FOR DUAL-RATED UNITS, NEMA PLUGS ARE NAM RATED ONLY AND CAPTIVE AUS/NZ PLUGS ARE EMEA RATED ONLY

ECN/ECO	REV.	DESCRIPTION	DATE	APPROVED
ECN-2210-0226	E2	REVISE METER ACCURACY AND ATTRIBUTES CONTENT	2022/10/08	LRF
	E1	INITIAL DRAFT REVIEW	2022/04/21	LRF

THIS DRAWING AND SPECIFICATIONS HEREIN ARE THE PROPERTY OF CIS GLOBAL AND SHALL NOT BE COPIED, REPRODUCED OR USED IN WHOLE OR IN PART, AS THE BASIS FOR THE MANUFACTURE OR SALE OF ITEMS WITHOUT WRITTEN PERMISSION FROM CIS GLOBAL. THIS DRAWING IS BASED UPON LATEST AVAILABLE INFORMATION AND IS SUBJECT TO CHANGE WITHOUT NOTICE

TITLE : Advantage Series
Metered & Switched per outlet

PROJECT : RackPower

UNLESS NOTED, DIMENSIONS ARE IN MILLIMETERS & TOLERANCES ARE:
 X ±1 MM X° ±1°
 XX ±0.5 MM XX° ±0.5°
 X ±0.20 MM
 Ø XX ±0.3 MM
 Ø XXX ±0.10 MM

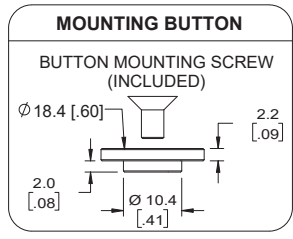

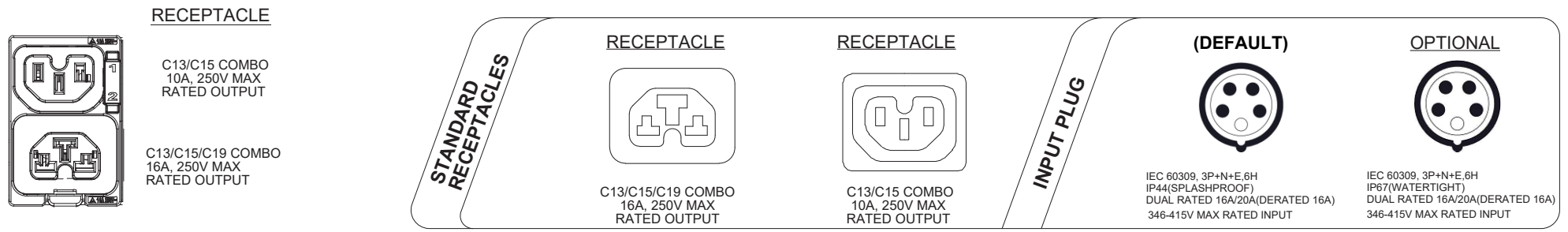
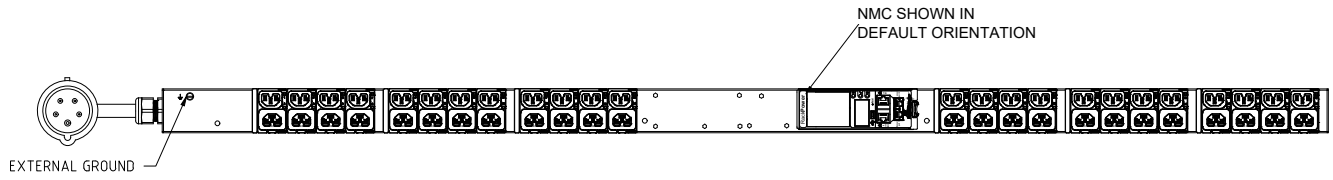
BRACKETED DIMENSIONS ARE IN INCHES FOR REFERENCE ONLY
 ⓐ THRID ANGLE PROJECTION
 INTERPRET PER ASME Y14.5M-1994

PART NO: RP6450WXYZ_DA
REV.: E2

DRAWN BY: LRF 2022/04/21
ENGINEER: LJB 2022/10/08
APPROVED BY: Hanson 2022/10/08

SCALE : N/A

SHEET 1 OF 3
 SIZE: A3



ECN/ECO	REV.	DESCRIPTION	DATE	APPROVED
ECN-2210-0226	E2	REVISE METER ACCURACY AND ATTRIBUTES CONTENT	2022/10/08	LRF
	E1	INITIAL DRAFT REVIEW	2022/04/21	LRF

REVISIONS		PART NO:	REV.
TITLE:		RP6450WXYZ_DA	E2
PROJECT:		Advantage Series Metered & Switched per outlet	
UNLESS NOTED, DIMENSIONS ARE IN MILLIMETERS & TOLERANCES ARE:			
X	±1 MM	X°	±1°
X.X	±0.5 MM	X.X°	±0.5°
X.XX	±0.20 MM		
Ø X.X	±0.3 MM		
Ø X.XX	±0.10 MM		
BRACKETED DIMENSIONS ARE IN INCHES FOR REFERENCE ONLY			
⊙ THIRD ANGLE PROJECTION			
INTERPRET PER ASME Y14.5M-1994			
DRAWN BY:		LRF	2022/04/21
ENGINEER:		LJB	2022/10/08
APPROVED BY:		Hanson	2022/10/08
SCALE: N/A			
SHEET 2 OF 3			A3

nvent | SCHROFF

THIS DRAWING AND SPECIFICATIONS HEREIN ARE THE PROPERTY OF CIS GLOBAL AND SHALL NOT BE COPIED, REPRODUCED OR USED IN WHOLE OR IN PART, AS THE BASIS FOR THE MANUFACTURE OR SALE OF ITEMS WITHOUT WRITTEN PERMISSION FROM CIS GLOBAL. THIS DRAWING IS BASED UPON LATEST AVAILABLE INFORMATION AND IS SUBJECT TO CHANGE WITHOUT NOTICE

NOTES:

- INSTALLATION SHALL COMPLY WITH ALL APPLICABLE NATIONAL, STATE AND LOCAL CODES.
- SEE PRODUCT DOCUMENTATION FOR FURTHER INFORMATION

nvent | SCHROFF RackPower Distribution Unit
Metered & Switched per outlet

Made in XXXXX

SKU #: RP6450WXYZ
Model #: EP162016-0062-C(NA)/EP162016-0062-C(EU)
INPUT: 200-240/346-415VAC, WYE, 3PHASE, 50/60Hz, 16A(NA), OR 200-240/346-415VAC, WYE, 3PHASE, 50/60Hz, 16A(EU)
OUTPUT: C13/C15 COMBO; 200-240VAC, 10A per outlet
C13/C15/C19 COMBO; 200-240VAC, 16A max per outlet
16A Total(NA) OR 16A Total(EU)

MAC0 Address: XX-XX-XX-XX-XX-XX
MAC1 Address: XX-XX-XX-XX-XX-XX

THIS DEVICE COMPLIES WITH PART 15 OF THE FCC RULES. OPERATION IS SUBJECT TO THE FOLLOWING TWO CONDITIONS: (1) THIS DEVICE MAY NOT CAUSE HARMFUL INTERFERENCE, AND (2) THIS DEVICE MUST ACCEPT ANY INTERFERENCE RECEIVED, INCLUDING INTERFERENCE THAT MAY CAUSE UNDESIRABLE OPERATION. CAN ICES-3(A)/NMB-3(A)

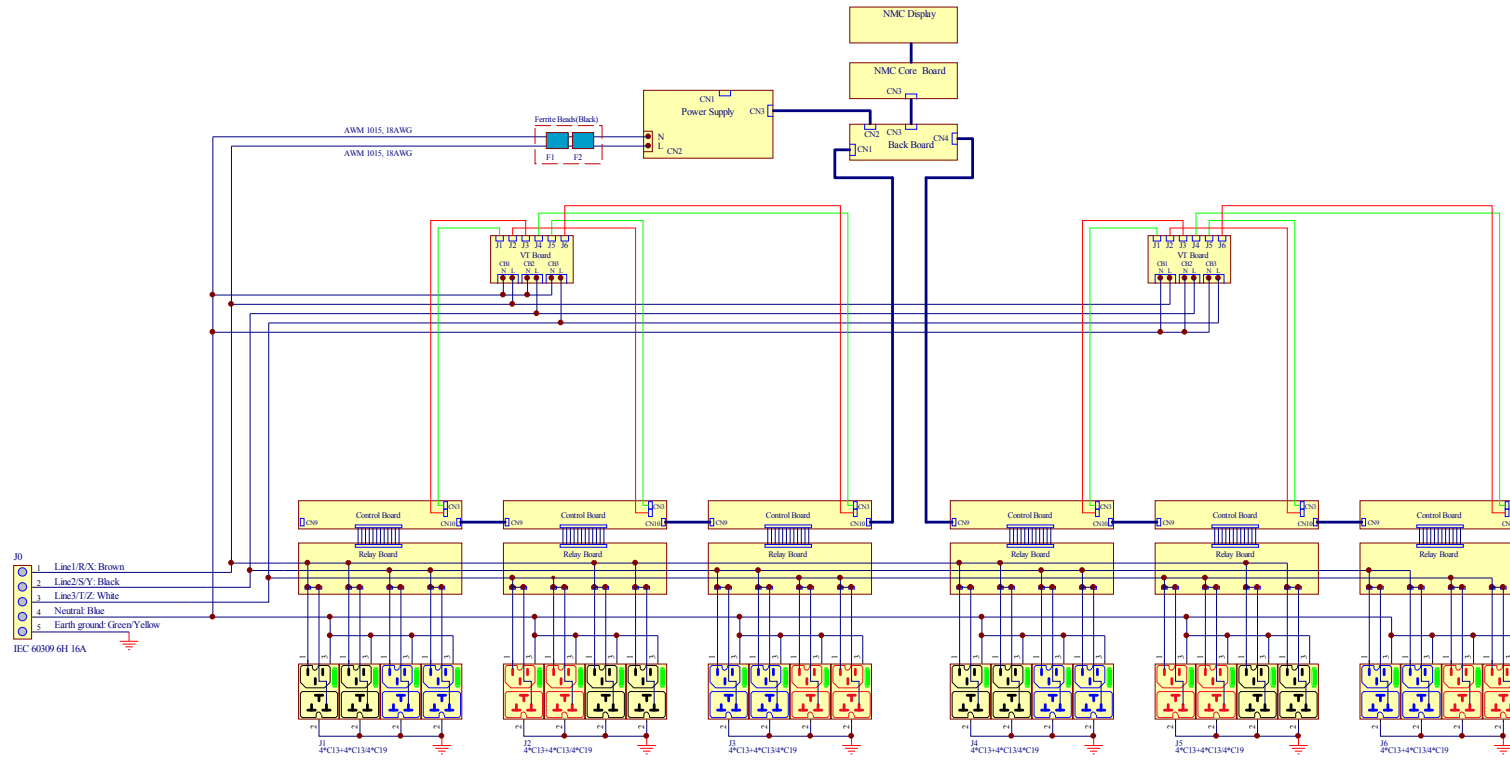
COMPLIANCE LABEL

NOTES:

1. INTERNAL WIRING

- WIRE TYPE: UL AWM 1015, 12 & 18 AWG
 LINE 1/R/X COLOR: BROWN
 LINE 2/S/Y COLOR: BLACK
 LINE 3/T/Z COLOR: WHITE
 NEUTRAL COLOR: BLUE
 EARTH GROUND COLOR: GREEN / YELLOW STRIPE

2. FOR FINISHED GOOD PART NUMBER SEE IDENTIFICATION



INTERNAL WIRING SCHEMATIC DIAGRAM

- NOTES:
- INSTALLATION SHALL COMPLY WITH ALL APPLICABLE NATIONAL, STATE AND LOCAL CODES.
 - SEE PRODUCT DOCUMENTATION FOR FURTHER INFORMATION
 - THIS DRAWING DEPICTS THE POWER SYSTEM CONNECTIONS AND IS NOT REPRESENTATIVE OF THE PHYSICAL LAYOUT. PLEASE REFER TO MECHANICAL DRAWINGS FOR PHYSICAL LAYOUT.

nvent | SCHROFF

THIS DRAWING AND SPECIFICATIONS HEREIN ARE THE PROPERTY OF CIS GLOBAL AND SHALL NOT BE COPIED, REPRODUCED OR USED IN WHOLE OR IN PART, AS THE BASIS FOR THE MANUFACTURE OR SALE OF ITEMS WITHOUT WRITTEN PERMISSION FROM CIS GLOBAL. THIS DRAWING IS BASED UPON LATEST AVAILABLE INFORMATION AND IS SUBJECT TO CHANGE WITHOUT NOTICE

ECN-2210-0226	E2	REVISE METER ACCURACY AND ATTRIBUTES CONTENT	2022/10/08	LRF
	E1	INITIAL DRAFT REVIEW	2022/04/21	LRF
ECN/ECO	REV.	DESCRIPTION	DATE	APPROVED

REVISIONS				
TITLE:	Advantage Series Metered & Switched per outlet		PART NO: RP6450WXYZ_DA	REV. E2
PROJECT:	RackPower		DRAWN BY: LRF	2022/04/21
			ENGINEER: LJB	2022/10/08
			APPROVED BY: Hanson	2022/10/08
			SCALE: N/A	SHEET 3 OF 3
				A3

UNLESS NOTED, DIMENSIONS ARE IN MILLIMETERS & TOLERANCES ARE:
 X: ±1 MM X*: ±1*
 X.X: ±0.5 MM X.X*: ±0.5*
 X.XX: ±0.20 MM
 Ø X.X: ±0.3 MM
 Ø X.XX: ±0.10 MM
 BRACKETED DIMENSIONS ARE IN INCHES FOR REFERENCE ONLY
 THIRD ANGLE PROJECTION
 INTERPRET PER ASME Y14.5M-1994