

Technical Data



APPLICATION

RDHX PRO chilled water cooling units are designed to deliver localized and energy efficient cooling in data centers, featuring toolless, hot-swappable components for maximum uptime and serviceability creating longer lifetime and ensuring customer productivity.

Designed for HPC and warm water cooling, it allows free cooling under certain ambient temperatures, throughout the year.

FEATURES

- Supports 3rd party racks
- Cooling Capacity Active
 - 800 W 78 kW @ 14°C supply water and air supply 24°C
 - 800 W 44 kW @ 24°C supply water and air supply 27°C
- Available in various different model sizes in widths 600 W, 750 W, and 800 W, and heights 2000 H, 2200 H, and 2250 H
 - Additional sizes, colors and configurations available upon request
- Total depth of device incl. fans 281 mm
- Door opening angle > 90 degrees with integrated door stop
- Air temperature, air humidity, water temperature, water flow, water pressure sensors (optional)
- Leak detection sensors built-in (optional)
- Toolless, hot-swappable fans, PSUs and main controller, no opening of door required
- 7" touch panel display with new User Interface
- Connectivity: Ethernet, Web Interface, SNMP v3, Modbus TCP and RTU, Redfish
- Integrated condensate pump (optional, only needed when topfeed)

BENEFITS

- Maximum availability and quick repair
- Designed for efficient operation at increased facility water temperatures
- Combination with direct to chip liquid cooling
- Modular standard easy to adapt to individual requirements
- Minimal planning outlay/short setup time
- No need to open the door while servicing fans screws cannot be dropped or lost on the data center floor as they are attached to the module.

Performance	RackChiller Rear Door
Total Depth (active door) [mm]/[inch]	281/11.1
Fans	12
Air Flow [m³/h]/[CFM] 750 W - 800 W	10.000/5882
Air Flow [m³/h]/[CFM] 600 W	8000/4700
Water Flow [m³/h]	6.0
Water pressure drop (at full flow) [bar]	200
Performance (14°C water sup., 24°C air sup.) [kW]	78
Performance (24°C water sup., 27°C air sup.) [kW]	44
Power Consumption [W]	1800

Features	RackChiller Rear Door
Dual/Redundant PSU	Optional
Air Humidity Sensors	12 (1 in each fan module)
Controller Swap	Tool-less quick swap
Fan Swap	Tool-less quick swap
PSU Swap	Tool-less quick swap
External Communication	Serial (RS485), 2x Gbit Ethernet
Communication Interfaces	Modbus RTU, Modbus TCP, SNMP, Redfish, Web Browser
Local interface/HMI	7" Touch Panel Display
Fan Control	Automatic
Valve Control	Automatic
Valve Type	2-Way

Standard Offering	RackChiller Rear Door
Key Application/Market Positioning	Data center cooling in facilities with white space, warm water temperatures, increased air temperatures
Adapter Frame	Approx. 127 mm in depth, solid frame housing the RDHX and complete plumbing/wetted components, no penetration of wetted material into rack, increased safety against leaks
Top Cover	Panel with cutouts for flexible hoses and cabling
Bottom Cover	Panel with cutouts for flexible hoses and cabling
Size Variation	Custom
Return Air Filter	Accessory
Hose Package	Accessory
Condensate Management Package	Accessory
Door Switch Package	Accessory
External Temp Sensor	Accessory
Power Supplies	Up to 2
Leak Detection	Optional
Water Sensor	Optional, please order corresponding hose package

* Water quality requirements must be maintained to avoid problems during operation. Usage of appropriate anti corrosion and frost protection agents is recommended.

** Below 14°C/5°F there is an increased risk of condensation. A condensate management package is recommended.

TECHNICAL DATA

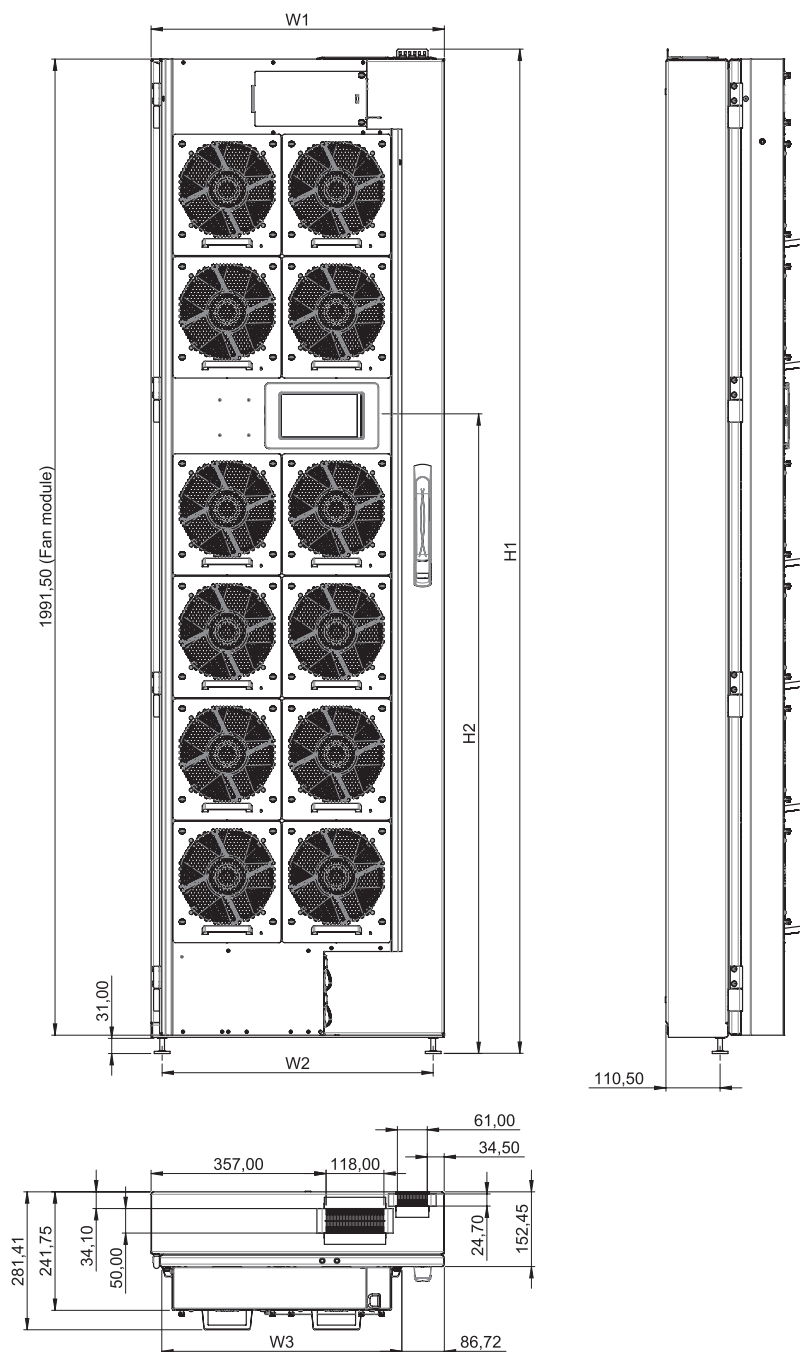
Technical Data	
Standard Color	RAL 7021
Fan Modules	12 smart fan modules with integrated sensors and fall back control, hot swappable without tools , access from aisle
Fan Speed Control	Manual or automatic
Controller	Smart controller, hot swappable without tools, access from aisle
Power Supplies	Up to 2 wide range PSUs, hot swappable without tools, access from cold aisle
Coolant	Feed egress for flexible hoses through cutouts at top or bottom panel
Control Valve	2-way ball valve
Valve Control	Manual or automatic
Coolant Flange at Device	Male BSPP 1" flat gasket (ISO 228 1) threaded flange
Operating Temperature	5-50°C/41-122°F
Transport and Storage Temperature	-40-85°C/-40-185°F
Normal Operating Pressure	5 bar/74 psi
Minimum Burst Pressure	20 bar/290 psi
Communication Interfaces	RS485, Ethernet, 2 digital inputs, 3 relay outputs
Communication Protocols	Modbus RTU, Modbus TCP, SNMP, Redfish, Onboard Web Browser
Onboard Sensors	1× Supply Air Temperature + 1× Relative Humidity in Each Fan Module 2× Return Air Temperature 1× Air Differential Pressure
Optional Sensors	Leak Detection, P/N 24630-199 External Air Temperature Sensor, P/N 21070-102 Coolant Sensors in Hose Package 24630-193 Condensate Level Switch, Included in Condensate Management Package 24630-198 and 24630-209

Coolant Requirements	
pH	7 to 9
Corrosion inhibitor(s)	Required, as of ASHRAE TC 9.9
Biocide	-
Sulfides	<10 ppm
Sulfate	<100 ppm
Chloride	<50 ppm
Bacteria	<1000 CFU/mL
Total hardness (as CaCO ₃)	<200 ppm
Conductivity	-
Total Suspended Solids	-
Residue after evaporation	<500 ppm
Turbidity	<20 NTU (nephelometric)
Glycol (Propylene Glycol) Concentration	Up to 35%
Communication Interfaces	RS485, Ethernet, 2 digital inputs, 3 relay outputs

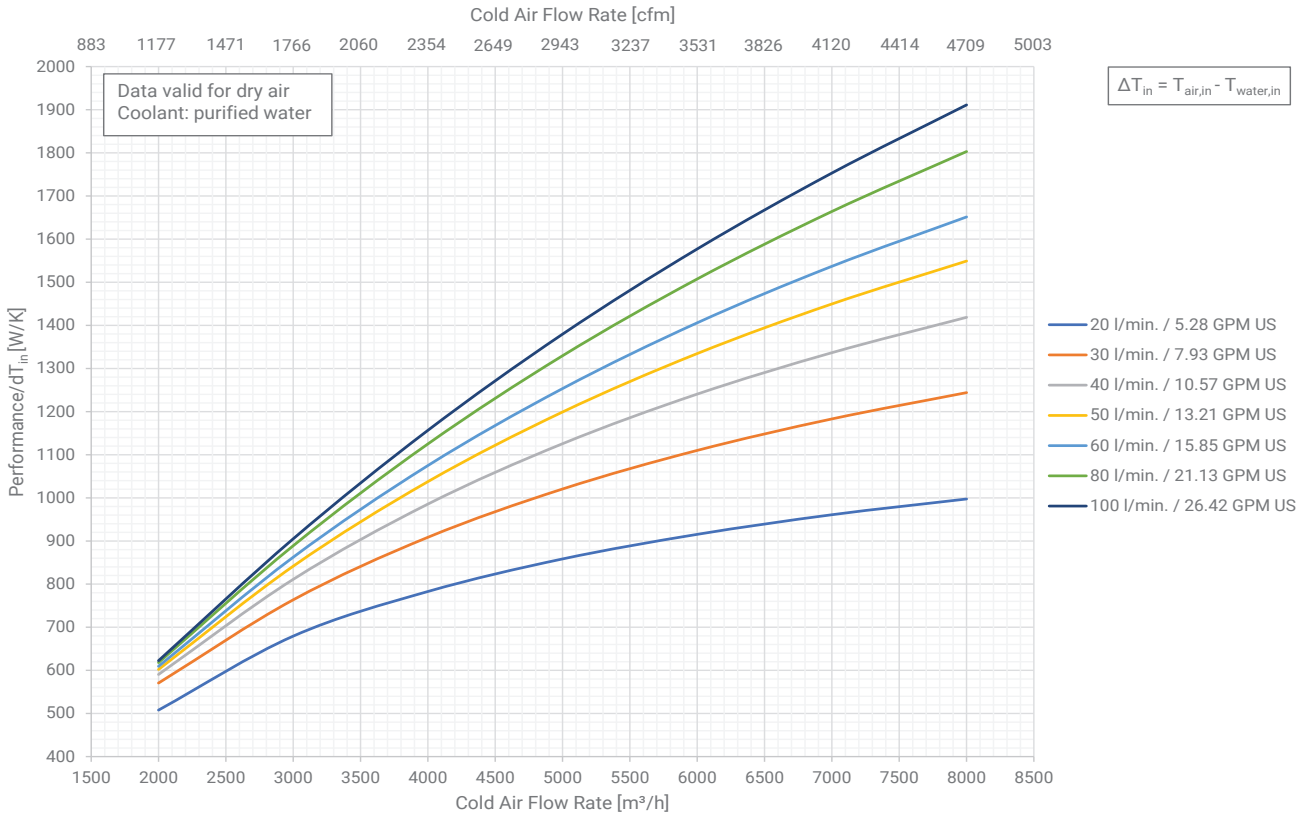
Delivery Includes	
1	Extension frame, RAL 7021, for installation onto rack with hinges and cutouts for hose egress from top and bottom, cutouts for cabling on top and bottom; levelling feet; blankings to cover hoses towards rack; door with pre-assembled heat exchanger, prepared for hose assembly at top or bottom and provisions for filling/draining; handle with door lock and keys; sensors; Fan wall including 12 hot swappable fan modules, hot swappable controller, pressure differential sensor, touch interface, 1x hot swappable power supply
1	User manual is provided as a download

TECHNICAL DATA

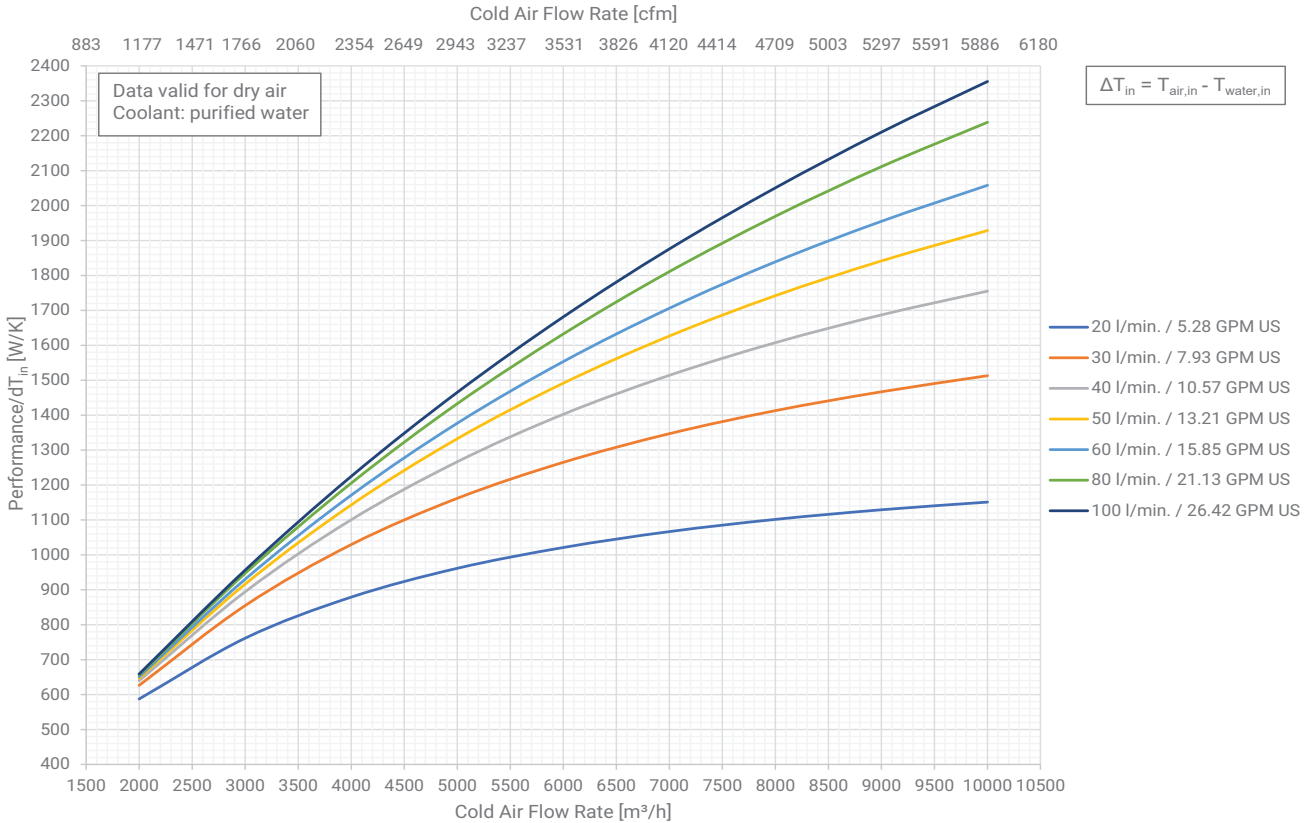
Item number	Dimensions	Hinge Side	H1	H2	W1	W2	W3
10630-200 (drawn part)	2000 H 600 W	left	2048,8	1305,17	598,3	553	489,77
10630-201	2000 H 800 W	left	2048,8	1305,17	798,3	753	639,77
10630-202	2200 H 600 W	left	2248,8	1405,17	598,3	553	489,77
10630-203	2200 H 800 W	left	2248,8	1405,17	798,3	753	639,77
10630-204	2000 H 600 W	right	2048,8	1305,17	598,3	553	489,77
10630-205	2000 H 800 W	right	2048,8	1305,17	798,3	753	639,77
10630-206	2200 H 600 W	right	2248,8	1405,17	598,3	553	489,77
10630-207	2200 H 800 W	right	2248,8	1405,17	798,3	753	639,77
10630-233	2000 H 750 W	left	2048.8	1305.17	748.3	703	602.27
10630-234	2250 H 600 W	left	2298.8	1430.17	598.3	553	489.77
10630-235	2250 H 750 W	left	2298.8	1430.17	748.3	703	602.27
10630-236	2250 H 800 W	left	2298.8	1430.17	798.3	753	639.77



Cooling Performance RDHX PRO 600 W

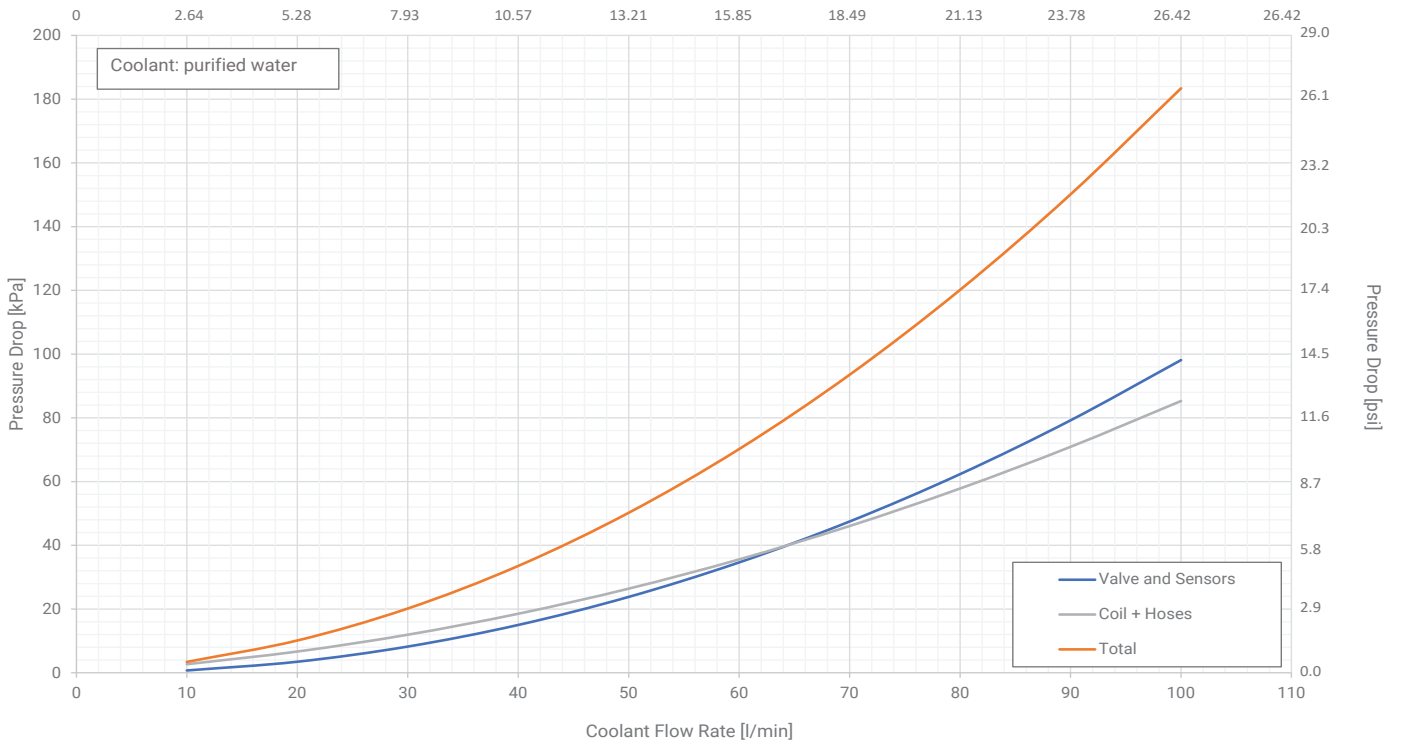


Cooling Performance RDHX PRO 750 W & 800 W

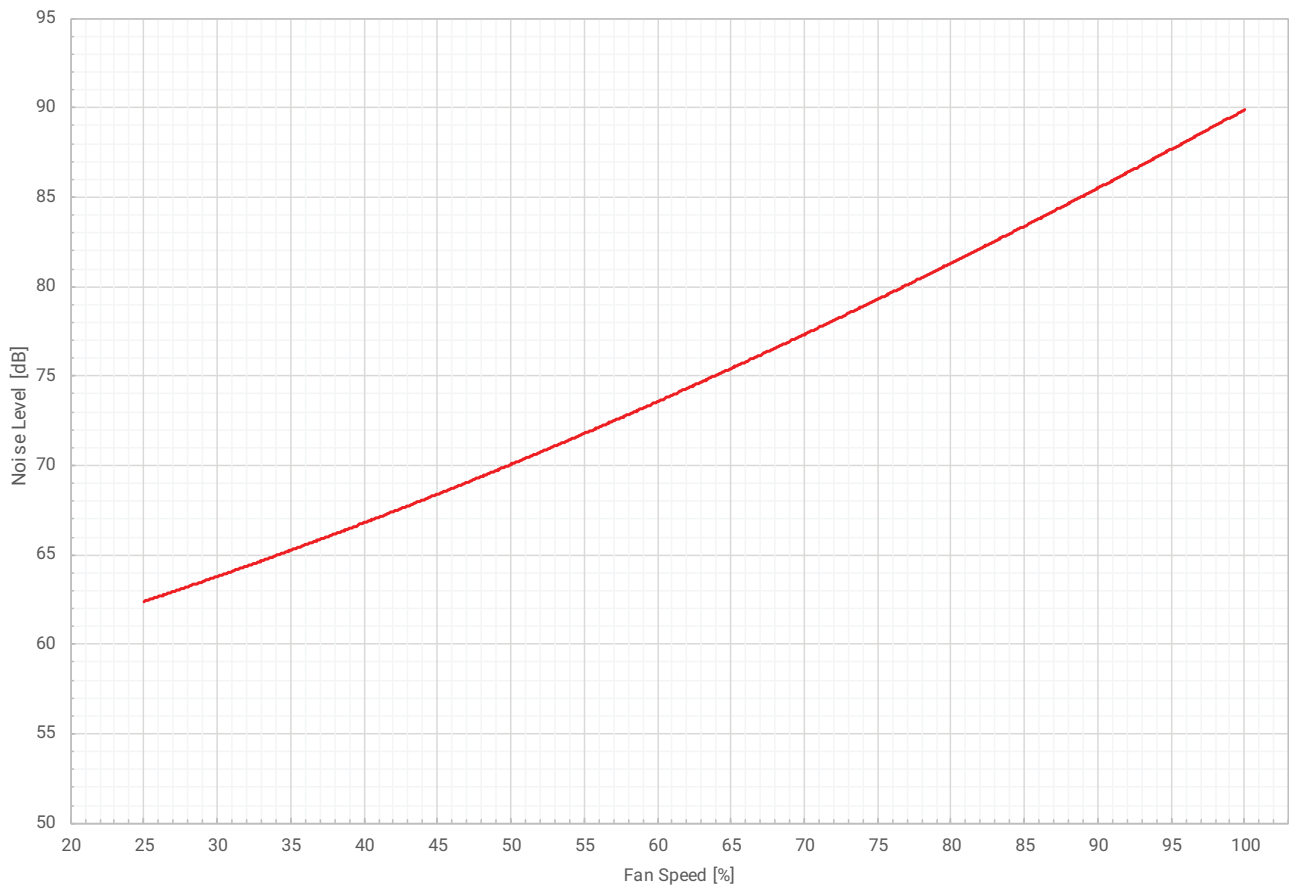


Coolant Pressure Drop

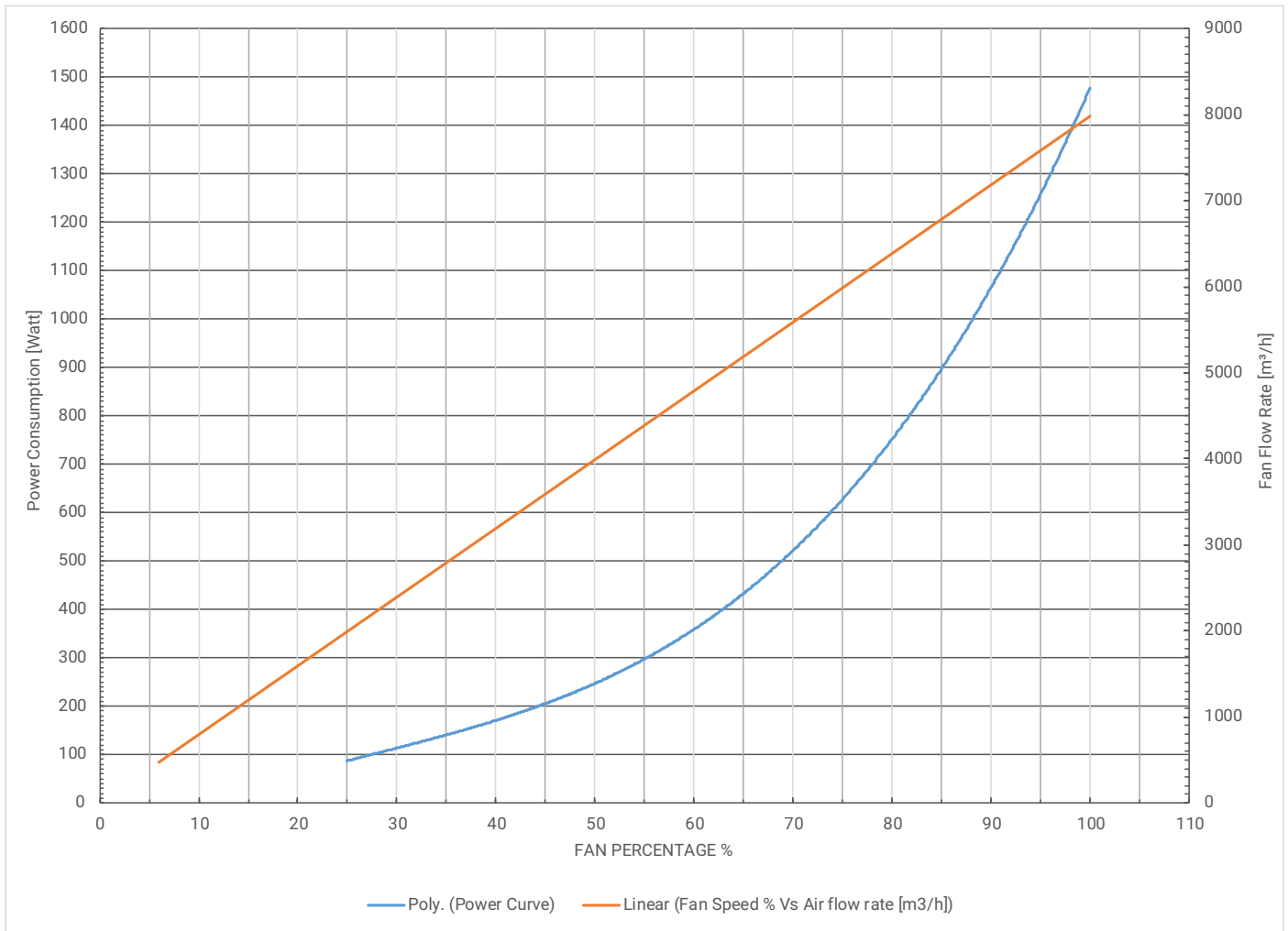
Coolant Flow Rate [GPM US]



RDHX Pro: Noise Level Curve



TECHNICAL DATA



Power Supply Unit



Additional or replacement power supply unit for power redundancy or A/B feed applications

Includes:

- Power Supply Unit 48 VDC/1800 W

Part No.	Description
11098-757-SP	Power Supply Flatpack S 48/1800 HE

Leak Detection Package



Wire rope leak detection to be installed at the boundary of the condensate tray, alarms major leaks inside the cooler

Includes:

- 1 leak detection module
- 1 preassembled leak detection rope including interface cable and termination resistor

Part No.	Description
24630-199	Leak Detection Package

Condensate Drain, Top Feed



Enables condensate drain for top feed installations with a condensate pump

Includes:

- 1 condensate pump, max. head 8 m
- 1 installation bracket and screws
- 1 flexible hose 3/8"

Part No.	Description
24630-198	Condensate Drain, Top Feed, 600 W
24630-209	Condensate Drain, Top Feed, 750 W

TECHNICAL DATA

Condensate Drain, Bottom Feed



Replaces the condensate drain cover in the condensate drain with a hose nipple and flexible hose.


Includes:

- 1 hose nipple

- 1 flat seal
- 1 threaded nut
- 1 transparent hose, inner diameter: Ø10 mm, length: 3 m
- 1 spring band clamp

Part No.	Description
24630-197	Condensate Drain, Bottom Feed, 600 W
24630-208	Condensate Drain, Bottom Feed, 750 W

Flexible Hoses



Flexible hoses to connect the cooler with facility coolant. Facility connection female BSPP 1" flat gasket. Cooler connection female BSPP 1" flat gasket or Danfoss FD83 quick disconnect couplers.

For NPT facility installations, a BSP male to NPT male adapter is required.

Includes:

- 2 Flexible hose assemblies

Part No.	Description
24630-193	Flexible Hoses 2.4 m, with valve and sensors
24630-201	Flexible Hoses 2.4 m, with valve
24630-211	Fitting Kit MM BSP1"/NPT1" (x2)

Door Filter



Door filter class F4, installs onto perforated panel at internal side of heat exchanger

Includes:

- 1 door filter F4, 1 perforated cover panel, powder-coated RAL7021

Part No.	Description
24630-200	RackChiller RDHX PRO door filter, 600 W
24630-202	RackChiller RDHX PRO door filter, 800 W

Rack Assembly kits



Provides brackets which are required for installation of the RDHX PRO onto racks

Includes:

- 6 assembly brackets
- 12 screws

Part No.	Description
24630-206	Rack Assembly Kit for Proline S1 and Varistar CP
24630-207	Levelling Feet, 120 mm

RackChiller Purge Kit



Venting kit to purge air out of system during filling and maintenance

Includes:

- Purge valve with quick disconnect

Part No.	Description
24630-192	RDHX PRO RackChiller Purge Kit



Our powerful portfolio of brands:

CADDY ERICO HOFFMAN ILSCO RAYCHEM SCHROFF