

SENZ WIFI Alexa Setup

COMFORT YOU DESERVE

SETUP AND SYSTEM REQUIREMENTS

Before proceeding, ensure you have the following:

- The SENZ WIFI app downloaded and installed on your smartphone (download the SENZ WIFI app from App Store or Google Play)
- An account setup in the SENZ WIFI app with your own username and password
- At least one linked nVent RAYCHEM SENZ WIFI thermostat installed

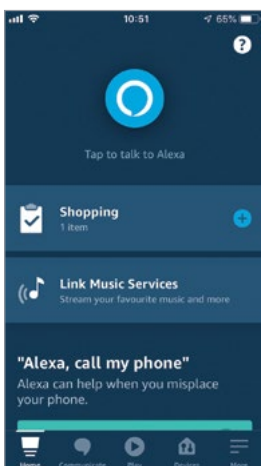
- Confirmed that you can control the SENZ WIFI thermostat(s) via the SENZ WIFI app
- Downloaded the Alexa app on your smartphone

Once you have completed the above setup requirements, follow the steps below to enable the Alexa Skill for the SENZ WIFI thermostat:

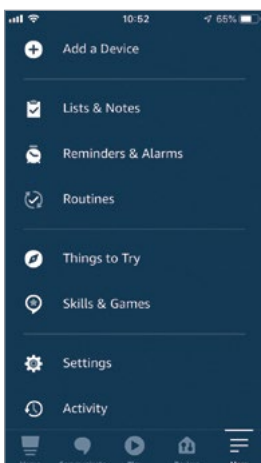
HOW TO ENABLE THE ALEXA SKILL FOR THE SENZ WIFI THERMOSTAT

1 Open the **Alexa app** on your smartphone

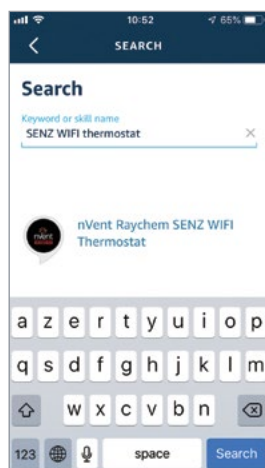
2 Click the **'More'** icon at the bottom right to open up the settings



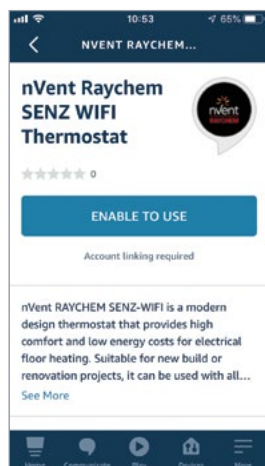
3 Click on **'Skills & Games'**



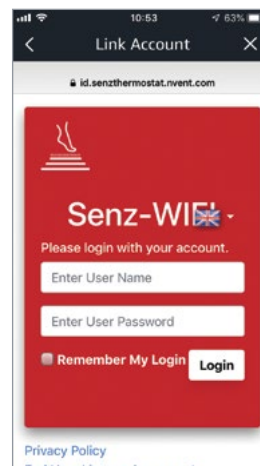
4 Search for the **SENZ WIFI Thermostat** skill name and click on it



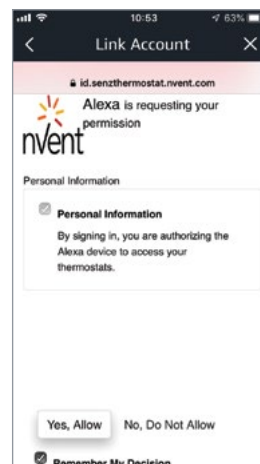
5 Click **'ENABLE TO USE'** which will open the login page on id.senzthermostat.nVent.com



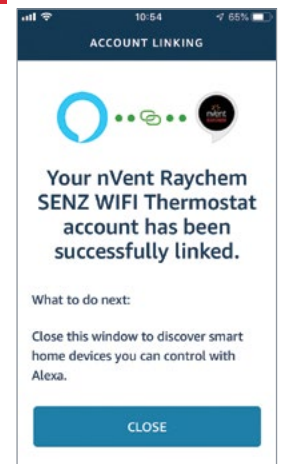
6 Sign into your id.senzthermostat.nVent.com account using your **username and password for the SENZ WIFI app**



7 When you see the permission request to link your Alexa account with id.senzthermostat.nVent.com account, click **'Yes, Allow'**



8 Close the app window by clicking the **'CLOSE'** button



9 Start discovering SENZ WIFI thermostats you can control with Alexa by clicking **'Discover Devices'**



10 Follow the Alexa procedure to put the devices in groups or skip this step

11 Your SENZ WIFI thermostats are now visible in the Alexa app on the devices tab

(NOTE - screenshots of the app may differ depending on the smartphone being used)

EXAMPLES OF VOICE COMMANDS

Desired Action	What Happens	Can be Applied to	Voice Command	Example Text
Turn heating OFF	Puts the thermostat to Constant Mode and changes the 'Set to' temperature to 5°C. This effectively turns your floor heating system off.	Individual thermostat or Group	Alexa, turn [thermostat/group name] OFF.	Alexa, turn Bathroom OFF.
Put thermostat(s) to Weekly Schedule	The thermostat will resume its Weekly Schedule (Program).	Individual thermostat or Group	Alexa, set/turn [thermostat/group name] to HEAT. OR Alexa, turn [thermostat/group name] ON.	Alexa, put Kitchen to HEAT. OR Alexa, turn Kitchen ON.
Set thermostat(s) to a specific temperature	Change the 'Set to' to the desired temperature. Note: In Weekly Schedule (Program 1,2 or 3) after 2 hours the Schedule will resume. In Constant mode this action is permanent.	Individual thermostat or Group	Alexa, set/turn [thermostat/group name] to [temperature] .	Alexa, set Living Room to 23 degrees .
Set thermostat(s) to a specific temperature for a specified duration	Changes the 'Set to' to the desired temperature for the specified number of hours.	Individual thermostat or Group	Alexa, set/turn [thermostat/group name] to [temperature] for [time duration] .	Alexa, turn Kitchen to 23 degrees for 2 hours .
Set thermostat(s) to a specific temperature until a certain time	Changes the 'Set to' to the desired temperature until the specific time requested.	Individual thermostat or Group	Alexa, set/turn [thermostat/group name] to [temperature] until [time] .	Alexa, set Living Room to 23 degrees until 4pm .
Find out the current temperature	No changes are made. Current temperature is announced.	Individual thermostat or Group	Alexa, what is the temperature of [thermostat/group name] ?	Alexa, what is the temperature of Bathroom ?
Find out the set temperature	No changes are made. Set temperature is announced.	Individual thermostat only	Alexa, what is [thermostat name] set to?	Alexa, what is Kitchen set to?
Find out in which mode the thermostat is	No changes are made. Thermostats mode is announced.	Individual thermostat only	Alexa, in which mode is [thermostat name] ?	Alexa, in which mode is Living Room ?
Raises temperature by 1°C	Raise the 'Set to' by 1°C. Note: In Weekly Schedule (Program 1,2 or 3) after 2 hours the Schedule will resume. In Constant mode this action is permanent.	Individual thermostat or Group	Alexa, raise [thermostat/group name] .	Alexa, raise Bathroom .
Raises temperature by certain number of degrees	Raise the 'Set to' by a certain number of °C. Note: In Weekly Schedule (Program 1,2 or 3) after 2 hours the Schedule will resume. In Constant mode this action is permanent.	Individual thermostat or Group	Alexa, raise [thermostat/group name] by [number] degrees.	Alexa, raise Kitchen by 2 degrees .
Lower temperature by 1°C	Lower the 'Set to' by 1°C. Note: In Weekly Schedule (Program 1,2 or 3) after 2 hours the Schedule will resume. In Constant mode this action is permanent.	Individual thermostat or Group	Alexa, make [thermostat/group name] cooler/colder. OR Alexa, lower [thermostat/group name]	Alexa, make Living Room cooler/colder. OR Alexa, lower Living Room .
Lower temperature by certain number of degrees	Lower the 'Set to' by a certain number of °C. Note: In Weekly Schedule (Program 1,2 or 3) after 2 hours the Schedule will resume. In Constant mode this action is permanent.	Individual thermostat or Group	Alexa, lower [thermostat/group name] by [number] degrees.	Alexa, lower Bathroom by 2 degrees .



Our powerful portfolio of brands:

CADDY ERICO HOFFMAN RAYCHEM SCHROFF TRACER