

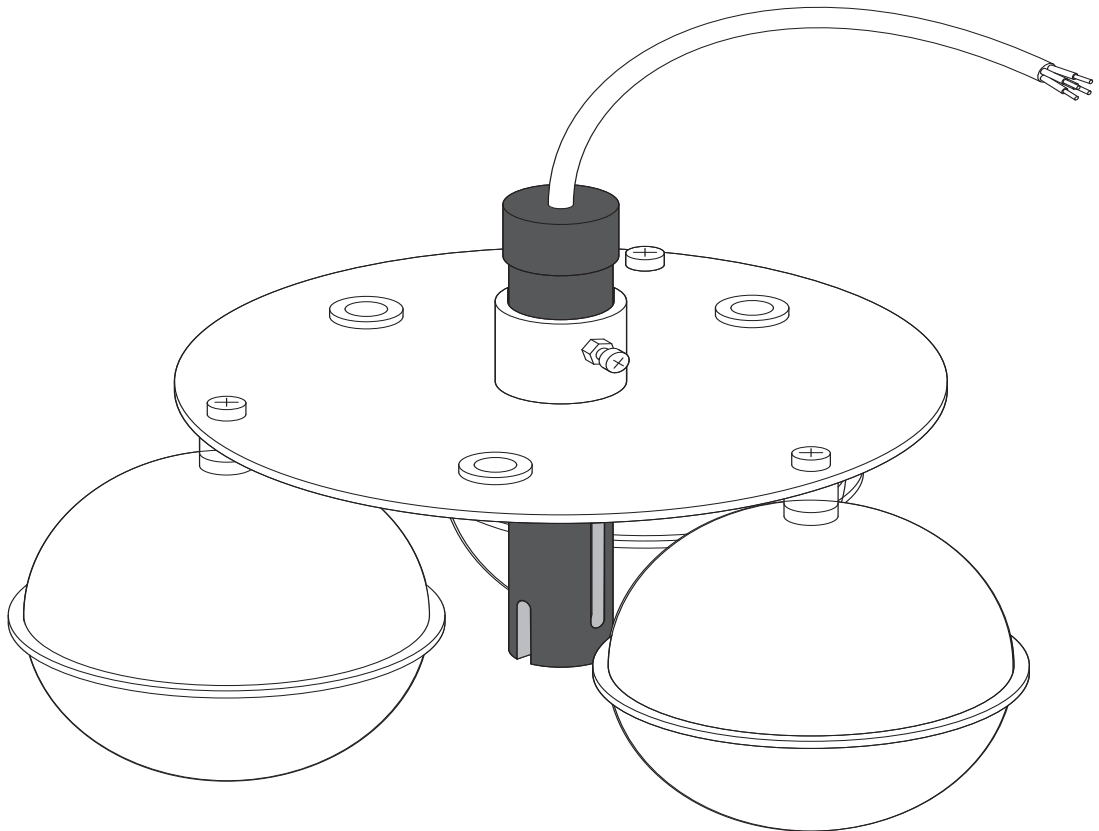


RAYCHEM
TraceTek

Fast Fuel Sensor and Float Assembly

Installation Instructions

Before this product is put into use, be sure to read these instructions and become thoroughly acquainted with its contents in order to install and use this product correctly.



INTRODUCTION

This document explains the procedure for installing nVent RAYCHEM TraceTek Fast Fuel Sensor, float assembly (part numbers 1244-004251 FLOAT-ASS-1M-LC-G1 and 1244-004252 FLOAT-ASS-2M-LC-G2) and associated wiring in order.

Be sure to carefully read this document in order to become thoroughly acquainted with its contents before installation.

It should be noted that, should this product be installed without observing the contents described in this document, our company cannot be responsible for problems caused by it.

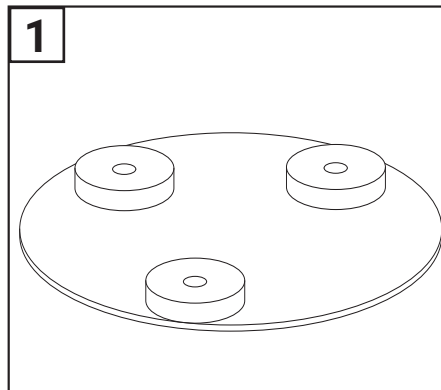
GENERAL DESCRIPTION

The Fast Fuel Sensor is an oil leakage detector capable of detecting oil leakage, that is to be installed at the pit inside the oil retaining wall of a tank or at the drainage pit near a pump yard.

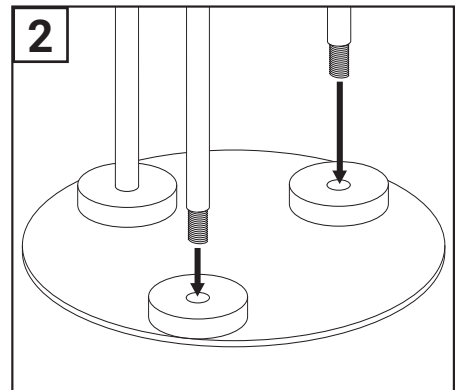
Accidents and destruction of the environment due to oil leakage as well as social loss caused thereby will be contained to the minimum level.

When the oil leakage detecting sensor of the Leak Catcher detects oil leakage, an alarm or an alarm contact will be output from the connected monitor.

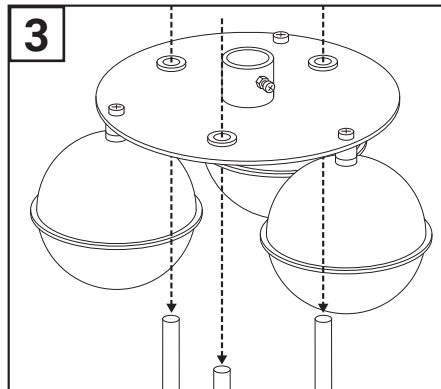
ASSEMBLY INSTRUCTIONS



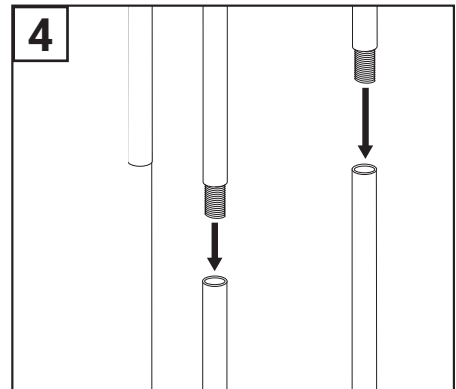
1 Place the bottom plate on the ground.



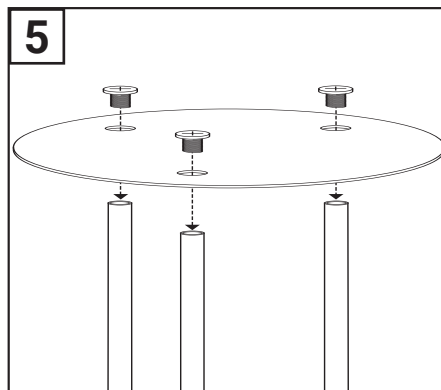
2 PScrew the three rods into the bottom plate.



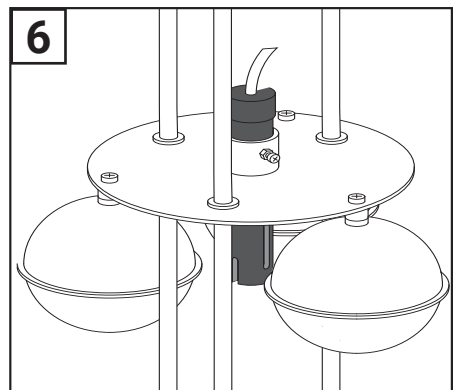
3 Position the floating balls with mounting plate over the rods.



4 Screw the upper rods to the lower tubes (for 2 metre versions).



5 Place the top plate with the shining side up and fix it with the 3 screws.

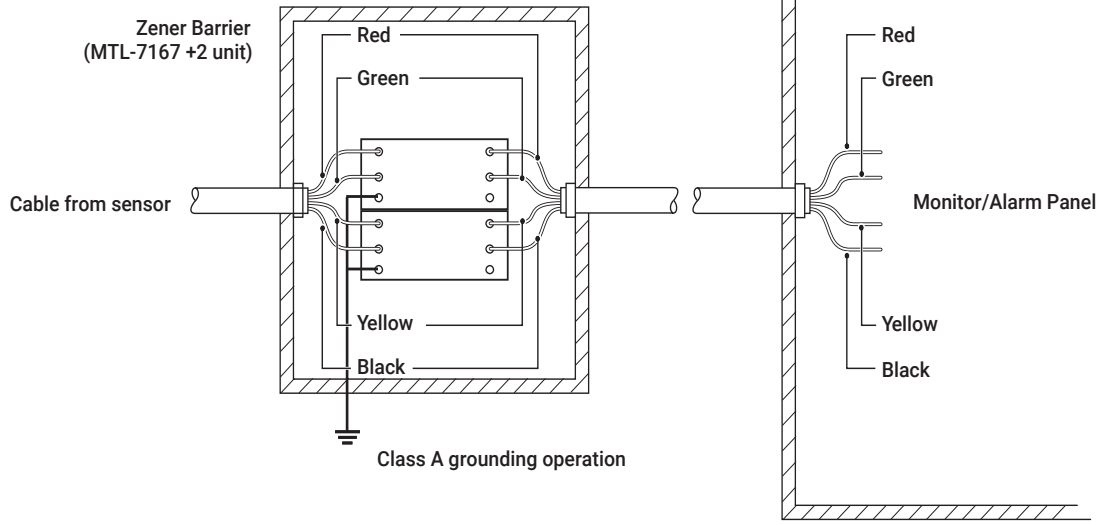


6 Install the FFS sensor into the floating construction.

WIRING DIAGRAMS FOR ATTACHING THE FAST FUEL SENSOR TO A MONITOR / ALARM PANEL

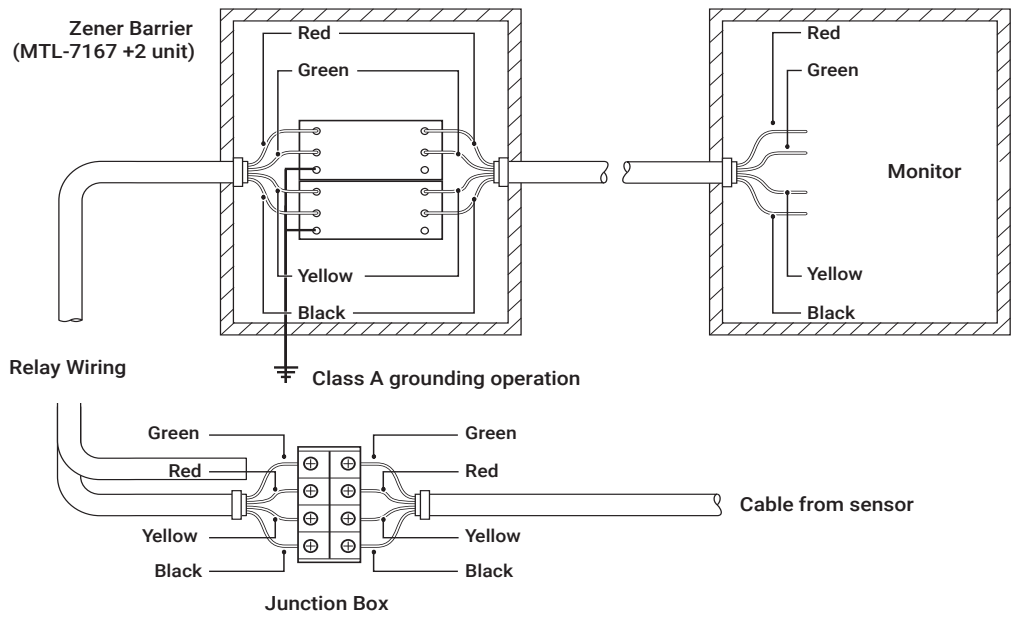
A

When wiring by attached cable (5 metre).



B

When wiring via relay wiring (0.5mm² four-core cab tire cable).



België / Belgique
Tel +32 16 21 35 02
Fax +32 16 21 36 04
salesbelux@nvent.com

Bulgaria
Tel +359 5686 6886
Fax +359 5686 6886
salesee@nvent.com

Česká Republika
Tel +420 602 232 969
czechinfo@nvent.com

Danmark
Tel +45 70 11 04 00
salesdk@nvent.com

Deutschland
Tel 0800 1818205
Fax 0800 1818204
salesde@nvent.com

España
Tel +34 911 59 30 60
Fax +34 900 98 32 64
ntm-sales-es@nvent.com

France
Tél 0800 906045
Fax 0800 906003
salesfr@nvent.com

Hrvatska
Tel +385 1 605 01 88
Fax +385 1 605 01 88
salesee@nvent.com

Italia
Tel +39 02 577 61 51
Fax +39 02 577 61 55 28
salesit@nvent.com

Lietuva/Latvija/Eesti
Tel +370 5 2136633
Fax +370 5 2330084
info.baltic@nvent.com

Magyarország
Tel +381 230 401 770
Fax +381 230 401 770
salesee@nvent.com

Nederland
Tel 0800 0224978
Fax 0800 0224993
salesnl@nvent.com

Norge
Tel +47 66 81 79 90
salesno@nvent.com

Österreich
Tel +43 (2236) 860077
Fax +43 (2236) 860077-5
info-ntm-at@nvent.com

Polska
Tel +48 22 331 29 50
Fax +48 22 331 29 51
salespl@nvent.com

Republic of Kazakhstan
Tel +7 495 926 1885
Fax +7 495 926 18 86
saleskz@nvent.com

Россия
Тел +7 495 926 18 85
Факс +7 495 926 18 86
salesru@nvent.com

Serbia / Montenegro
Tel +381 230 401 770
Fax +381 230 401 770
salesee@nvent.com

Schweiz / Suisse
Tel 0800 551 308
Fax 0800 551 309
info-ntm-ch@nvent.com

Suomi
Puh 0800 11 67 99
salesfi@nvent.com

Sverige
Tel +46 31 335 58 00
salesse@nvent.com

Türkiye
Tel +90 560 977 6467
Fax +32 16 21 36 04
ntm-sales-tr@nvent.com

United Kingdom
Tel 0800 969 013
Fax 0800 968 624
salesthermalUK@nvent.com



nVent.com