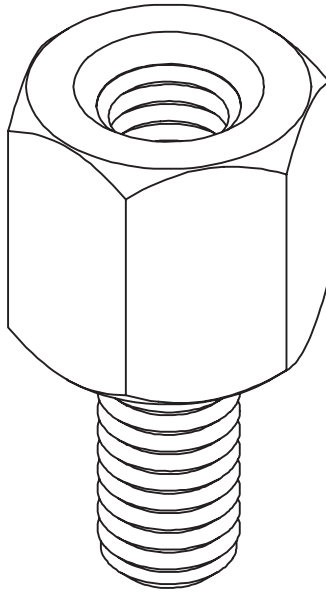
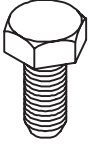
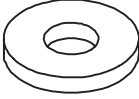
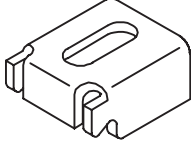
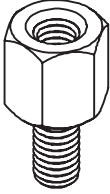


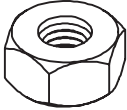


Clamp Block
Klemmplatte Block
Bloc De Bride
Bloque De la Abrazadera



<p>1 3/8-16x.75</p>  <p>(2x)</p>	<p>2</p>  <p>(2x)</p>	<p>3</p>  <p>(2x)</p>
<p>4</p>  <p>(2x)</p>	<p>5</p>  <p>(2x)</p>	<p>6</p>  <p>(2x)</p>
<p>7 3/8-16</p>  <p>(2x)</p>		

Tighten only enough to compress gasket.

Ziehen Sie nur genug fest um Dichtung zusammenzudrücken.

Serrez assez seulement pour comprimer la garniture.

Apriete solamente bastante para comprimir la junta.

Replace With
Ersetzen Sie Durch
Remplacez Par
Substituya Por

Remove tapped block and drill .406 diameter hole. (drill no. 60)

Entfernen Sie geklopften Block und bohren .406 Durchmesserbohrung. (Bohrgerät Nr. 60)

Enlevez le bloc tapé et forez le trou de diamètre .406 (numéro 60 de foret)

Quite el bloque golpeado ligeramente y perforo el agujero del diámetro .406 (taladro No. 60)

Body
Körper
corps
cuerpo

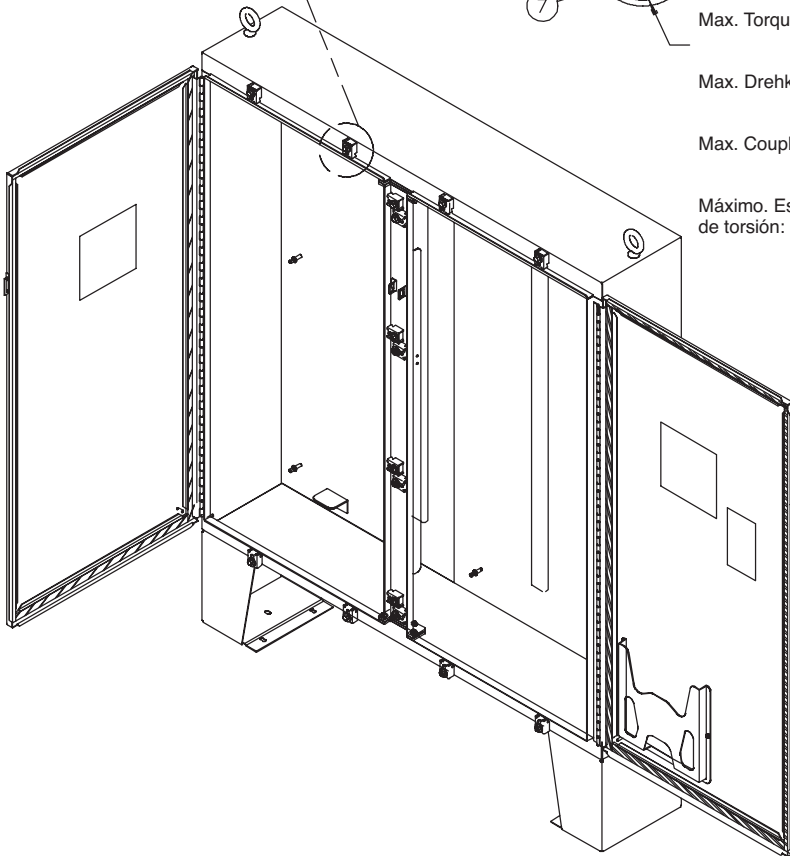
Max. Torque: 21 ft-lbs
28.5Nm

Max. Drehkraft: 21 ft-lbs
28.5Nm

Max. Couple: 21 ft-lbs
28.5Nm

Máximo. Esfuerzo
de torsión: 21 ft-lbs
28.5Nm

Tapped Block
Geklopfter Block
Bloc Tapé
Bloque Golpeado
ligeramente





HOFFMAN