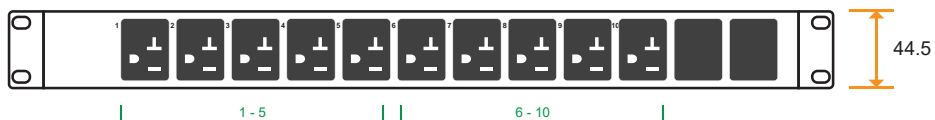


# 1-Phase 110V 20A basic PDU drawing & specification

## Basic Strip

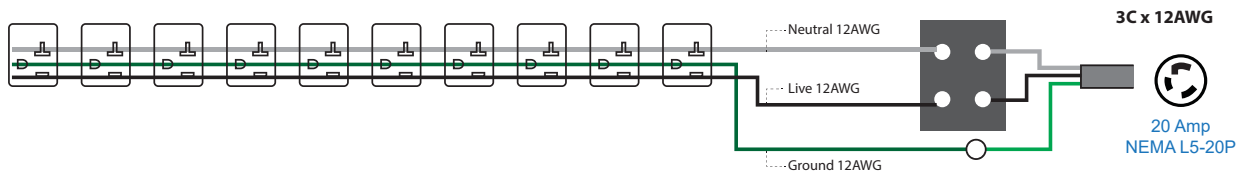
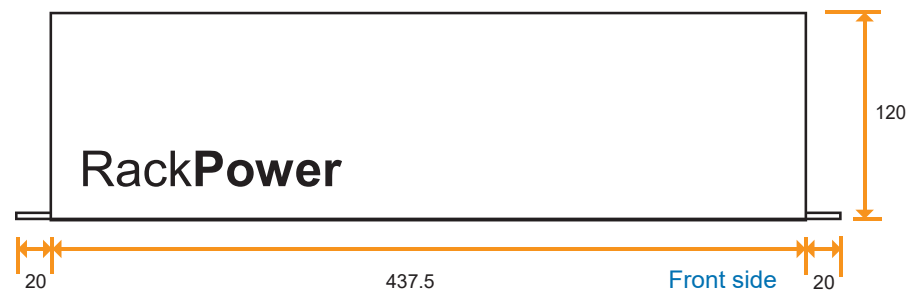
Front view :



Rear view :



Top View :



unit : mm

### Single phase basic PDU

Input Rating : 20A, 110V  
 Outlet : 20A rated US NEMA 5-20R x 10  
 Inlet : 20 Amp NEMA L5-20P plug  
 Cordset : 3 meter UL 12AWG cordset  
 Protection : NIL  
 Circuit Details : Output 16A max. US #1-10

Operating Temperature : -5 to 60 °C  
 Storage Temperature : -25 to 65 °C  
 Operating Altitude : 0 to 2,000 m  
 Storage Altitude : 0 to 15,000 m  
 Humidity : 8 to 95% RH, non-condensing  
 Chassis Material : Steel  
 Chassis Color : Black  
 Product Dimension : 17.2 (W) x 4.7 (D) x 1.75 (H) inch  
 Net Weight : 7.04 lbs  
 Packing dimension : 20.7 (W) x 9.4 (D) x 3.14 (H) inch  
 PDU gross weight : 8.36 lbs

EMC Compliance : FCC Part 15 Subpart B certified  
 Safety Compliance : cTUVus Mark to UL 60950-1:2007/R:2014-10  
 CAN/CSA-C22.2 No. 60950-1:2007/A2:2014-10  
 UL 62368-1:2014  
 CAN/CSA-C22.2 No. 62368-1:2014  
 UL 60730-1 Ed.5 (2016)  
 Environment Compliance : RoHS2 & REACH