

# Test Report

Accredited Test  
Laboratory (DATech)  
Reg.No.DAT-P-087/99-11

The test results relate only to the items tested as mentioned below.  
This report shall not be reproduced except in full without the written approval of  
TÜV PRODUCT SERVICE.

Report No	Number of copies	pages	issued date
MHM-EST-7.70072185	1	6	25.05.2004

## Test

Vibration tests

## Test basis / specification

Customer specification, following NF F 60-002 and NF F 61-005

## Unit under test (UUT)

Sub-rack

## Type designation

europac Pro fer  
6 U 84 HP (21T) 320D

## Identification no.

test setup I to III  
acc. NF F 67-012

## Client

Schroff GmbH  
Langenalber Strasse 96 - 100  
D - 75334 Straubenhardt

## Manufacturer

see client

## Test engineer

B. Abel

## Receipt of UUT date

10.05.2004

## Test date / period of time

10. - 12.05.2004

edited  
signature



B. Abel  
Test Engineer

verified  
signature



W. Jakobi  
Dept. Manager

## Table of contents

<b>1</b>	<b>Test equipment</b>
<b>2</b>	<b>Test procedure</b>
<b>2.1</b>	<b>Unit under test</b>
<b>2.2</b>	<b>Test specification</b>
<b>2.3</b>	<b>Test sequence</b>
<b>3</b>	<b>Test result</b>
<b>4</b>	<b>Legend of the measuring diagrams</b>
<b>5</b>	<b>Photo documentation</b>

### Integrated documents

/A-1/	test setup acc. NF F 67-012	sheet 1
/A-2/	measuring diagrams of the vibration test, sine	sheet 1 to 18

## 1 Test equipment

Equipment	Type	Ser.-No.	Manufacturer
shaker:	1000 IAR		Unholtz-Dickie
vibration control system:	V Win		Unholtz-Dickie
signal conditioner:	133	AG 88 AG 94	Endevco
accelerometers:	4501	1824079 1824078 1824080 1788420	Brüel & Kjaer
		T10B10	

All measuring equipment is calibrated regularly according the calibration instruction of TÜV PRODUCT SERVICE GmbH. All calibrations are traced back to national standards.

## 2 Test procedure

### 2.1 Unit under test

The units under test were three sub-racks with individual test setups acc. NF F 67-012, point 4.0 to 4.2 and appendix A, B and C (see annex 1). According to the individual test setups the sub-racks were loaded with different weights.

### 2.2 Test specification

#### 2.2.1 vibration test, sine

##### 2.2.1.1 resonance search

frequency range: 7 Hz - 70 Hz  
amplitude: 1 g  
sweep rate: 1 Oct./min  
test duration: 1 sweep / axis, in 3 axes

##### 2.2.1.2 vibration test, endurance

frequency range: 7 Hz - 70 Hz  
amplitude: 1 g  
sweep rate: 1 Oct./min  
test duration: 24 sweeps / axis, in 3 axes

### 2.3 Test sequence

No.	Test	Run	Axis	Measuring points and notes	
1	vibration test, sine  1 + 24 sweeps	1	Z-	test setup II	Ch. 2: casing, top, front, frame
		2		test setup I	Ch. 3: casing, top, back, frame
		3		test setup III	Ch. 4: casing, right side, top
		4	Y-	test setup III	Ch. 5: casing, back, boards, middle
		5		test setup I	
		6		test setup II	
		7	X-	test setup II	
		8		test setup I	
		9		test setup III	

### 3 Test results

The three units have passed the test successfully. The units under test were opened by the client for visual inspection by the client himself and our test engineer. The visual inspection showed no damages. The deflection of the 21T subrack was less than 0,5mm. A detailed test will be carried out by the customer in this own test lab.

### 4 Legend of the measuring diagrams

#### 4.1 vibration tests ( see / A-2 / sheet 1 )

- 1 frequency range in Hz
- 2 acceleration level in g
- 3 acceleration spectral density in g<sup>2</sup>/Hz
- 4 test duration
- 5 acceleration "a", reference value in g ( pk or rms )
- 6 acceleration "a", measured value in g (pk or rms )
- 7 velocity "v", reference value in m/s
- 8 velocity "v", measured value in m/s
- 9 displacement "d", reference value in mm
- 10 displacement "d", measured value in mm
- 11 indication of the control channel
- 12 indication of the measuring channels
- 13 vibration axis
- 14 number of run

## 5 Photo documentation

Photo 1: Z-axis test setup II



Photo 2: accelerometer Ch. 2




Photo 3: accelerometer Ch.3/ Ch.4




Photo 4: accelerometer Ch. 5



Photo 5: Z-axis



Photo 6: Y-axis test setup III





Photo 7: X-axis test setup I




TESTAUFBAU I



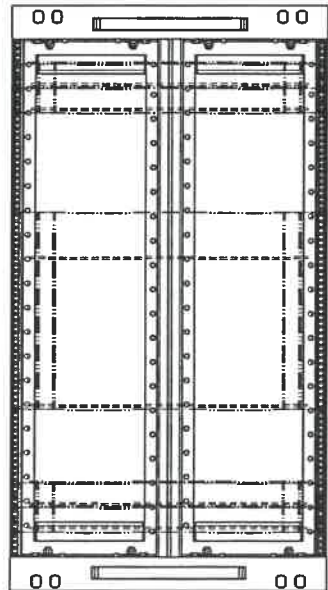
BGTR KOMPL. MIT DUMMYBOARD TYP "A" BESTUECKT

TESTAUFBAU II

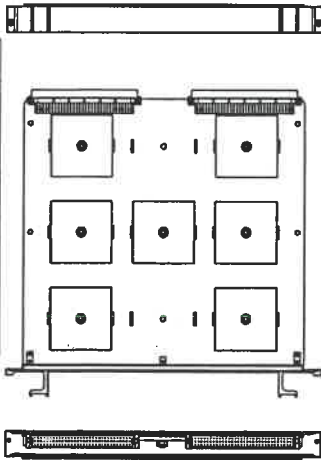


BGTR KOMPL. MIT DUMMYBOARD TYP "B" BESTUECKT

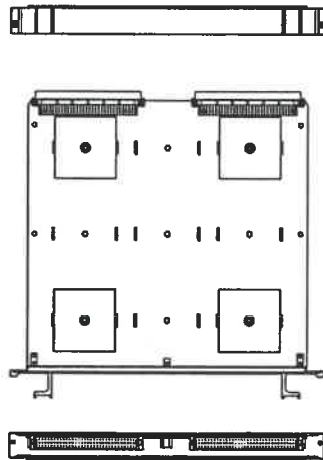
TESTAUFBAU III



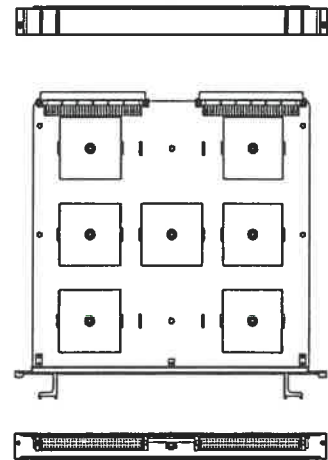
BGTR MIT DUMMYBOARD TYP "A" AN SLOT 2,3,19,20 UND  
MIT DUMMYBOARD TYP "C" AN SLOT 7-15 BESTUECKT




SNCF-DUMMYBOARD TYPE "A"



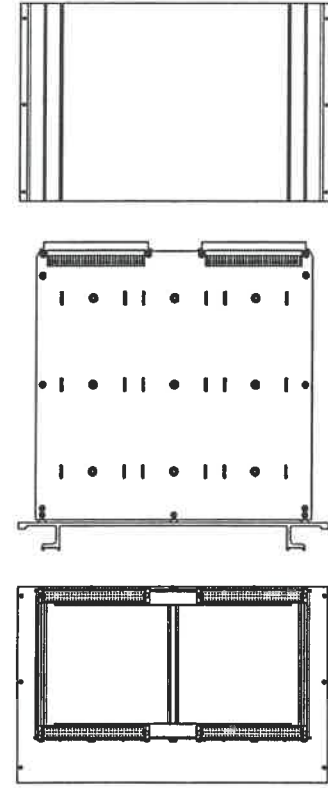
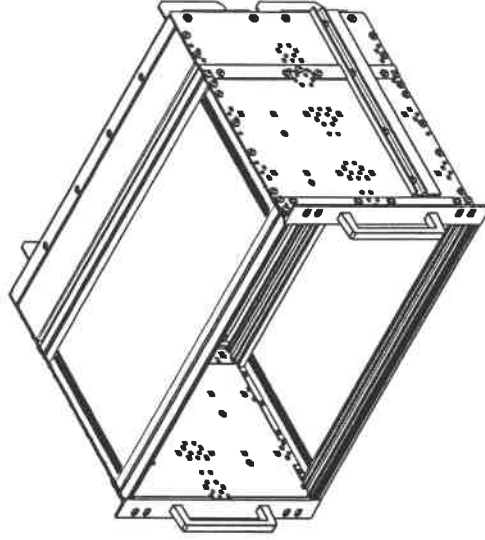
SNCF-DUMMYBOARD TYPE "B"



SNCF-DUMMYBOARD TYPE "A"



UEBERGABEBESTECKER: 4 STECKER ø70 PINS OHNE ZENTRIERBOLZEN  
IN POS. 1/10 UND 9/18 (OBEN + UNTEN) MONTIERT



SNCF-DUMMYBOARD TYPE "C"

NO. 001	DATE 03.12.2003	BY SCHRAFF
NO. 002	DATE 03.12.2003	BY SCHRAFF
NO. 003	DATE 03.12.2003	BY SCHRAFF
NO. 004	DATE 03.12.2003	BY SCHRAFF
NO. 005	DATE 03.12.2003	BY SCHRAFF
NO. 006	DATE 03.12.2003	BY SCHRAFF
NO. 007	DATE 03.12.2003	BY SCHRAFF
NO. 008	DATE 03.12.2003	BY SCHRAFF
NO. 009	DATE 03.12.2003	BY SCHRAFF
NO. 010	DATE 03.12.2003	BY SCHRAFF
NO. 011	DATE 03.12.2003	BY SCHRAFF
NO. 012	DATE 03.12.2003	BY SCHRAFF
NO. 013	DATE 03.12.2003	BY SCHRAFF
NO. 014	DATE 03.12.2003	BY SCHRAFF
NO. 015	DATE 03.12.2003	BY SCHRAFF
NO. 016	DATE 03.12.2003	BY SCHRAFF
NO. 017	DATE 03.12.2003	BY SCHRAFF
NO. 018	DATE 03.12.2003	BY SCHRAFF
NO. 019	DATE 03.12.2003	BY SCHRAFF
NO. 020	DATE 03.12.2003	BY SCHRAFF
NO. 021	DATE 03.12.2003	BY SCHRAFF
NO. 022	DATE 03.12.2003	BY SCHRAFF
NO. 023	DATE 03.12.2003	BY SCHRAFF
NO. 024	DATE 03.12.2003	BY SCHRAFF
NO. 025	DATE 03.12.2003	BY SCHRAFF
NO. 026	DATE 03.12.2003	BY SCHRAFF
NO. 027	DATE 03.12.2003	BY SCHRAFF
NO. 028	DATE 03.12.2003	BY SCHRAFF
NO. 029	DATE 03.12.2003	BY SCHRAFF
NO. 030	DATE 03.12.2003	BY SCHRAFF
NO. 031	DATE 03.12.2003	BY SCHRAFF
NO. 032	DATE 03.12.2003	BY SCHRAFF
NO. 033	DATE 03.12.2003	BY SCHRAFF
NO. 034	DATE 03.12.2003	BY SCHRAFF
NO. 035	DATE 03.12.2003	BY SCHRAFF
NO. 036	DATE 03.12.2003	BY SCHRAFF
NO. 037	DATE 03.12.2003	BY SCHRAFF
NO. 038	DATE 03.12.2003	BY SCHRAFF
NO. 039	DATE 03.12.2003	BY SCHRAFF
NO. 040	DATE 03.12.2003	BY SCHRAFF
NO. 041	DATE 03.12.2003	BY SCHRAFF
NO. 042	DATE 03.12.2003	BY SCHRAFF
NO. 043	DATE 03.12.2003	BY SCHRAFF
NO. 044	DATE 03.12.2003	BY SCHRAFF
NO. 045	DATE 03.12.2003	BY SCHRAFF
NO. 046	DATE 03.12.2003	BY SCHRAFF
NO. 047	DATE 03.12.2003	BY SCHRAFF
NO. 048	DATE 03.12.2003	BY SCHRAFF
NO. 049	DATE 03.12.2003	BY SCHRAFF
NO. 050	DATE 03.12.2003	BY SCHRAFF
NO. 051	DATE 03.12.2003	BY SCHRAFF
NO. 052	DATE 03.12.2003	BY SCHRAFF
NO. 053	DATE 03.12.2003	BY SCHRAFF
NO. 054	DATE 03.12.2003	BY SCHRAFF
NO. 055	DATE 03.12.2003	BY SCHRAFF
NO. 056	DATE 03.12.2003	BY SCHRAFF
NO. 057	DATE 03.12.2003	BY SCHRAFF
NO. 058	DATE 03.12.2003	BY SCHRAFF
NO. 059	DATE 03.12.2003	BY SCHRAFF
NO. 060	DATE 03.12.2003	BY SCHRAFF
NO. 061	DATE 03.12.2003	BY SCHRAFF
NO. 062	DATE 03.12.2003	BY SCHRAFF
NO. 063	DATE 03.12.2003	BY SCHRAFF
NO. 064	DATE 03.12.2003	BY SCHRAFF
NO. 065	DATE 03.12.2003	BY SCHRAFF
NO. 066	DATE 03.12.2003	BY SCHRAFF
NO. 067	DATE 03.12.2003	BY SCHRAFF
NO. 068	DATE 03.12.2003	BY SCHRAFF
NO. 069	DATE 03.12.2003	BY SCHRAFF
NO. 070	DATE 03.12.2003	BY SCHRAFF
NO. 071	DATE 03.12.2003	BY SCHRAFF
NO. 072	DATE 03.12.2003	BY SCHRAFF
NO. 073	DATE 03.12.2003	BY SCHRAFF
NO. 074	DATE 03.12.2003	BY SCHRAFF
NO. 075	DATE 03.12.2003	BY SCHRAFF
NO. 076	DATE 03.12.2003	BY SCHRAFF
NO. 077	DATE 03.12.2003	BY SCHRAFF
NO. 078	DATE 03.12.2003	BY SCHRAFF
NO. 079	DATE 03.12.2003	BY SCHRAFF
NO. 080	DATE 03.12.2003	BY SCHRAFF
NO. 081	DATE 03.12.2003	BY SCHRAFF
NO. 082	DATE 03.12.2003	BY SCHRAFF
NO. 083	DATE 03.12.2003	BY SCHRAFF
NO. 084	DATE 03.12.2003	BY SCHRAFF
NO. 085	DATE 03.12.2003	BY SCHRAFF
NO. 086	DATE 03.12.2003	BY SCHRAFF
NO. 087	DATE 03.12.2003	BY SCHRAFF
NO. 088	DATE 03.12.2003	BY SCHRAFF
NO. 089	DATE 03.12.2003	BY SCHRAFF
NO. 090	DATE 03.12.2003	BY SCHRAFF
NO. 091	DATE 03.12.2003	BY SCHRAFF
NO. 092	DATE 03.12.2003	BY SCHRAFF
NO. 093	DATE 03.12.2003	BY SCHRAFF
NO. 094	DATE 03.12.2003	BY SCHRAFF
NO. 095	DATE 03.12.2003	BY SCHRAFF
NO. 096	DATE 03.12.2003	BY SCHRAFF
NO. 097	DATE 03.12.2003	BY SCHRAFF
NO. 098	DATE 03.12.2003	BY SCHRAFF
NO. 099	DATE 03.12.2003	BY SCHRAFF
NO. 100	DATE 03.12.2003	BY SCHRAFF

**Save 1 of 2**

2004-05-10  
 10:43:39

Total: 00:03:32

Auto: 00:03:19

Swp 1 of 25

Status: Auto

<-SWEEPING

Freq 70.00 Hz

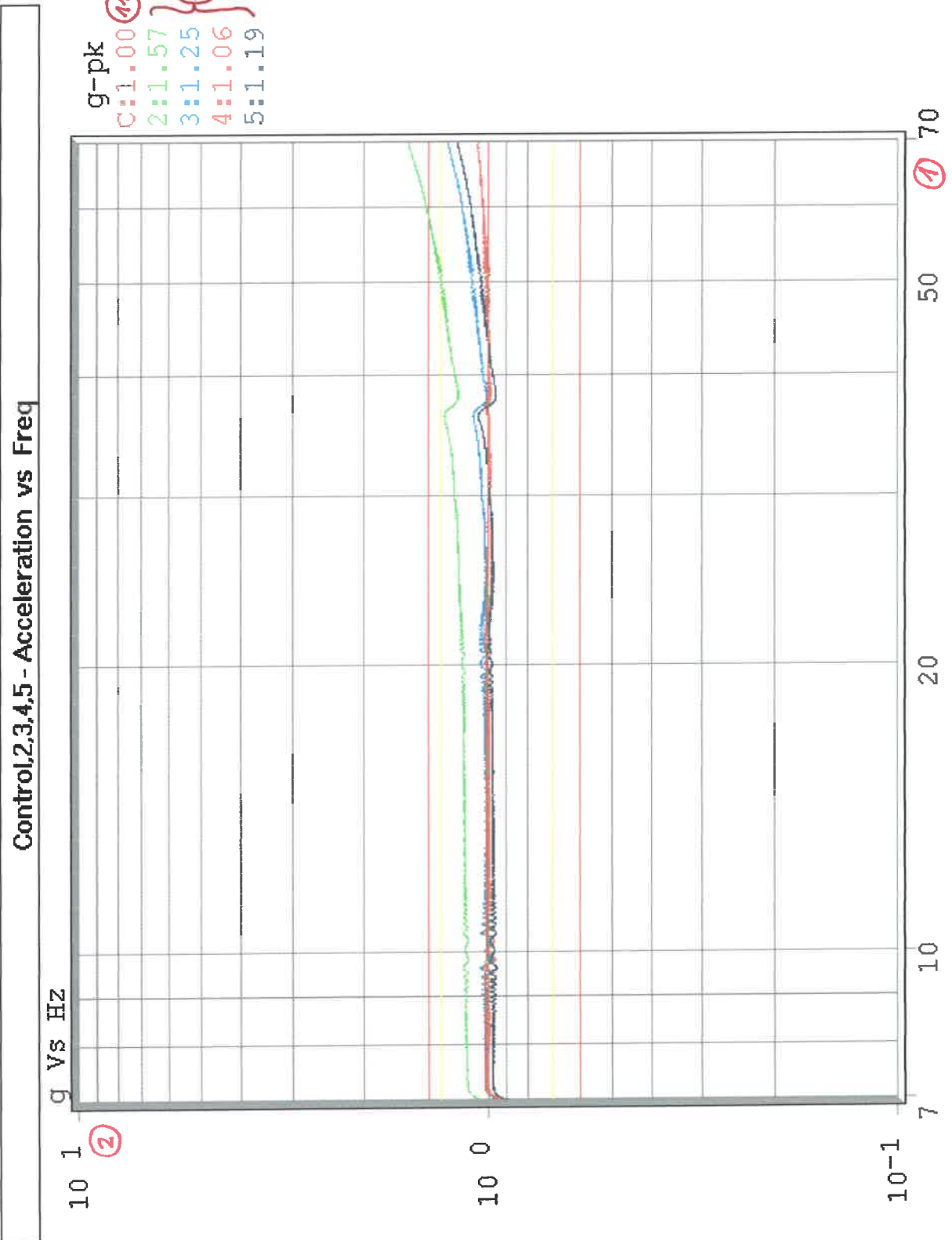
Ref 1.00 g-pk

Acc 1.001 g-pk

Vel 0.02 m/s-pk

Disp 0.10 mm pk-pk

Swp : 3 min 19 sec  
 Servo(dB/s): 1K  
 Freq : Log  
 Type:Single  
 C:1 (11)  
 AutoSave  
 S:1,2,3,4,5



SINE SETUP ID: Schroff

SETUP DESCRIPTION: NFF 60002, SNCF Baugruppenträger 6HE (U) 84 TE (21 T) 320mm tief; Testaufbau II

RUN NAME: [S1]run1 (14) RUN DESC: Z-Achse (13)

CH-1: 100.0 mV/g CH-2: 100.0 mV/g CH-3: 100.0 mV/g CH-4: 100.0 mV/g

CH-5: 100.0 mV/g CH-6: 10.00 mV/g CH-7: 10.00 mV/g CH-8: 10.00 mV/g

JD-VWIN




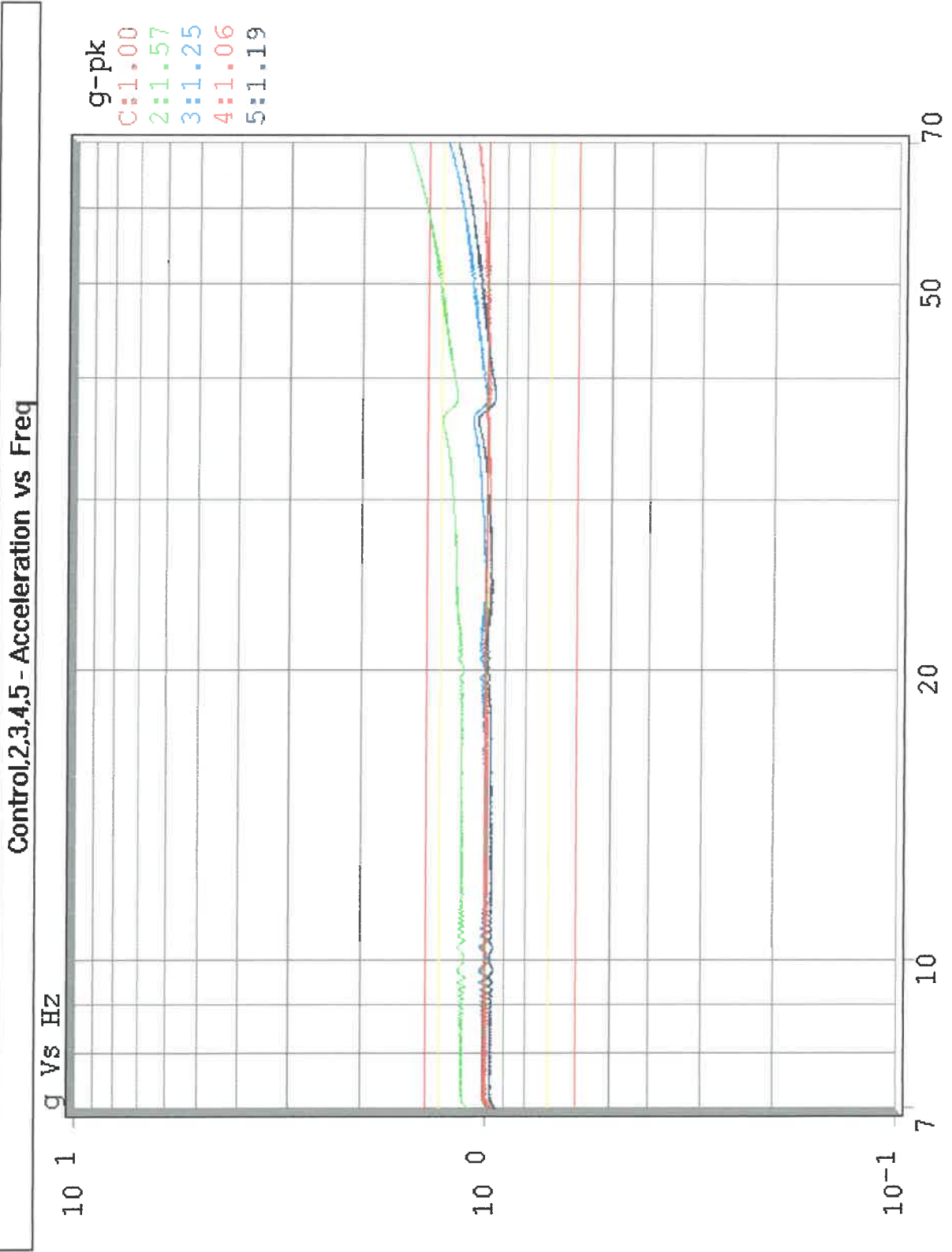
2004-05-10  
 12:08:52

Total: 01:23:08  
 Auto: 01:22:55  
 Swp 25 of 25

Status: Auto  
**FINISHED**

Freq 70.00 Hz  
 Ref 1.00 g-pk  
 Acc 1.001 g-pk  
 Vel 0.02 m/s-pk  
 Disp 0.10 mm pk-pk

Swp : 3 min 19 sec  
 Servo(dB/s): 1K  
 Freq : Log  
 Type:Single  
 C:1  
 AutoSave  
 S:1,2,3,4,5

SINE SETUP ID: Schroff  
 SETUP DESCRIPTION: NFF 60002, SNCF Baugruppenträger 6HE (U) 84 TE (21 T) 320mm tief; Testaufbau II  
 RUN NAME: [S1]run1  
 CH-1: 100.0 mV/g  
 CH-5: 100.0 mV/g  
 CH-2: 100.0 mV/g  
 CH-6: 10.00 mV/g  
 CH-3: 100.0 mV/g  
 CH-7: 10.00 mV/g  
 CH-4: 100.0 mV/g  
 CH-8: 10.00 mV/g

RUN DESC: Z-Achse

UD-VWIN



**Save 1 of 2**

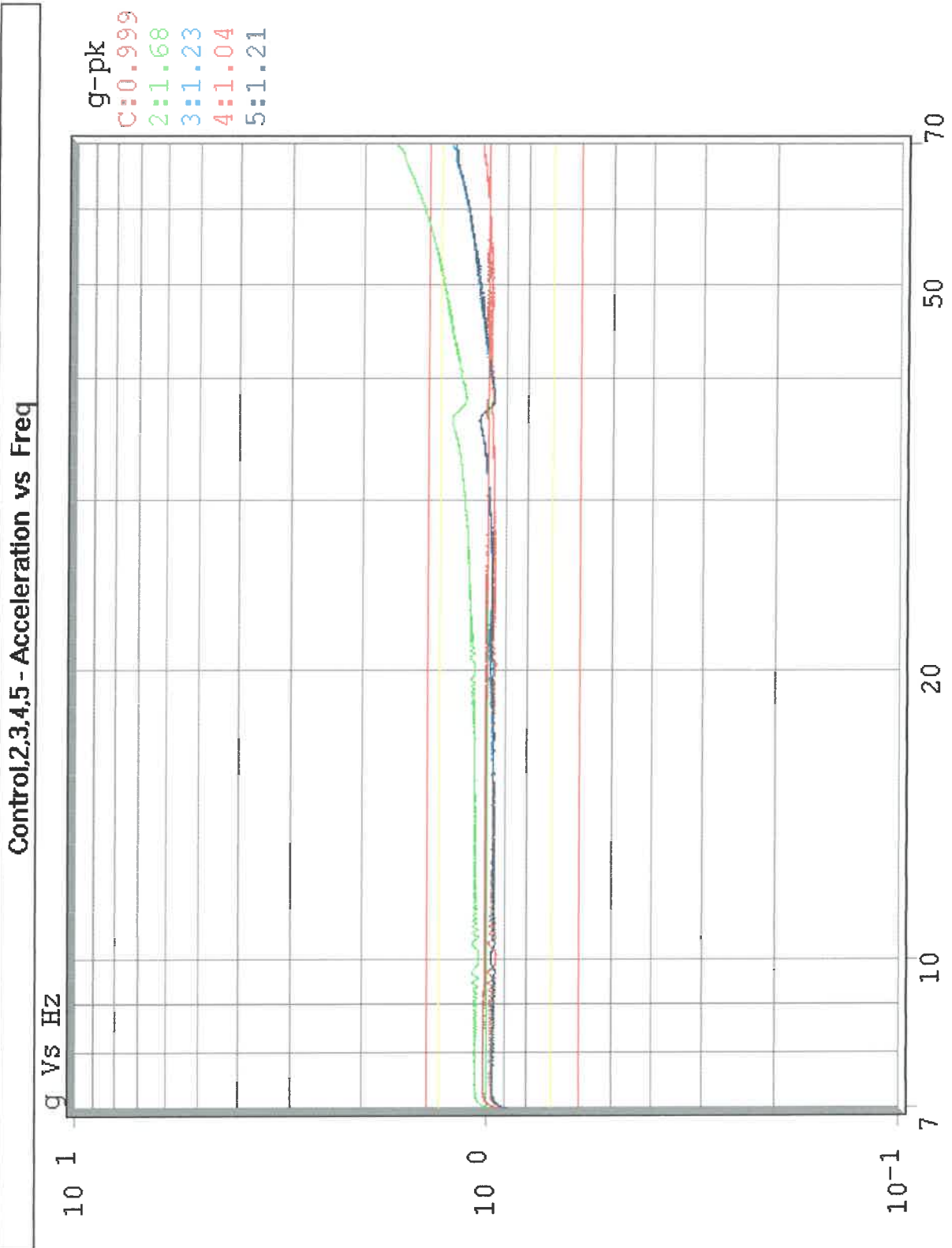
2004-05-10  
 12:24:53

Total: 00:03:32  
 Auto: 00:03:19  
 Swp 1 of 25

Status: Auto  
 <-SWEEPING

Freq 70.00 Hz  
 Ref 1.00 g-pk  
 Acc 0.999 g-pk  
 Vel 0.02 m/s-pk  
 Disp 0.10 mm pk-pk

Swp : 3 min 19 sec  
 Servo(dB/s): 1K  
 Freq : Log  
 Type:Single  
 C:1  
 AutoSave  
 S:1,2,3,4,5



SINE SETUP ID: Schroff  
 SETUP DESCRIPTION: NFF 60002, SNCF Baugruppenträger 6HE (U) 84 TE (21 T) 320mm tief; Testaufbau I  
 RUN NAME: [S1]run2  
 CH-1: 100.0 mV/g  
 CH-5: 100.0 mV/g  
 CH-2: 100.0 mV/g  
 CH-6: 10.00 mV/g  
 CH-3: 100.0 mV/g  
 CH-7: 10.00 mV/g  
 CH-4: 100.0 mV/g  
 CH-8: 10.00 mV/g

RUN DESC: Z-Achse

UD-VWIN



2004-05-10  
 13:45:38

Total: 01:23:08

Auto: 01:22:55

Swp 25 of 25

Status: Auto

FINISHED

Freq  
 Hz 70.00

Ref  
 g<sub>pk</sub> 1.00

Acc  
 g<sub>pk</sub> 1.001

Vel  
 m/s<sub>pk</sub> 0.02

Disp  
 mm pk-pk 0.10

Swp : 3 min 19 sec

Servo(dB/s): 1K

Freq : Log

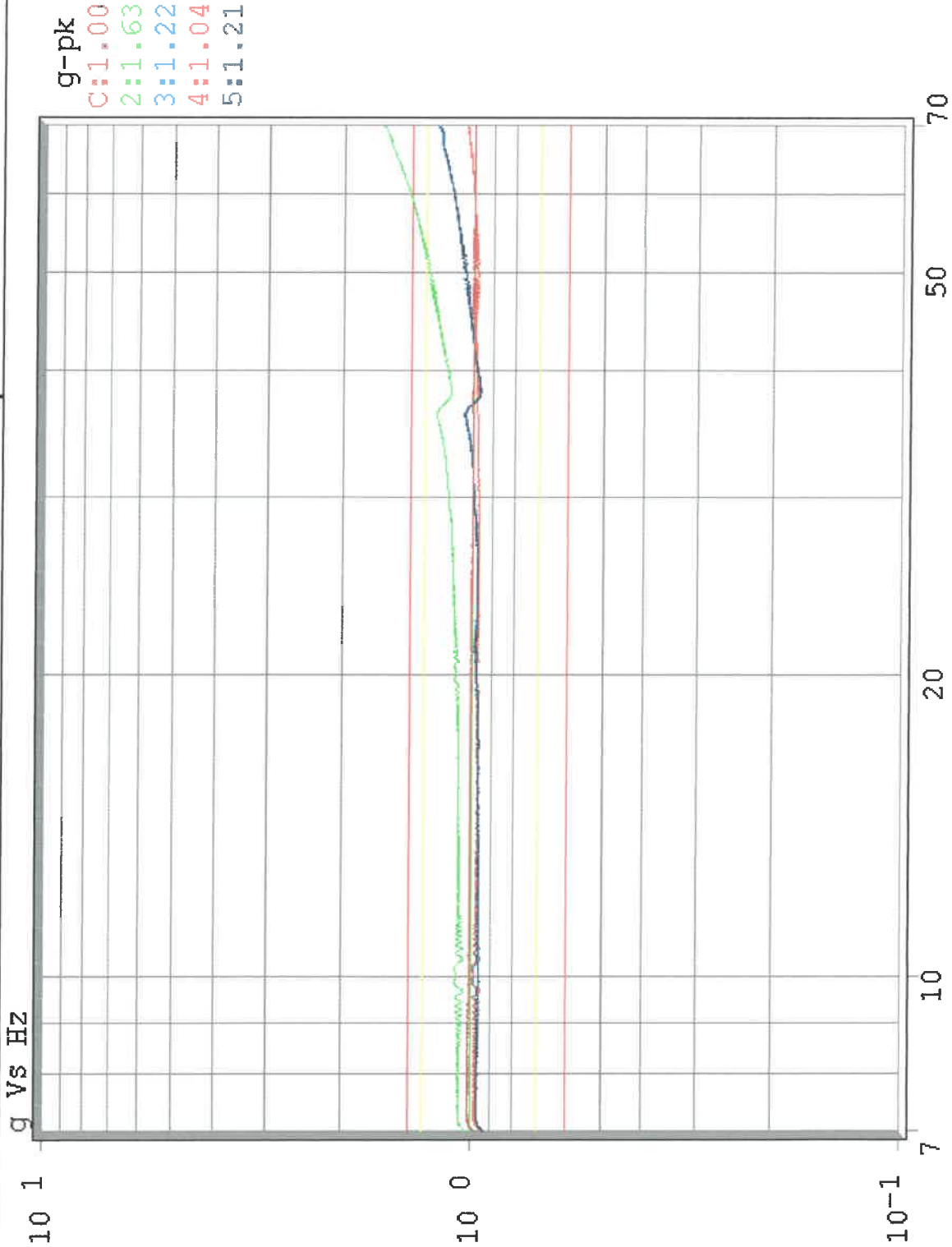
Type:Single

C:1

AutoSave

S:1,2,3,4,5

Control,2,3,4,5 - Acceleration vs Freq



SINE SETUP ID: Schroff

SETUP DESCRIPTION: NFF 60002, SNCF Baugruppenträger 6HE (U) 84 TE (21 T) 320mm tief; Testaufbau I

RUN NAME: [S1]run2

CH-1: 100.0 mV/g

CH-5: 100.0 mV/g

CH-2: 100.0 mV/g

CH-6: 10.00 mV/g

CH-3: 100.0 mV/g

CH-7: 10.00 mV/g

RUN DESC: 2-Achse

CH-4: 100.0 mV/g

CH-8: 10.00 mV/g

**Save 1 of 2**


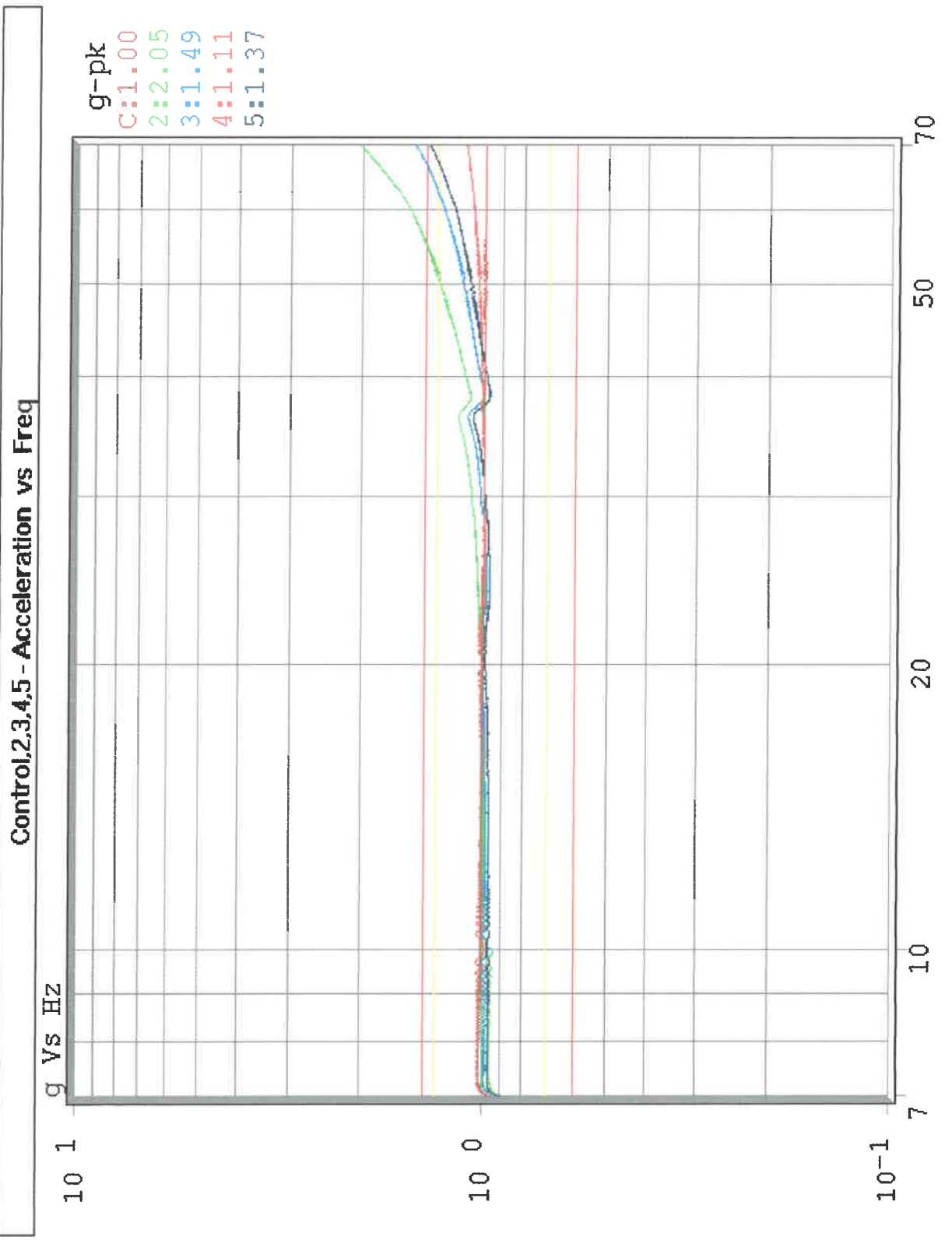
2004-05-10  
 14:00:15

Total: 00:03:32  
 Auto: 00:03:19  
 Swp 1 of 25

Status: Auto  
 <-SWEEPING

**Freq** 70.00 Hz  
**Ref** 1.00 g-pk  
**Acc** 1.000 g-pk  
**Vel** 0.02 m/s-pk  
**Disp** 0.10 mm pk-pk

Swp : 3 min 19 sec  
 Servo(dB/s): 1K  
 Freq : Log  
 Type:Single  
 C:1  
 AutoSave  
 S:1,2,3,4,5

SINE SETUP ID: Schroff  
 SETUP DESCRIPTION: NFF 60002, SNCF Baugruppenträger 6HE (U) 84 TE (21 T) 320mm tief; Testaufbau III  
 RUN NAME: [S1Jrun3] RUN DESC: Z-Achse  
 CH-1: 100.0 mV/g CH-2: 100.0 mV/g CH-3: 100.0 mV/g CH-4: 100.0 mV/g  
 CH-5: 100.0 mV/g CH-6: 10.00 mV/g CH-7: 10.00 mV/g CH-8: 10.00 mV/g

UD-VWIN

2004-05-10  
 15:21:37

Total: 01:23:08

Auto: 01:22:55

Swp 25 of 25

Status: Auto

FINISHED

Freq  
 Hz 70.00

Ref  
 gpk 1.00

Acc  
 gpk 0.999

Vel  
 m/s-pk 0.02

Disp  
 mm pk-pk 0.10

Swp : 3 min 19 sec

Servo(dB/s): 1K

Freq : Log

Type:Single

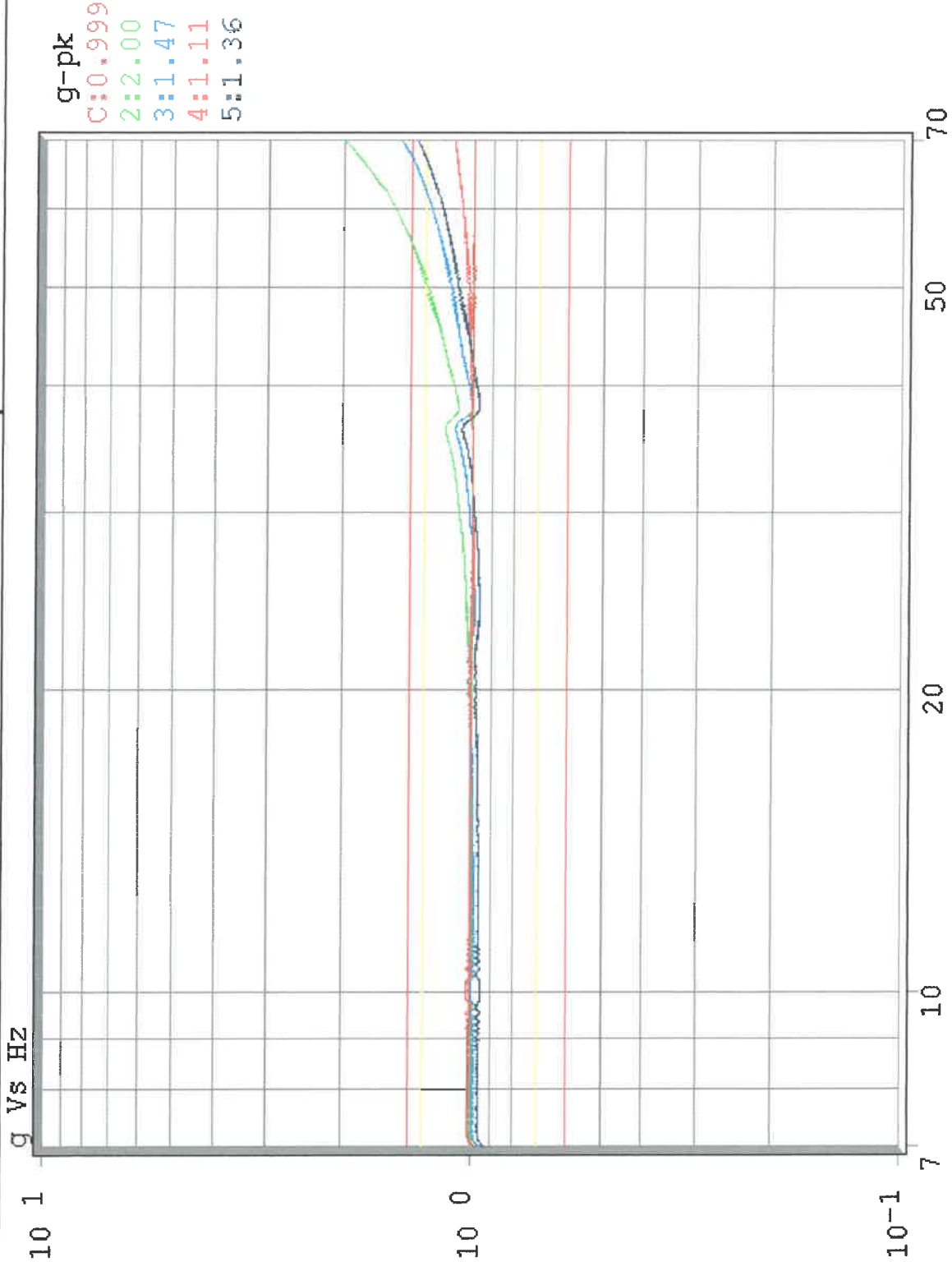
C:1

AutoSave

S:1,2,3,4,5



Control,2,3,4,5 - Acceleration vs Freq



SINE SETUP ID: Schroff

SETUP DESCRIPTION: NFF 60002, SNCF Baugruppenträger 6HE (U) 84 TE (21 T) 320mm tief; Testaufbau III

RUN NAME: [S1]run3

CH-1: 100.0 mV/g

CH-5: 100.0 mV/g

CH-2: 100.0 mV/g

CH-6: 10.00 mV/g

CH-3: 100.0 mV/g

CH-7: 10.00 mV/g

RUN DESC: 2-Achse

CH-4: 100.0 mV/g


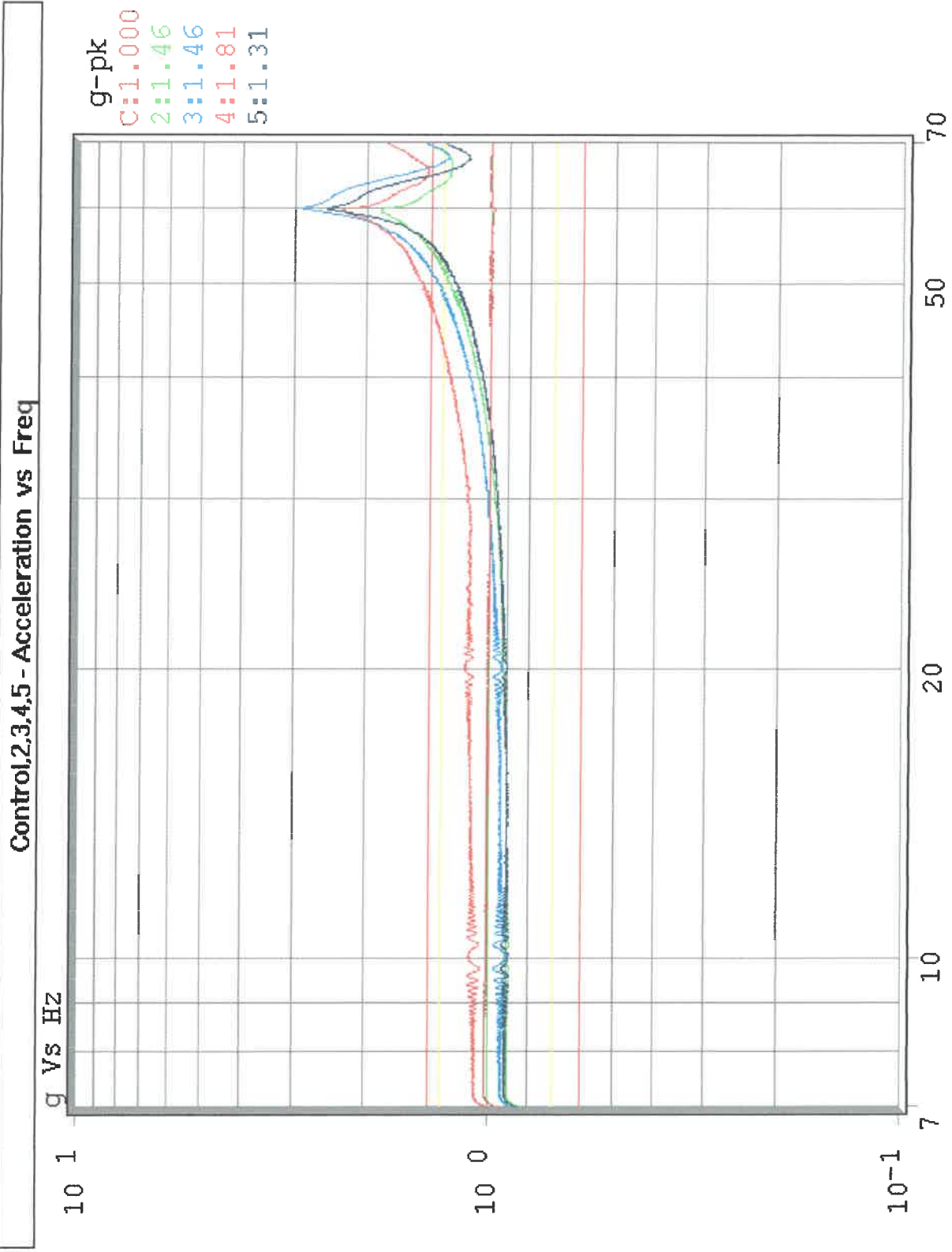
CH-8: 10.00 mV/g

UD-VWIN

**Save 1 of 2**  
 2004-05-11 08:31:38  
 Total: 00:03:32  
 Auto: 00:03:19  
 Swp 1 of 25  
 Status: Auto  
 <-SWEEPING

**Freq** 70.00 Hz  
**Ref** 1.00 g-pk  
**Acc** 1.000 g-pk  
**Vel** 0.02 m/s-pk  
**Disp** 0.10 mm pk-pk

Swp : 3 min 19 sec  
 Servo(dB/s): 1K  
 Freq : Log  
 Type:Single  
 C:1  
 AutoSave  
 S:1,2,3,4,5

SINE SETUP ID: Schroff  
 SETUP DESCRIPTION: NFF 60002, SNCF Baugruppenträger 6HE (U) 84 TE (21 T) 320mm tief; Testaufbau III  
 RUN NAME: [S1]run4  
 CH-1: 100.0 mV/g  
 CH-5: 100.0 mV/g  
 CH-2: 100.0 mV/g  
 CH-6: 10.00 mV/g  
 CH-3: 100.0 mV/g  
 CH-7: 10.00 mV/g  
 CH-4: 100.0 mV/g  
 CH-8: 10.00 mV/g  
 RUN DESC: Y-Achse

UD-VWIN


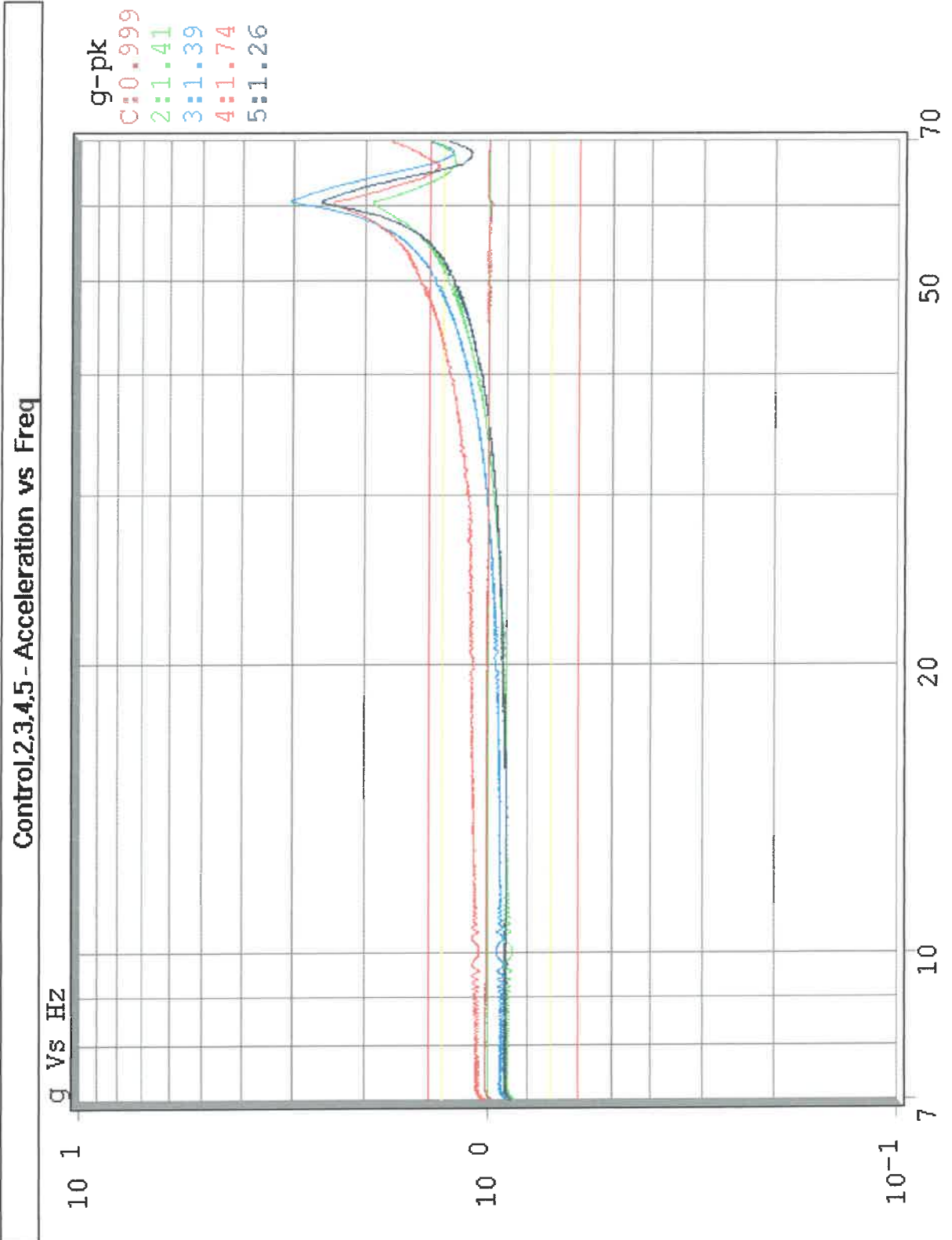
2004-05-11  
 09:51:24

Total: 01:23:08  
 Auto: 01:22:55  
 Swp 25 of 25

Status: Auto  
**FINISHED**

Freq 70.00 Hz  
 Ref 1.00 g-pk  
 Acc 0.999 g-pk  
 Vel 0.02 m/s-pk  
 Disp 0.10 mm pk-pk

Swp : 3 min 19 sec  
 Servo(dB/s): 1K  
 Freq : Log  
 Type:Single  
 C:1  
 AutoSave  
 S:1,2,3,4,5

SINE SETUP ID: Schroff  
 SETUP DESCRIPTION: NFF 60002, SNCF Baugruppenträger 6HE (U) 84 TE (21 T) 320mm tief; Testaufbau III  
 RUN NAME: [S1]run4  
 CH-1: 100.0 mV/g  
 CH-2: 100.0 mV/g  
 CH-3: 100.0 mV/g  
 CH-4: 100.0 mV/g  
 CH-5: 100.0 mV/g  
 CH-6: 10.00 mV/g  
 CH-7: 10.00 mV/g  
 CH-8: 10.00 mV/g

RUN DESC: Y-Achse

UD-VWIN

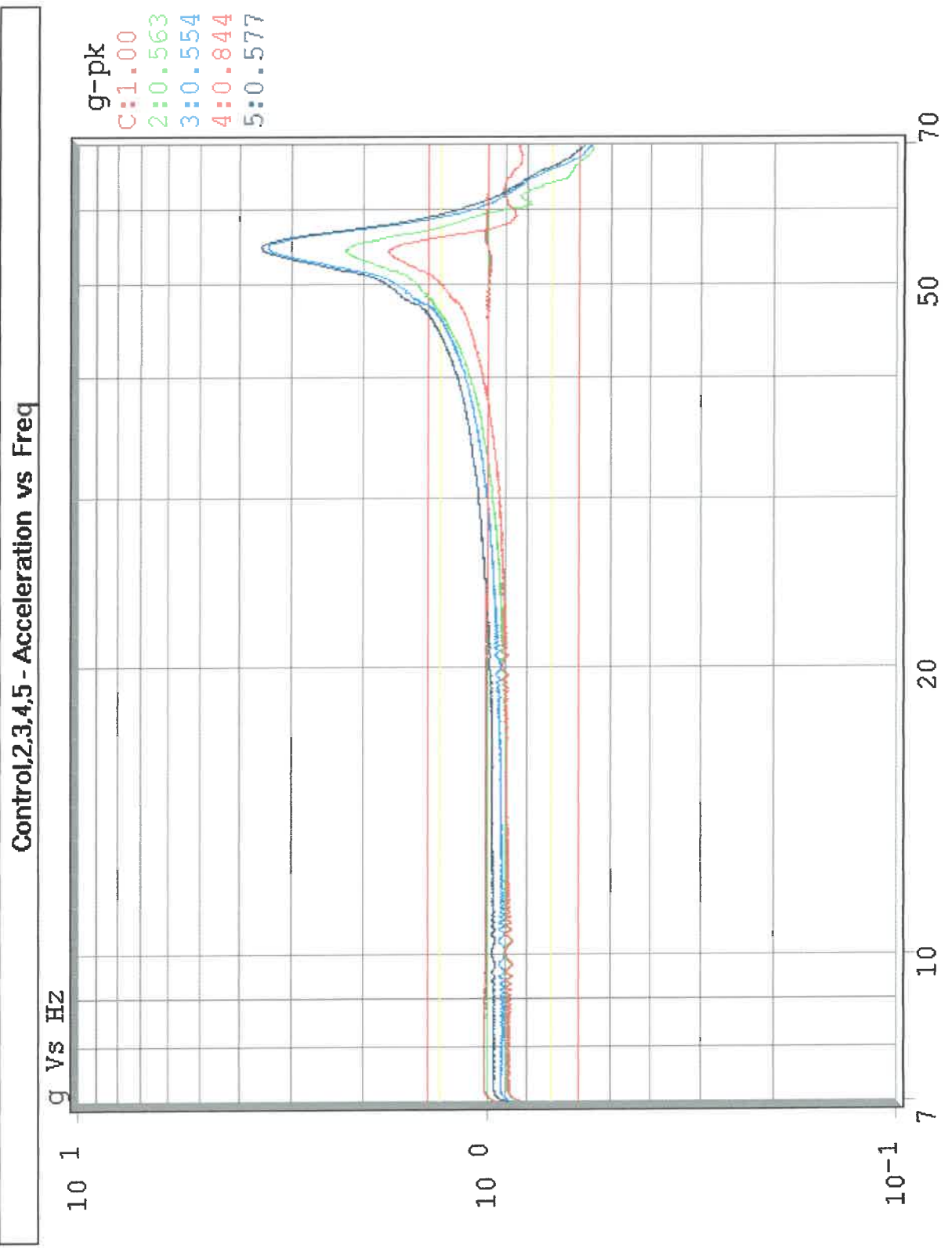
**Save 1 of 2**

2004-05-11  
 10:10:18  
 Total: 00:03:32  
 Auto: 00:03:19  
 Swp 1 of 25

Status: Auto  
 <-SWEEPING

Freq 70.00 Hz  
 Ref 1.00 g-pk  
 Acc 1.002 g-pk  
 Vel 0.02 m/s-pk  
 Disp 0.10 mm pk-pk

Swp : 3 min 19 sec  
 Servo(dB/s): 1K  
 Freq : Log  
 Type:Single  
 C:1  
 AutoSave  
 S:1,2,3,4,5



SINE SETUP ID: Schroff  
 SETUP DESCRIPTION: NFF 60002, SNCF Baugruppenträger 6HE (U) 84 TE (21 T) 320mm tief; Testaufbau I  
 RUN NAME: [S1]runs  
 CH-1: 100.0 mV/g  
 CH-2: 100.0 mV/g  
 CH-3: 100.0 mV/g  
 CH-4: 100.0 mV/g  
 CH-5: 100.0 mV/g  
 CH-6: 10.00 mV/g  
 CH-7: 10.00 mV/g  
 CH-8: 10.00 mV/g  
 RUN DESC: Y-Achse

UD-VWIN





UD-VWIN

2004-05-11  
 11:29:54

Total: 01:23:08

Auto: 01:22:55

Swp 25 of 25

Status: Auto

FINISHED

Freq  
 Hz 70.00

Ref  
 g-pk 1.00

Acc  
 g-pk 1.002

Vel  
 m/s-pk 0.02

Disp  
 mm-pk-pk 0.10

Swp : 3 min 19 sec

Servo(dB/s): 1K

Freq : Log

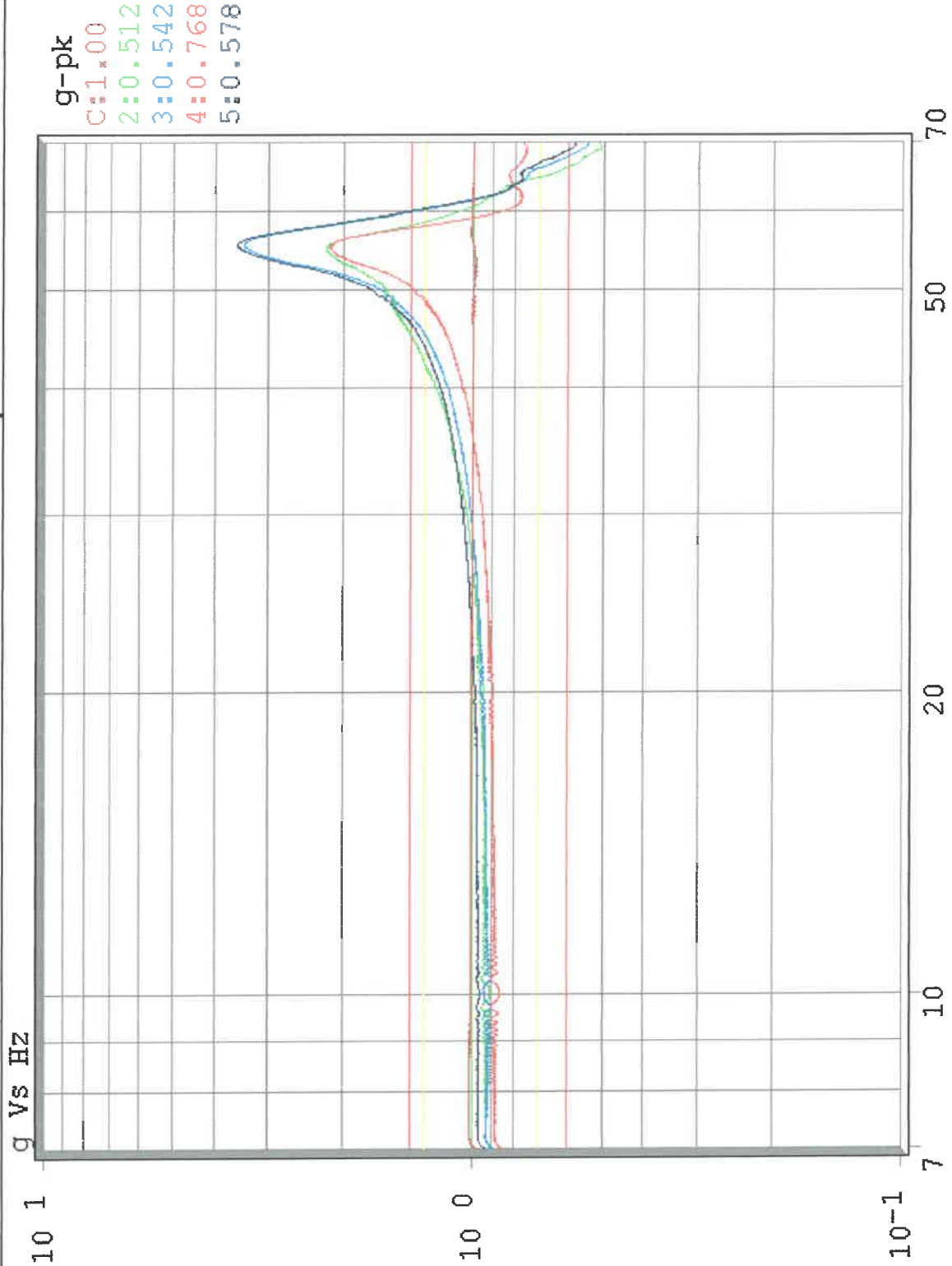
Type:Single

C:1

AutoSave

S:1,2,3,4,5

Control,2,3,4,5 - Acceleration vs Freq



SINE SETUP ID: Schroff

SETUP DESCRIPTION: NFF 60002, SNCF Baugruppenträger 6HE (U) 84 TE (21 T) 320mm tief; Testaufbau I

RUN NAME: [S1]runs

CH-1: 100.0 mV/g

CH-5: 100.0 mV/g

CH-2: 100.0 mV/g

CH-6: 10.00 mV/g

CH-3: 100.0 mV/g

CH-7: 10.00 mV/g

RUN DESC: Y-Achse

CH-4: 100.0 mV/g

CH-8: 10.00 mV/g



UD-VWIN

**Save 1 of 2**

2004-05-11  
11:41:54

Total: 00:03:32

Auto: 00:03:19

Swp 1 of 25

Status: Auto

<-SWEEPING

Freq 70.00 Hz

Ref 1.00 gpk

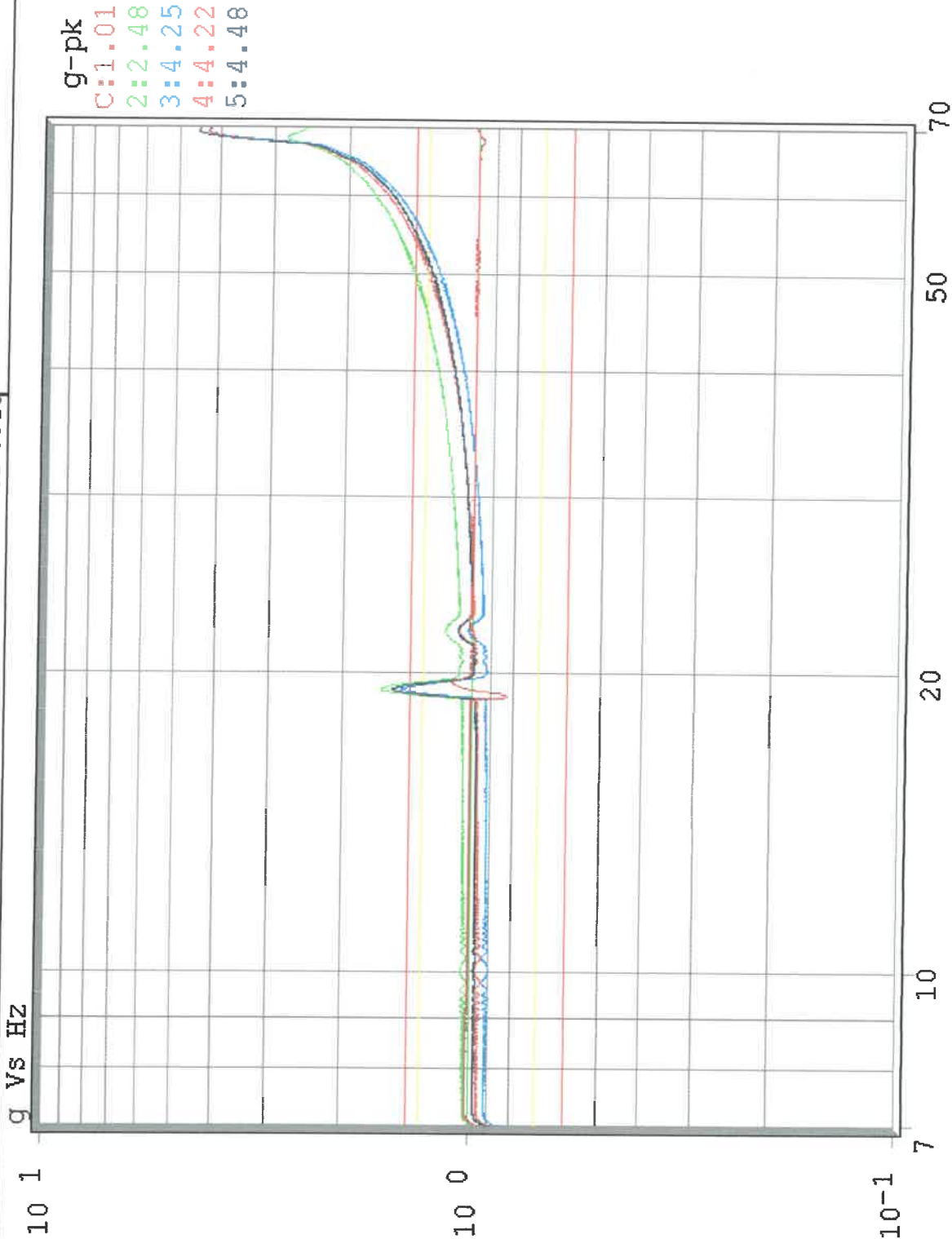
Acc 1.005 gpk

Vel 0.02 m/s-pk

Disp 0.10 mm pk-pk

Swp : 3 min 19 sec  
Servo(dB/s): 1K  
Freq : Log  
Type:Single  
C:1  
AutoSave  
S:1,2,3,4,5

Control,2,3,4,5 - Acceleration vs Freq



SINE SETUP ID: Schroff

SETUP DESCRIPTION: NFF 60002, SNCF Baugruppenträger 6HE (U) 84 TE (21 T) 320mm tief; Testaufbau II

RUN NAME: [S1]run6

CH-1: 100.0 mV/g

CH-5: 100.0 mV/g

CH-2: 100.0 mV/g

CH-6: 10.00 mV/g

CH-3: 100.0 mV/g

CH-7: 10.00 mV/g

RUN DESC: Y-Achse

CH-4: 100.0 mV/g

CH-8: 10.00 mV/g



2004-05-11  
 13:07:15  
 Total: 01:23:08  
 Auto: 01:22:55  
 Swp 25 of 25

Status: Auto

**FINISHED**

**Freq**  
 Hz **70.00**

**Ref**  
 g-pk **1.00**

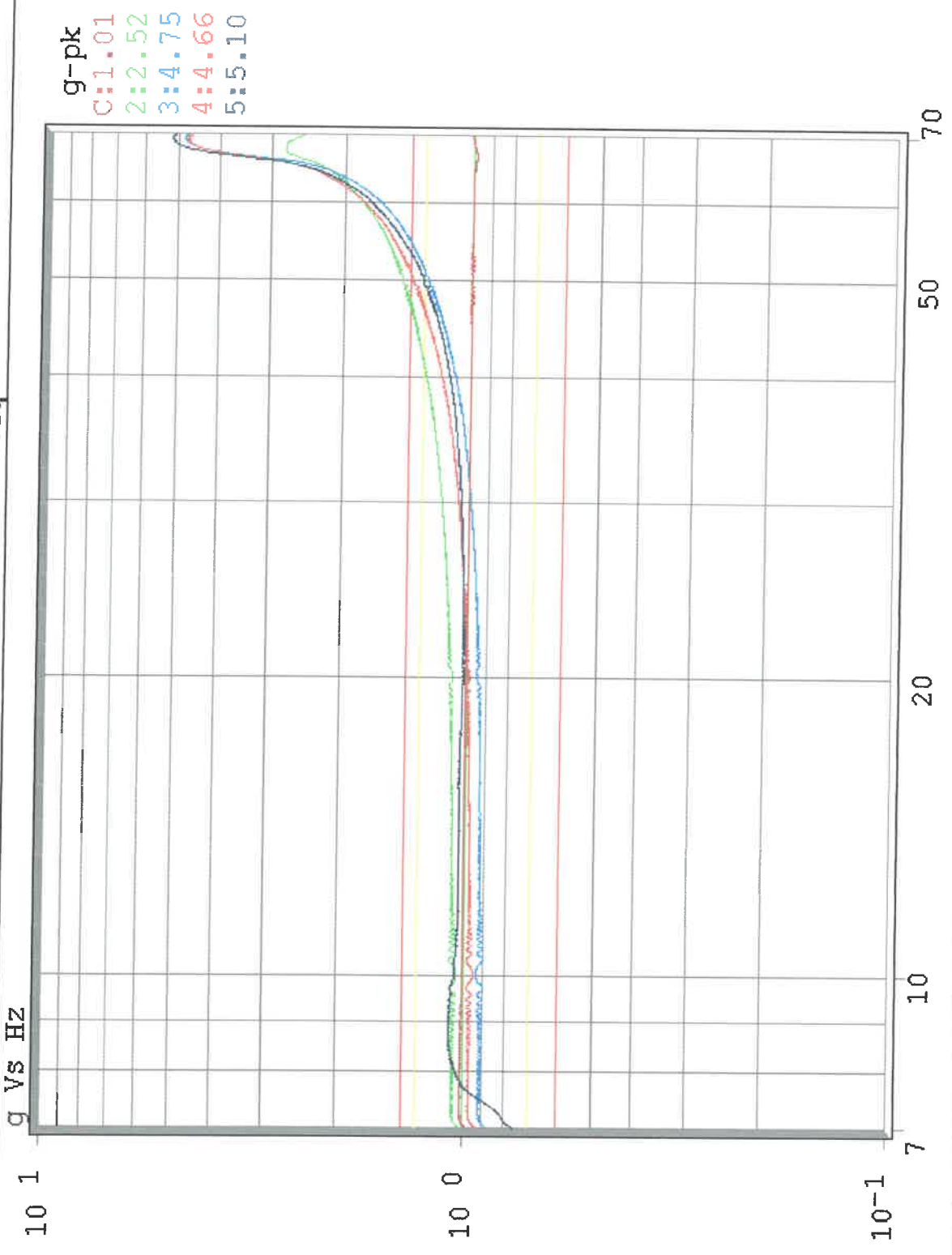
**Acc**  
 g-pk **1.006**

**Vel**  
 m/s-pk **0.02**

**Disp**  
 mm pk-pk **0.10**

Swp : 3 min 19 sec  
 Servo(dB/s): 1K  
 Freq : Log  
 Type:Single  
 C:1  
 AutoSave  
 S:1,2,3,4,5

Control.2,3,4,5 - Acceleration vs Freq



SINE SETUP ID: Schroff

SETUP DESCRIPTION: NFF 60002, SNCF Baugruppenträger 6HE (U) 84 TE (21 T) 320mm tief; Testaufbau II  
 RUN NAME: [S1]run6

CH-1: 100.0 mV/g  
 CH-5: 100.0 mV/g

CH-2: 100.0 mV/g  
 CH-6: 10.00 mV/g

CH-3: 100.0 mV/g  
 CH-7: 10.00 mV/g

RUN DESC: Y-Achse  
 CH-4: 100.0 mV/g  
 CH-8: 10.00 mV/g

UD-VWIN

**Save 1 of 2**

2004-05-11  
 13:32:59

Total: 00:03:32

Auto: 00:03:19

Swp 1 of 25

Status: Auto

<-SWEEPING

Freq 70.00 Hz

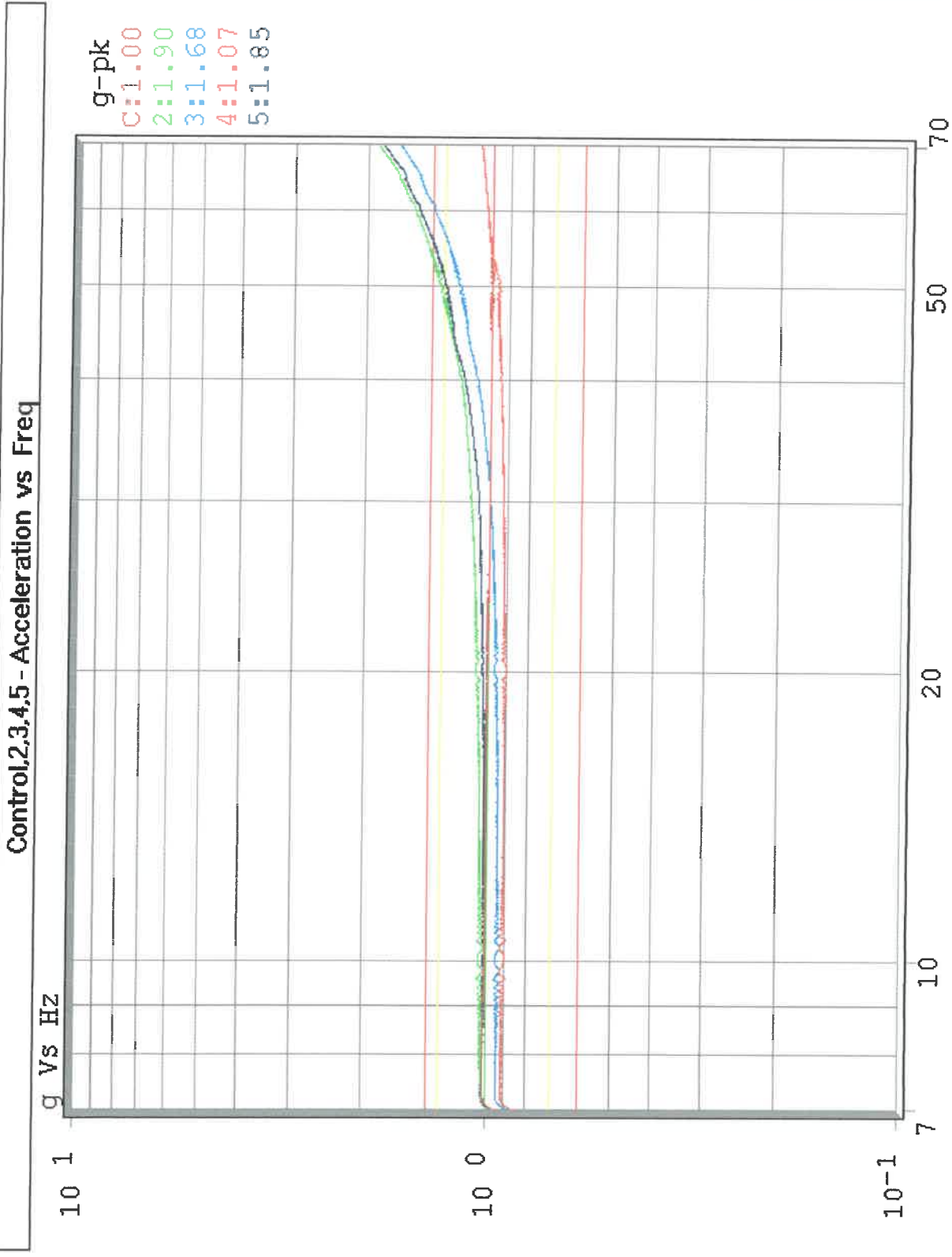
Ref 1.00 g-pk

Acc 1.000 g-pk

Vel 0.02 m/s-pk

Disp 0.10 mm pk-pk

Swp : 3 min 19 sec  
 Servo(dB/s): 1K  
 Freq : Log  
 Type:Single  
 C:1  
 AutoSave  
 S:1,2,3,4,5



SINE SETUP ID: Schroff

SETUP DESCRIPTION: NFF 60002, SNCF Baugruppenträger 6HE (U) 84 TE (21 T) 320mm tief; Testaufbau II

RUN NAME: [S1]run7

CH-1: 100.0 mV/g

CH-5: 100.0 mV/g

CH-2: 100.0 mV/g

CH-6: 10.00 mV/g

CH-3: 100.0 mV/g

CH-7: 10.00 mV/g

CH-4: 100.0 mV/g

CH-8: 10.00 mV/g

RUN DESC: X-Achse

UD-VWIN



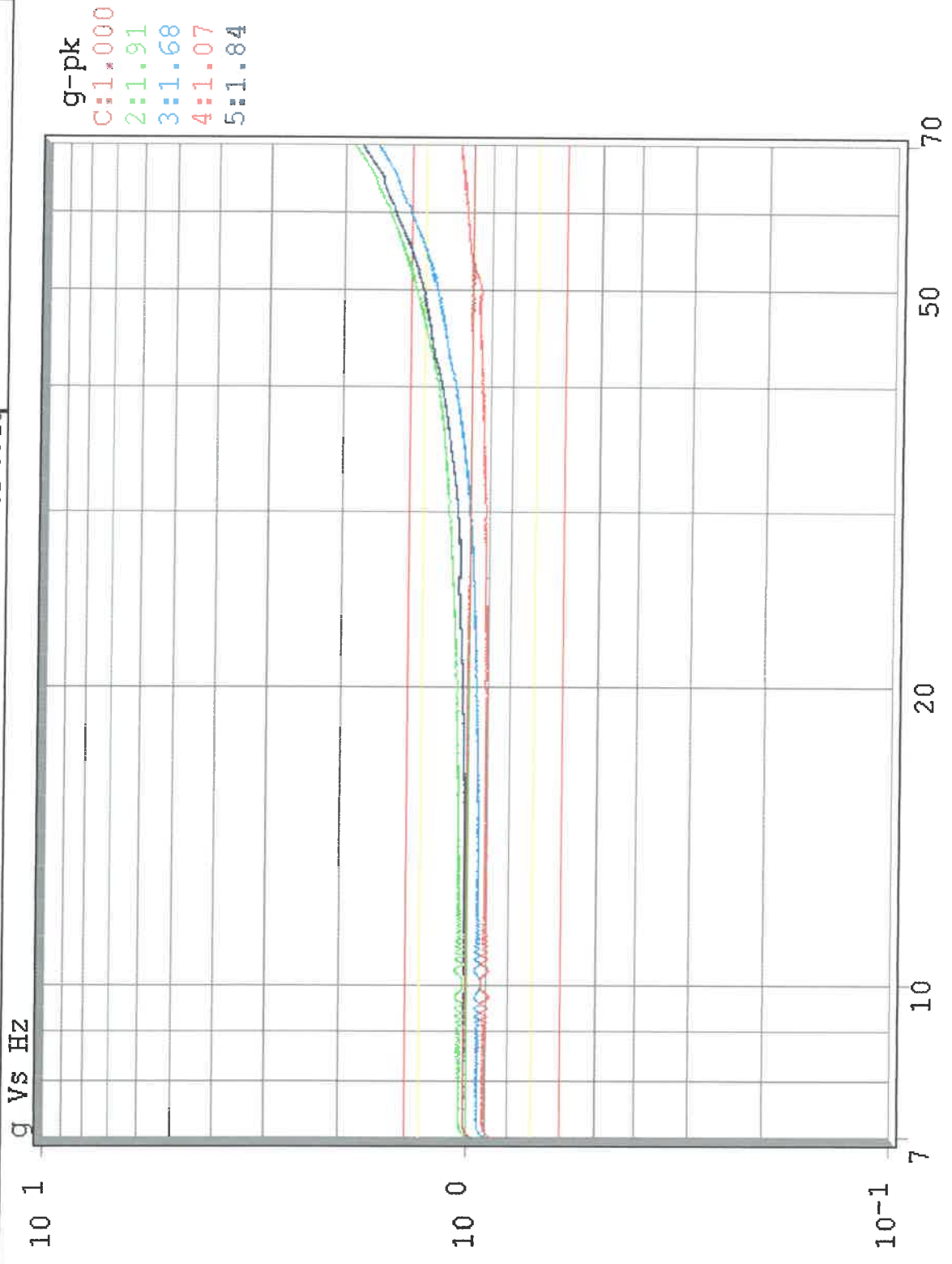
2004-05-11  
 14:54:54  
 Total: 01:23:08  
 Auto: 01:22:55  
 Swp 25 of 25

Status: Auto  
**FINISHED**

**70.00**  
 Hz  
**1.00**  
 g-pk  
**1.000**  
 g-pk  
**0.02**  
 m/s-pk  
**0.10**  
 mm pk-pk

Swp : 3 min 19 sec  
 Servo(dB/s): 1K  
 Freq : Log  
 Type:Single  
 C:1  
 AutoSave  
 S:1,2,3,4,5

Control,2,3,4,5 - Acceleration vs Freq




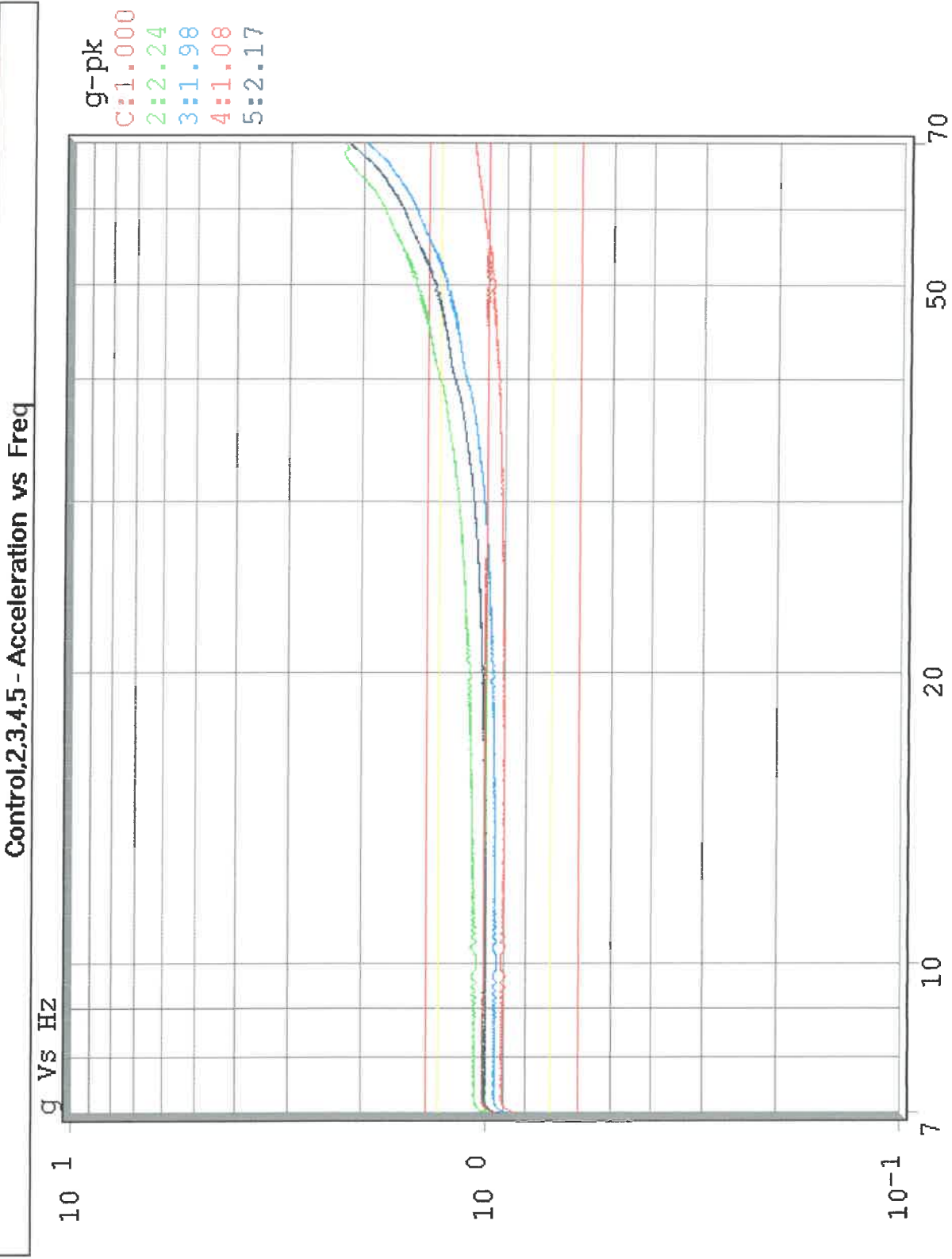
SINE SETUP ID: Schroff  
 SETUP DESCRIPTION: NFF 60002, SNCF Baugruppenträger 6HE (U) 84 TE (21 T) 320mm tief; Testaufbau II  
 RUN NAME: [S1]run7  
 CH-1: 100.0 mV/g  
 CH-2: 100.0 mV/g  
 CH-3: 100.0 mV/g  
 CH-4: 100.0 mV/g  
 CH-5: 100.0 mV/g  
 CH-6: 10.00 mV/g  
 CH-7: 10.00 mV/g  
 CH-8: 10.00 mV/g

UD-VWIN

**Save 1 of 2**  
 2004-05-11 15:06:49  
 Total: 00:03:32  
 Auto: 00:03:19  
 Swp 1 of 25  
 Status: Auto  
 <-SWEEPING

**Freq** 70.00 Hz  
**Ref** 1.00 g-pk  
**Acc** 1.000 g-pk  
**Vel** 0.02 m/s-pk  
**Disp** 0.10 mm pk-pk

**Swp : 3 min 19 sec**  
**Servo(dB/s): 1K**  
**Freq : Log**  
**Type:Single**  
**C:1**  
**AutoSave**  
**S:1,2,3,4,5**

SINE SETUP ID: Schroff  
 SETUP DESCRIPTION: NFF 60002, SNCF Baugruppenträger 6HE (U) 84 TE (21 T) 320mm tief; Testaufbau I  
 RUN NAME: [S1]runs  
 CH-1: 100.0 mV/g  
 CH-2: 100.0 mV/g  
 CH-3: 100.0 mV/g  
 CH-4: 100.0 mV/g  
 CH-5: 100.0 mV/g  
 CH-6: 10.00 mV/g  
 CH-7: 10.00 mV/g  
 CH-8: 10.00 mV/g

RUN DESC: X-Achse

UD-VWIN



2004-05-11  
 16:31:07

Total: 01:23:08

Auto: 01:22:55

Swp 25 of 25

Status: Auto

FINISHED

Freq  
 Hz 70.00

Ref  
 g-pk 1.00

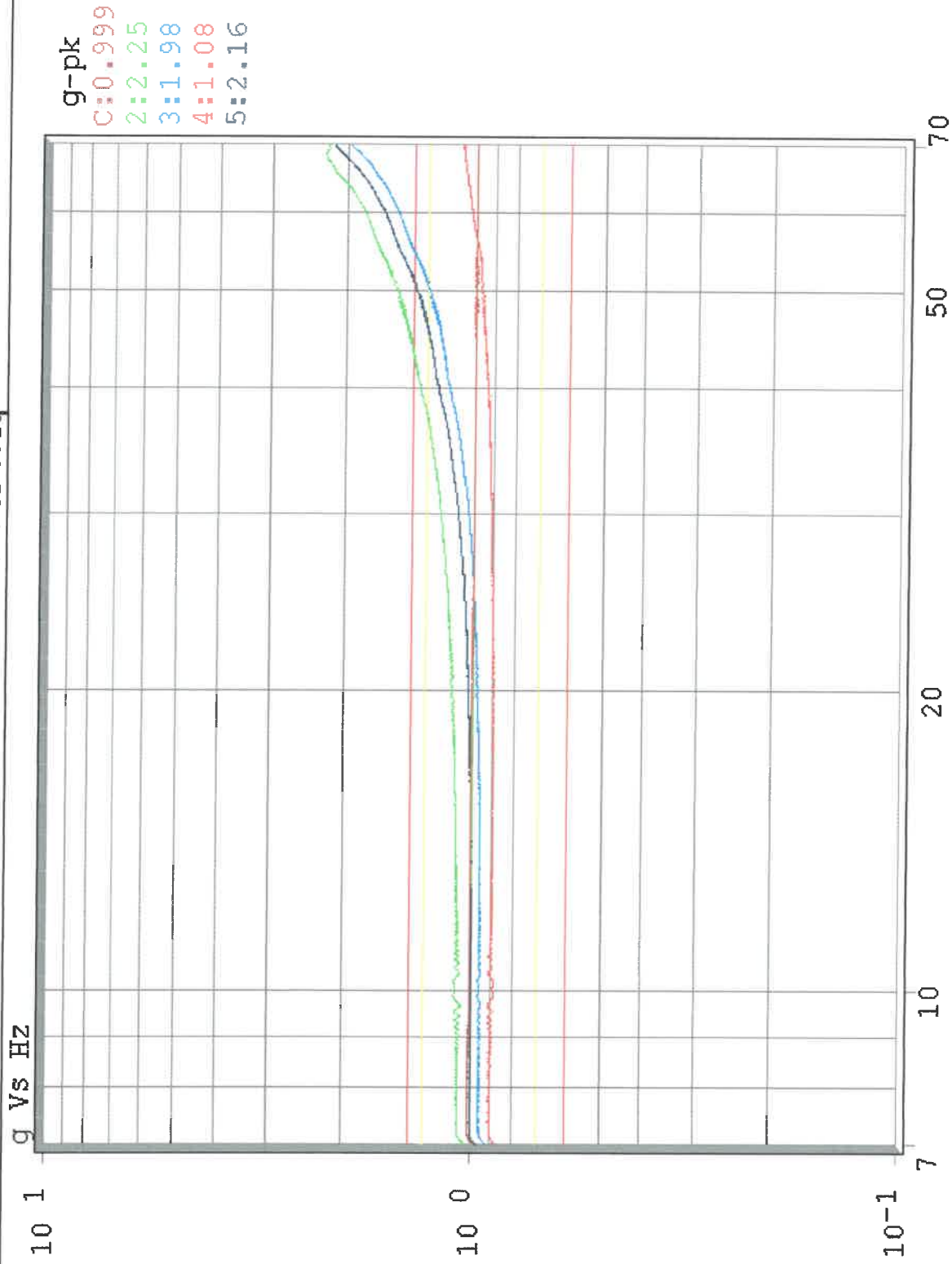
Acc  
 g-pk 0.999

Vel  
 m/s-pk 0.02

Disp  
 mm pk-pk 0.10

Swp : 3 min 19 sec  
 Servo(dB/s): 1K  
 Freq : Log  
 Type:Single  
 C:1  
 AutoSave  
 S:1,2,3,4,5

Control,2,3,4,5 - Acceleration vs Freq



SINE SETUP ID: Schroff

SETUP DESCRIPTION: NFF 60002, SNCF Baugruppenträger 6HE (U) 84 TE (21 T) 320mm tief; Testaufbau I

RUN NAME: [S1]run8

CH-1: 100.0 mV/g

CH-5: 100.0 mV/g

CH-2: 100.0 mV/g

CH-6: 10.00 mV/g

CH-3: 100.0 mV/g

CH-7: 10.00 mV/g

RUN DESC: X-Achse

CH-4: 100.0 mV/g

CH-8: 10.00 mV/g

UD-VWIN

**Save 1 of 2**


2004-05-12  
 08:58:12

Total: 00:03:32  
 Auto: 00:03:19  
 Swp 1 of 25

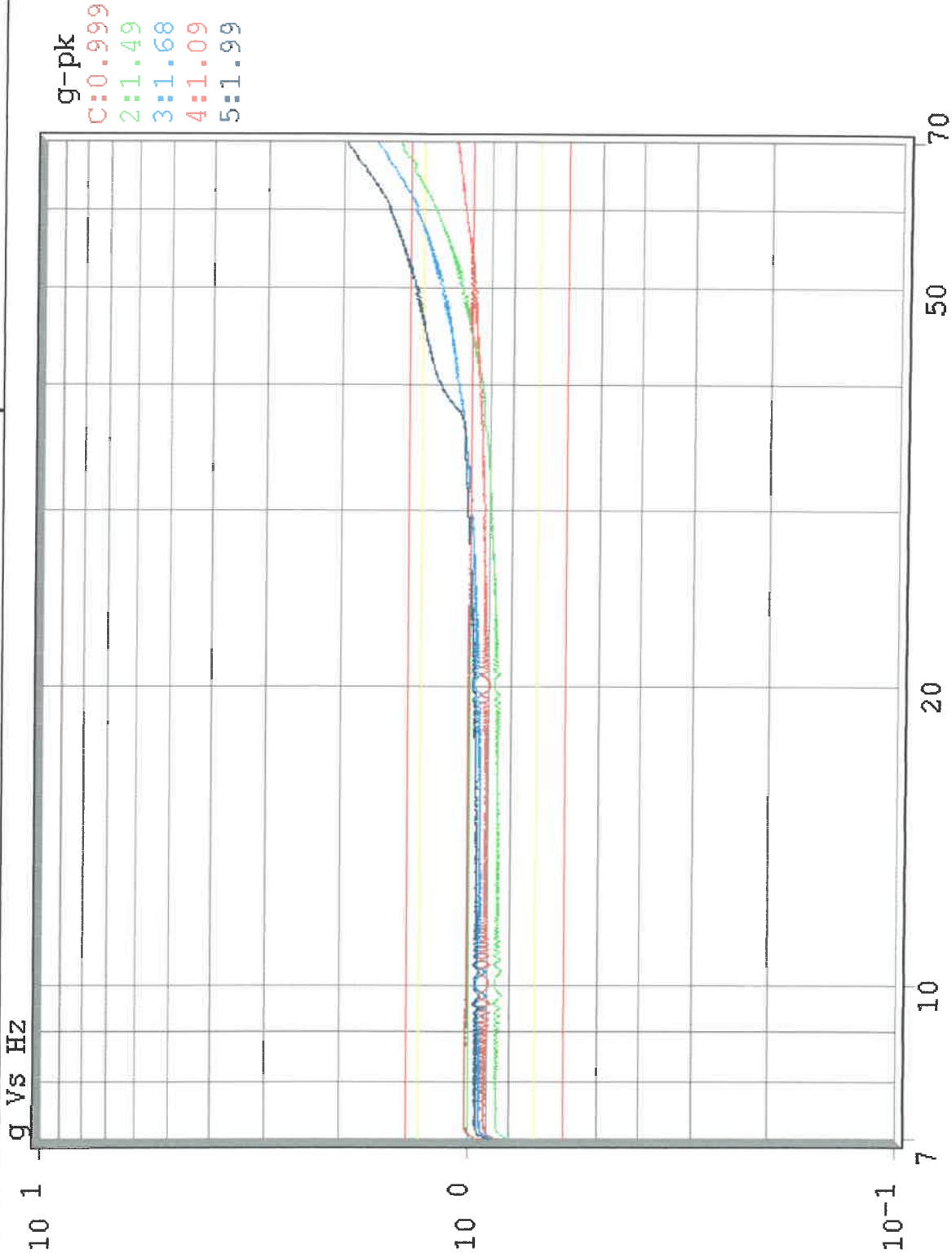
Status: Auto  
 <-SWEEPING

Freq 70.00 Hz  
 Ref 1.00 g-pk  
 Acc 0.999 g-pk  
 Vel 0.02 m/s-pk  
 Disp 0.10 mm pk-pk

Swp : 3 min 19 sec  
 Servo(dB/s): 1K  
 Freq : Log  
 Type:Single  
 C:1  
 AutoSave  
 S:1,2,3,4,5



Control,2,3,4,5 - Acceleration vs Freq



SINE SETUP ID: Schroff

SETUP DESCRIPTION: NFF 60002, SNCF Baugruppenträger 6HE (U) 84 TE (21 T) 320mm tief; Testaufbau III

RUN NAME: [S1]run9

CH-1: 100.0 mV/g

CH-5: 100.0 mV/g

CH-2: 100.0 mV/g

CH-6: 10.00 mV/g

CH-3: 100.0 mV/g

CH-7: 10.00 mV/g

RUN DESC: x-Achse

CH-4: 100.0 mV/g

CH-8: 10.00 mV/g




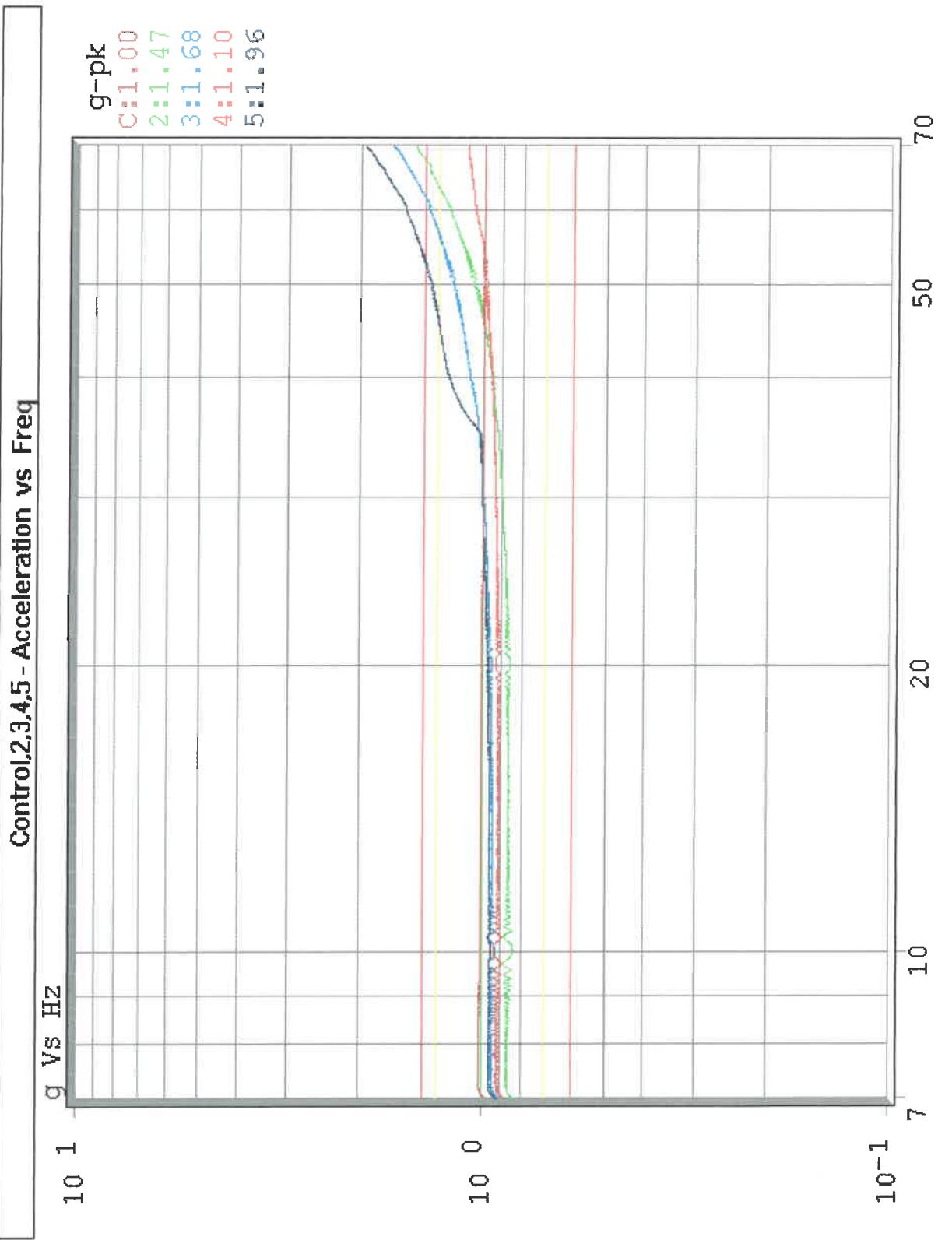
2004-05-12  
 10:18:13

Total: 01:23:08  
 Auto: 01:22:55  
 Swp 25 of 25

Status: Auto  
**FINISHED**

Freq 70.00 Hz  
 Ref 1.00 gpk  
 Acc 1.000 gpk  
 Vel 0.02 m/s-pk  
 Disp 0.10 mm pk-pk

Swp : 3 min 19 sec  
 Servo(dB/s): 1K  
 Freq : Log  
 Type:Single  
 C:1  
 AutoSave  
 S:1,2,3,4,5

SINE SETUP ID: Schroff  
 SETUP DESCRIPTION: NFF 60002, SNCF Baugruppenträger 6HE (U) 84 TE (21 T) 320mm tief; Testaufbau III  
 RUN NAME: [S1]run9  
 CH-1: 100.0 mV/g  
 CH-2: 100.0 mV/g  
 CH-3: 100.0 mV/g  
 CH-4: 100.0 mV/g  
 CH-5: 100.0 mV/g  
 CH-6: 10.00 mV/g  
 CH-7: 10.00 mV/g  
 CH-8: 10.00 mV/g

RUN DESC: X-Achse

UD-VWIN