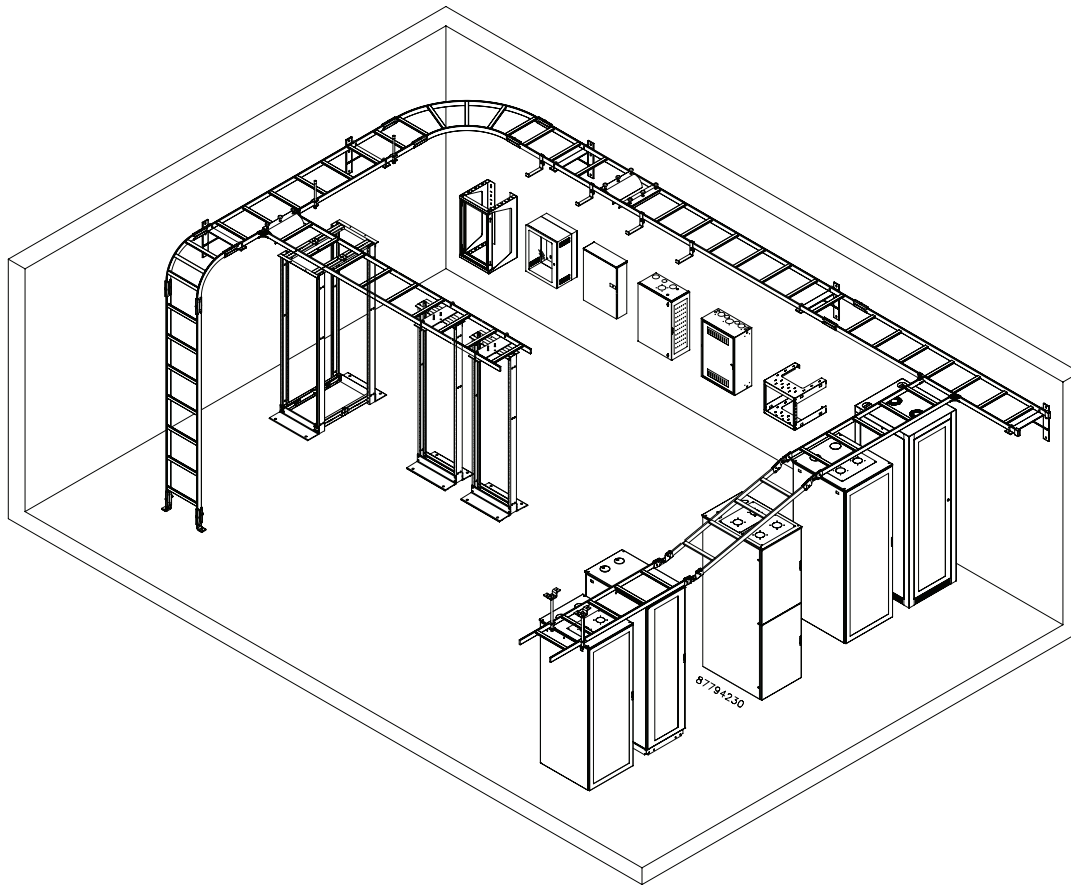


LADDER RACK SYSTEM



**INDUSTRY STANDARDS**

**Painted and Plated Straight Sections:**

UL/cULus Classified for Equipment Grounding and Load; File No. E236414

**Curved Sections and Splice Kits:**

UL/cULus Classified for Equipment Grounding; File No. E236414

**cULus Bonding & Grounding**

- Classified as suitable for an equipment ground conductor
  - CSA C22.2 No. 126.1-02 Section 5.2.8 Load Destruction Test
- Two grounding jumper kits required per each splice kit on painted ladder rack sections

**cULus Load Testing**

| Safety Factor | Span (ft)            | 4     | 5      | 6      |
|---------------|----------------------|-------|--------|--------|
| 1.5           | Maximum Load (lb/ft) | 281.6 | 168.96 | 117.33 |
|               | Deflection (in)      | 0.506 | 0.733  | 1.253  |

Load rating is determined as lbs per span length of ladder rack with a safety factor of 1.5 as described by CSA C22.2 and NEMA VE 1 standards.

**APPLICATION**

The Ladder Rack System conveniently routes cables via a modular pathway through unused space on the floor, wall or ceiling while keeping cables accessible for easy maintenance. A variety of straight and curved sections are highly adaptable and can accommodate virtually any room layout.

**FEATURES**

- Section cross members welded on 9-in. (229-mm) centers
- Accessory adjustable cross members
- Butt-splice kits and junction-splice kits
- Each model is boxed or bagged

**SPECIFICATIONS**

- Straight and curved sections made of 1-1/2-in. steel
- Sections available in 6-, 12-, 15-, 18- and 24-in. (152-, 305-, 381-, 457- and 610-mm) widths
- Steel connecting and mounting hardware

**FINISH**

Available in four finishes:

- ANSI 61 gray polyester powder paint
- RAL 9005 black polyester powder paint
- White powder paint
- Plated

**ACCESSORIES**

Touch-up Paint



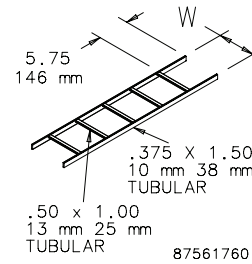
## LADDER RACK STRAIGHT SECTIONS



### cULus Classified

Supports cable on straight runs. Made of 1-1/2 in. x 3/8 in. (38 mm x 8 mm) 16 gauge tubular steel with a painted or plated finish. Nominal installed length is 10 ft. (3.05 m). Each section is 9 ft. 11-1/2 in. (3.03 m) long with cross members welded at 9-in. (229-mm) intervals.

**BULLETIN: DCR**



87561760

| Catalog Number | Finish | W (in.) | W (mm) |
|----------------|--------|---------|--------|
| LSS6G          | Gray   | 6.00    | 152    |
| LSS6BLK        | Black  | 6.00    | 152    |
| LSS6GZ         | Plated | 6.00    | 152    |
| LSS6W          | White  | 6.00    | 152    |
| LSS12G         | Gray   | 12.00   | 305    |
| LSS12BLK       | Black  | 12.00   | 305    |
| LSS12GZ        | Plated | 12.00   | 305    |
| LSS12W         | White  | 12.00   | 305    |
| LSS15W         | White  | 15.00   | 381    |
| LSS15BLK       | Black  | 15.00   | 381    |
| LSS18G         | Gray   | 18.00   | 457    |
| LSS18BLK       | Black  | 18.00   | 457    |
| LSS18W         | White  | 18.00   | 457    |
| LSS18GZ        | Plated | 18.00   | 457    |
| LSS24BLK       | Black  | 24.00   | 610    |
| LSS24W         | White  | 24.00   | 610    |

## BUTT-SPLICE KIT

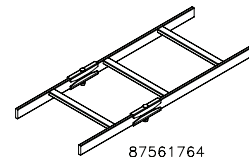


### cULus Classified

Joins straight ladder rack sections, inside and outside bends, and 90-degree horizontal e-bends. Each kit connects one section to another. Includes mounting hardware.

**BULLETIN: DCR**

| Catalog Number | Finish | Kit Qty. |
|----------------|--------|----------|
| LBSKG          | Gray   | 2        |
| LBSKB          | Black  | 2        |
| LBSK           | Plated | 2        |
| LBSKW          | White  | 2        |



87561764

## ADJUSTABLE BUTT-SPLICE KIT

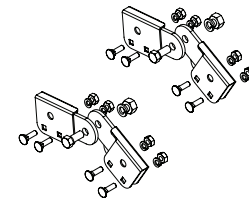


### cULus Classified

Provides a change in up-and-down direction of the cable runway. It can be adjusted to any angle from 0 to 90 degrees. Made of steel with a painted or plated finish. Each kit connects one ladder rack section to another. Includes mounting hardware.

**BULLETIN: DCR**

| Catalog Number | Finish | Kit Qty. |
|----------------|--------|----------|
| LABSKG         | Gray   | 2        |
| LABSKB         | Black  | 2        |
| LABSK          | Plated | 2        |
| LABSKW         | White  | 2        |

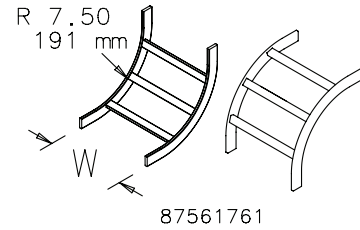


87561765

**LADDER RACK CURVED SECTIONS**

**cULus Classified**

Provide a vertical change in direction. They are made of 1-1/2 in. x 3/8 in. (38 mm x 8 mm) tubular steel with a painted or plated finish. Cross members are welded on the inside (inside bends) or outside (outside bends) of the section. Connect to straight section with butt-splice kits. Designed for category 5e, 6, 6A and fiber optic cable.

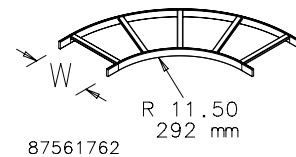

**BULLETIN: DCR**

| Catalog Number | Finish | Vertical Bend Type | W (in.) | W (mm) |
|----------------|--------|--------------------|---------|--------|
| LIB6G          | Gray   | Inside             | 6.00    | 152    |
| LIB6BLK        | Black  | Inside             | 6.00    | 152    |
| LIB6GZ         | Plated | Inside             | 6.00    | 152    |
| LIB6W          | White  | Inside             | 6.00    | 152    |
| LIB12G         | Gray   | Inside             | 12.00   | 305    |
| LIB12BLK       | Black  | Inside             | 12.00   | 305    |
| LIB12GZ        | Plated | Inside             | 12.00   | 305    |
| LIB12W         | White  | Inside             | 12.00   | 305    |
| LIB15BLK       | Black  | Inside             | 15.00   | 381    |
| LIB15W         | White  | Inside             | 15.00   | 381    |
| LIB18G         | Gray   | Inside             | 18.00   | 457    |
| LIB18BLK       | Black  | Inside             | 18.00   | 457    |
| LIB18W         | White  | Inside             | 18.00   | 457    |
| LIB18GZ        | Plated | Inside             | 18.00   | 457    |
| LIB24BLK       | Black  | Inside             | 24.00   | 610    |
| LIB24W         | White  | Inside             | 24.00   | 610    |
| LOB6G          | Gray   | Outside            | 6.00    | 152    |
| LOB6BLK        | Black  | Outside            | 6.00    | 152    |
| LOB6GZ         | Plated | Outside            | 6.00    | 152    |
| LOB6W          | White  | Outside            | 6.00    | 152    |
| LOB12G         | Gray   | Outside            | 12.00   | 305    |
| LOB12BLK       | Black  | Outside            | 12.00   | 305    |
| LOB12GZ        | Plated | Outside            | 12.00   | 305    |
| LOB12W         | White  | Outside            | 12.00   | 305    |
| LOB15BLK       | Black  | Outside            | 15.00   | 381    |
| LOB15W         | White  | Outside            | 15.00   | 381    |
| LOB18G         | Gray   | Outside            | 18.00   | 457    |
| LOB18BLK       | Black  | Outside            | 18.00   | 457    |
| LOB18GZ        | Plated | Outside            | 18.00   | 457    |
| LOB18W         | White  | Outside            | 18.00   | 457    |
| LOB24BLK       | Black  | Outside            | 24.00   | 610    |
| LOB24W         | White  | Outside            | 24.00   | 610    |

**90-DEGREE HORIZONTAL E-BEND SECTION**

**cULus Classified**

Provide a 90-degree horizontal change in cable runway direction. Made of 1-1/2 in. x 3/8 in. (38 mm x 8 mm) tubular steel with a painted or plated finish. Connect to straight sections with butt-splice kits. Designed for category 5e, 6, 6A and fiber optic cable.


**BULLETIN: DCR**

| Catalog Number | Finish | W (in.) | W (mm) |
|----------------|--------|---------|--------|
| L90HB12G       | Gray   | 12.00   | 305    |
| L90HB12BLK     | Black  | 12.00   | 305    |
| L90HB12GZ      | Plated | 12.00   | 305    |
| L90HB12W       | White  | 12.00   | 305    |
| L90HB15BLK     | Black  | 15.00   | 381    |
| L90HB15W       | White  | 15.00   | 381    |
| L90HB18G       | Gray   | 18.00   | 457    |
| L90HB18BLK     | Black  | 18.00   | 457    |
| L90HB18GZ      | Plated | 18.00   | 457    |
| L90HB18W       | White  | 18.00   | 457    |
| L90HB24BLK     | Black  | 24.00   | 610    |
| L90HB24W       | White  | 24.00   | 610    |

### JUNCTION SPLICE KIT

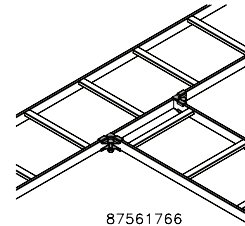


**cULus Classified**

Connects two straight ladder rack sections at a 90-degree angle. Made of steel with a painted or plated finish. Each kit connects one section to another. Includes mounting hardware.

**BULLETIN: DCR**

| Catalog Number | Finish | Kit Qty. |
|----------------|--------|----------|
| LJSKG          | Gray   | 2        |
| LJSKB          | Black  | 2        |
| LJSK           | Plated | 2        |
| LJSKW          | White  | 2        |



87561766

### ADJUSTABLE JUNCTION SPLICE KIT

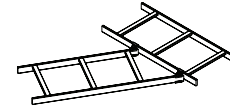


**cULus Classified**

Connects two ladder rack sections at any junction angle. Made of steel with a painted or plated finish. Each kit connects one section to another. Includes mounting hardware.

**BULLETIN: DCR**

| Catalog Number | Finish | Kit Qty. |
|----------------|--------|----------|
| LAJSKG         | Gray   | 2        |
| LAJSKB         | Black  | 2        |
| LAJSK          | Plated | 2        |
| LAJSKW         | White  | 2        |



87561767

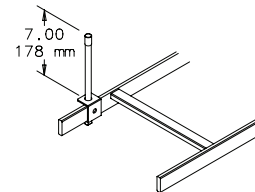
### RETAINING POST KIT



Provides extra ladder rack capacity. Mounts onto rack side stringer. Post is unthreaded 1/2-in. tube. Kit components are plated steel. Includes post cap and mounting hardware.

**BULLETIN: DCR**

| Catalog Number | Finish | Kit Qty. |
|----------------|--------|----------|
| LRP            | Plated | 1        |
| LRPB           | Black  | 1        |
| LRPW           | White  | 1        |



87561768

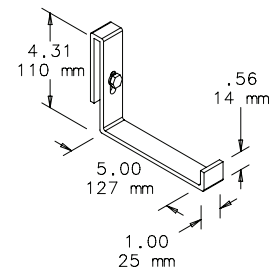
### L-BRACKET KIT



The L-Bracket Kit supports power or other cables that need to be separated from the main cable run. Made of steel with a painted or plated finish. Mounts onto ladder rack stringer. Includes mounting hardware.

**BULLETIN: DCR**

| Catalog Number | Finish | Kit Qty. |
|----------------|--------|----------|
| LLBG           | Gray   | 1        |
| LLBB           | Black  | 1        |
| LLB            | Plated | 1        |
| LLBW           | White  | 1        |

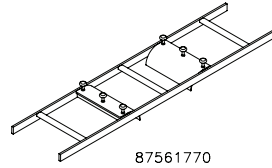


87561769



Mounts over ladder rack cross member to provide bending radius when dropping cable. Includes cable spools to separate cable and all mounting hardware. Made of extruded aluminum.

**BULLETIN:** DCR



87561770

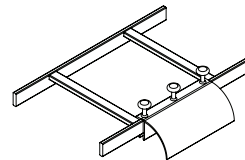
| Catalog Number | Finish | Cable Runway Width (in.) | Cable Runway Width(mm) | Kit Qty. |
|----------------|--------|--------------------------|------------------------|----------|
| LRD6G          | Gray   | 6.00                     | 152                    | 1        |
| LRD6BLK        | Black  | 6.00                     | 152                    | 1        |
| LRD6W          | White  | 6.00                     | 152                    | 1        |
| LRD12G         | Gray   | 12.00                    | 305                    | 1        |
| LRD12BLK       | Black  | 12.00                    | 305                    | 1        |
| LRD12W         | White  | 12.00                    | 305                    | 1        |
| LRD15BLK       | Black  | 15.00                    | 381                    | 1        |
| LRD15W         | White  | 15.00                    | 381                    | 1        |
| LRD18G         | Gray   | 18.00                    | 457                    | 1        |
| LRD18BLK       | Black  | 18.00                    | 457                    | 1        |
| LRD18W         | White  | 18.00                    | 457                    | 1        |
| LRD24BLK       | Black  | 24.00                    | 610                    | 1        |
| LRD24W         | White  | 24.00                    | 610                    | 1        |

**STRINGER RADIUS DROP KIT**



Mounts over ladder rack stringer to provide bending radius when dropping cable. Includes cable spools to separate cable and all mounting hardware. Made of extruded aluminum.

**BULLETIN:** DCR



87561771

| Catalog Number | Finish | Kit Qty. |
|----------------|--------|----------|
| LSRDG          | Gray   | 1        |
| LSRDBLK        | Black  | 1        |
| LSRDW          | White  | 1        |

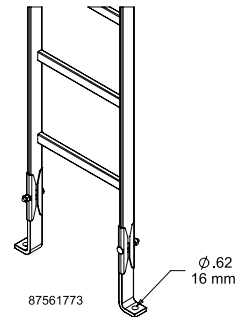
**FOOT KIT**



Secures ladder rack to floor, ceiling or wall. Made of steel with a painted or plated finish. One kit secures one ladder rack section. Requires surface mounting hardware (not included).

**BULLETIN:** DCR

| Catalog Number | Finish | Kit Qty. |
|----------------|--------|----------|
| LFKG           | Gray   | 2        |
| LFKB           | Black  | 2        |
| LFK            | Plated | 2        |
| LFKW           | White  | 2        |



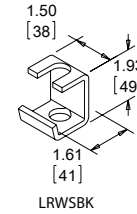
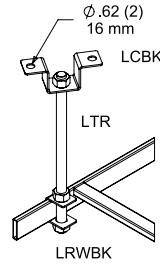
87561773

### CEILING SUPPORT KIT



Supports ladder rack from ceiling. Components available separately or as a kit. Six-foot-long, 5/8-in. diameter rod is threaded for easy tension adjustment. Made of plated steel. Requires surface mounting hardware (not included).

**BULLETIN: DCR**



89059436

87561772

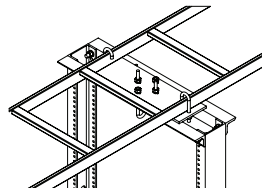
| Catalog Number | Finish | Description   | Kit Qty. |
|----------------|--------|---|----------|
| LCK            | Plated | Kit includes one each:<br>- LTR Threaded Rod<br>- 5/8-in. nuts (4)<br>- LRWBK Rack Runway Bracket<br>- LCBK Ceiling Bracket | 1        |
| LTR            | Plated | 5/8-in. x 6-ft. Threaded Rod  | 1        |
| LRWBK          | Plated | Rack Runway Brackets (10)<br>5/8-in. nuts (20)  | 1        |
| LRWBKB         | Black  | Rack Runway Brackets (10)<br>5/8-in. nuts (20)  | 1        |
| LRWBKW         | White  | Rack Runway Brackets (10)<br>5/8-in. nuts (20)  | 1        |
| LCBK           | Plated | Ceiling Brackets (10)<br>5/8-in nuts (20)   | 1        |
| LCBKB          | Black  | Ceiling Brackets (10)<br>5/8-in nuts (20)   | 1        |
| LCBKW          | White  | Ceiling Brackets (10)<br>5/8-in nuts (20)   | 1        |
| LRWSBK         | Plated | Rack-to-Runway Brackets (10)<br>Slip-On<br>5/8 in. nuts (20)  | 1        |
| LRWSBKB        | Black  | Rack-to-Runway Brackets (20)<br>Slip-On<br>5/8 in. nuts (40)  | 1        |
| LRWSBKW        | White  | Rack-to-Runway Brackets (20)<br>Slip-On<br>5/8 in. nuts (40)  | 1        |

### RACK-TO-RUNWAY MOUNTING PLATE KIT



Secures ladder rack to the top of equipment racks. Made of steel with a painted or plated finish. The plate is designed for mounting either parallel or perpendicular to the rack. Includes mounting hardware.

**BULLETIN: DCR**



87561774

| Catalog Number | Fits Ladder Width | Finish | Kit Qty. |
|----------------|-------------------|--------|----------|
| LRRMPG         | 6, 12             | Gray   | 1        |
| LRRMPBLK       | 6, 12             | Black  | 1        |
| LRRMPGZ        | 6, 12             | Plated | 1        |
| LRRMPW         | 6, 12             | White  | 1        |
| LRRMPW15       | 12, 15            | White  | 1        |
| LRRMPBLK15     | 12, 15            | Black  | 1        |
| LRRMPG18       | 12, 18            | Gray   | 1        |
| LRRMPBLK18     | 12, 18            | Black  | 1        |
| LRRMPGZ18      | 12, 18            | Plated | 1        |
| LRRMPW18       | 12, 18            | White  | 1        |
| LRRMPBLK24     | 18, 24            | Black  | 1        |
| LRRMPW24       | 18, 24            | White  | 1        |

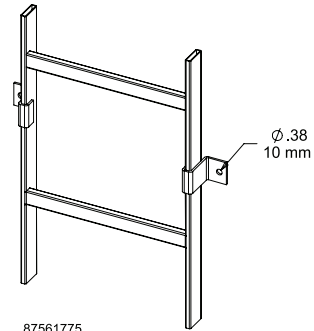
### VERTICAL WALL BRACKET



Secures ladder rack section to wall or other flat surface. Made of steel with a painted or plated finish. Requires surface mounting hardware (not included).

**BULLETIN: DCR**

| Catalog Number | Finish | Kit Qty. |
|----------------|--------|----------|
| LVWBG          | Gray   | 2        |
| LVWBB          | Black  | 2        |
| LVWB           | Plated | 2        |
| LVWW           | White  | 2        |



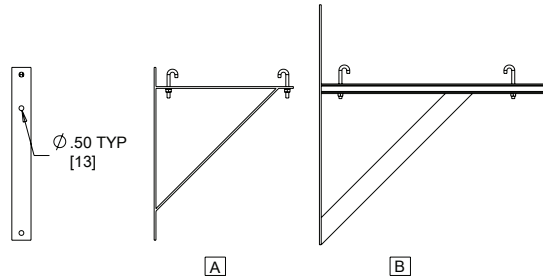
### TRIANGLE SUPPORT BRACKET KIT



Supports ladder rack from wall. Bracket is made of steel with painted or plated finish. Brackets have predrilled mounting holes for two sizes of ladder rack. Includes one J-Bolt Kit.

**BULLETIN: DCR**

| Catalog Number | Finish | Fits Cable Runway | Kit Qty. | Configuration |
|----------------|--------|-------------------|----------|---------------|
| LTSB12G        | Gray   | 6, 12             | 1        | A             |
| LTSB12BLK      | Black  | 6, 12             | 1        | A             |
| LTSB12GZ       | Plated | 6, 12             | 1        | A             |
| LTSB12W        | White  | 6, 12             | 1        | A             |
| LTSB181524W    | White  | 15, 18, 24        | 1        | A             |
| LTSB151824BLK  | Black  | 15, 18, 24        | 1        | A             |
| LTSB18G        | Gray   | 12, 18            | 1        | B             |
| LTSB18BLK      | Black  | 12, 18            | 1        | B             |
| LTSB18GZ       | Plated | 12, 18            | 1        | B             |
| LTSB24BLK      | Black  | 12, 18, 24        | 1        | A             |

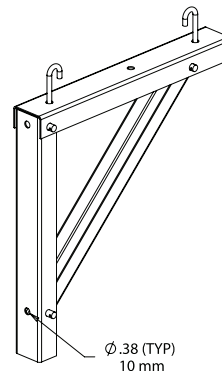


### MODULAR TRIANGLE SUPPORT BRACKET KIT



Secures and supports ladder rack to wall. Design features three bracket support arms that easily attach to each other with quick-release pins and fold down to ease assembly. Each model accomodates two ladder rack widths. Kit includes one modular bracket assembly, three quick-release pins and two J-bolts with washers and nuts. Bracket made of painted steel with plated hardware.

**BULLETIN: DCR**



87929364

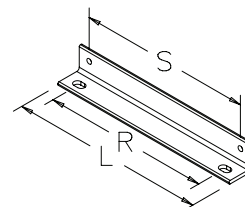
| Catalog Number | Finish | Fits Cable Runway | Kit Qty. |
|----------------|--------|-------------------|----------|
| LMTSB12B       | Black  | 6, 12             | 1        |
| LMTSB12W       | White  | 6, 12             | 1        |
| LMTSB18B       | Black  | 12, 18            | 1        |
| LMTSB18W       | White  | 12, 18            | 1        |
| LMTSB24B       | Black  | 18, 24            | 1        |
| LMTSB24W       | White  | 18, 24            | 1        |

### WALL ANGLE SUPPORT



Supports ladder rack from wall or other flat surface. Made of 2-in. x 2-in. 10 gauge steel angle with painted or plated finish. Includes two J-bolts, nuts and screws.

**BULLETIN: DCR**



87561777

| Catalog Number | Finish | L in./mm     | R in./mm     | S in./mm     | Kit Qty. |
|----------------|--------|--------------|--------------|--------------|----------|
| LWASK6G        | Gray   | 8.00<br>203  | 6.00<br>152  | 6.38<br>162  | 1        |
| LWASK6BLK      | Black  | 8.00<br>203  | 6.00<br>152  | 6.38<br>162  | 1        |
| LWASK6GZ       | Plated | 8.00<br>203  | 6.00<br>152  | 6.38<br>162  | 1        |
| LWASK12G       | Gray   | 14.00<br>356 | 12.00<br>305 | 12.38<br>314 | 1        |
| LWASK12BLK     | Black  | 14.00<br>356 | 12.00<br>305 | 12.38<br>314 | 1        |
| LWASK12GZ      | Plated | 14.00<br>356 | 12.00<br>305 | 12.38<br>314 | 1        |
| LWASK12W       | White  | 14.00<br>356 | 12.00<br>305 | 12.38<br>314 | 1        |
| LWASK15W       | White  | 17.00<br>432 | 15.00<br>381 | 15.38<br>391 | 1        |
| LWASK15BLK     | Black  | 17.00<br>432 | 15.00<br>381 | 15.38<br>391 | 1        |
| LWASK18G       | Gray   | 20.00<br>508 | 18.00<br>457 | 18.38<br>467 | 1        |
| LWASK18BLK     | Black  | 20.00<br>508 | 18.00<br>457 | 18.38<br>467 | 1        |
| LWASK18GZ      | Plated | 20.00<br>508 | 18.00<br>457 | 18.38<br>467 | 1        |
| LWASK18W       | White  | 20.00<br>508 | 18.00<br>457 | 18.38<br>467 | 1        |
| LWASK24BLK     | Black  | 26.00<br>660 | 24.00<br>610 | 24.38<br>619 | 1        |
| LWASK24W       | White  | 26.00<br>660 | 24.00<br>610 | 24.38<br>619 | 1        |



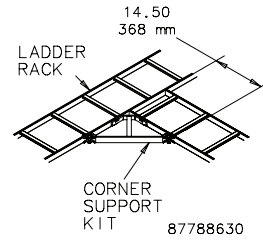
### CORNER SUPPORT BRACKET KIT



Provides additional support for 90-degree ladder rack junction. Made of steel with a painted or plated finish.

**BULLETIN: DCR**

| Catalog Number | Kit Qty. | Finish |
|----------------|----------|--------|
| LCSKG          | 1        | Gray   |
| LCSKB          | 1        | Black  |
| LCSK           | 1        | Plated |
| LCSKW          | 1        | White  |



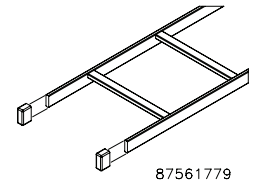
### END CAP KIT



Provides protective covering for ends of ladder rack. Made of black vinyl.

**BULLETIN: DCR**

| Catalog Number | Kit Qty. |
|----------------|----------|
| LEC            | 2        |



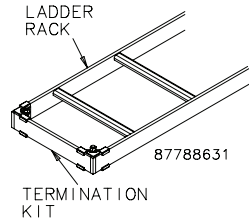
### RUNWAY TERMINATION KIT



Provides a solid termination when the last section of ladder rack ends away from a wall. Made of steel with a painted or plated finish.

**BULLETIN: DCR**

| Catalog Number | Finish | Fits Cable Runway | Kit Qty. |
|----------------|--------|-------------------|----------|
| LRTK12G        | Gray   | 12                | 1        |
| LRTK12B        | Black  | 12                | 1        |
| LRTK12         | Plated | 12                | 1        |
| LRTK12W        | White  | 12                | 1        |
| LRTK18G        | Gray   | 18                | 1        |
| LRTK18B        | Black  | 18                | 1        |
| LRTK18         | Plated | 18                | 1        |
| LRTK18W        | White  | 18                | 1        |
| LRTK24B        | Black  | 24                | 1        |
| LRTK24W        | White  | 24                | 1        |



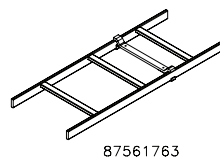
### MOVABLE CROSS MEMBER



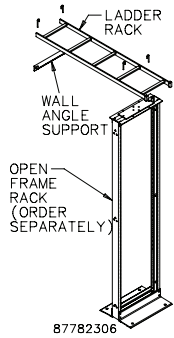
Supports cable at drop locations between welded cross members. Made of steel with a painted or plated finish. Includes hardware for secure mounting to ladder rack stringers.

**BULLETIN: DCR**

| Catalog Number | Finish | W (in.) | W (mm) | Kit Qty. |
|----------------|--------|---------|--------|----------|
| LMCM12G        | Gray   | 12.00   | 305    | 1        |
| LMCM12BLK      | Black  | 12.00   | 305    | 1        |
| LMCM12GZ       | Plated | 12.00   | 305    | 1        |
| LMCM12W        | White  | 12.00   | 305    | 1        |
| LMCM18G        | Gray   | 18.00   | 457    | 1        |
| LMCM18BLK      | Black  | 18.00   | 457    | 1        |
| LMCM18GZ       | Plated | 18.00   | 457    | 1        |
| LMCM18W        | White  | 18.00   | 457    | 1        |
| LMCM24BLK      | Black  | 24.00   | 610    | 1        |
| LMCM24W        | White  | 24.00   | 610    | 1        |



### RACK-TO-WALL KIT



Includes one section of straight ladder rack and everything needed to fasten the ladder section to an open frame rack and to the wall. Ladder is 54-in. (1372-mm) long by 12-in. (305-mm) wide. All parts have a black painted finish. Order open frame rack separately.

**BULLETIN: DOFR2**

| Catalog Number | Description   |
|----------------|---|
| E45RUBKIT      | Each Rack-to-Wall Kit includes one:<br>- LSS12BLK [54-in. (1372-mm) long] Ladder Rack*<br>- LWASK12BLK Wall Angle Support with J-bolts<br>- LRRMPBLK Rack-to-Runway Mounting Kit<br>- LEC End Cap Kit |

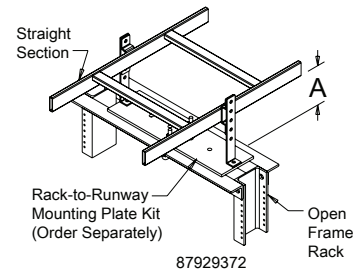
\* Ladder Rack is cULus Classified

### RUNWAY ELEVATION KIT



Elevates ladder rack 3 or 6 in. (76 or 152 mm) above rack-to-ladder mounting plate. Use on any width ladder rack. Kit includes two brackets and all mounting hardware. Made of heavy plated steel.

**BULLETIN: DCR**



| Catalog Number | A (in.) | A (mm) | Finish | Kit Qty. |
|----------------|---------|--------|--------|----------|
| LEK3           | 3.00    | 76     | Plated | 1        |
| LEK3B          | 3.00    | 76     | Black  | 1        |
| LEK3W          | 3.00    | 76     | White  | 1        |
| LEK6           | 6.00    | 152    | Plated | 1        |
| LEK6B          | 6.00    | 152    | Black  | 1        |
| LEK6W          | 6.00    | 152    | White  | 1        |
| LEK12          | 12.00   | 305    | Plated | 1        |
| LEK12B         | 12.00   | 305    | Black  | 1        |
| LEK12W         | 12.00   | 305    | White  | 1        |

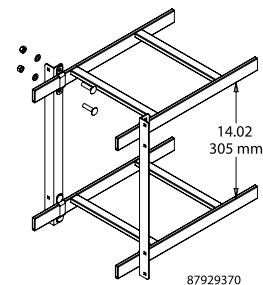
### RUNWAY OVERHEAD 12-IN. STACK KIT



Allows stacking any width of ladder rack runways 12 in. (305 mm) above each other. Each kit contains two complete stacking brackets with all necessary hardware. Use one kit at least every 5 ft. (1.5 m). Brackets and fasteners made of plated steel.

**BULLETIN: DCR**

| Catalog Number | Finish | Includes                | Kit Qty. |
|----------------|--------|-------------------------|----------|
| LST12          | Plated | 2 brackets and hardware | 1        |
| LST12B         | Black  | 2 brackets and hardware | 1        |
| LST12W         | White  | 2 brackets and hardware | 1        |



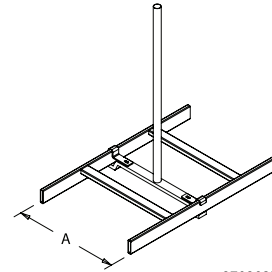
### RUNWAY CENTER SUPPORT KIT



Threaded rod and bracket supports center of ladder rack from ceiling. Kit includes heavy-duty ladder rack cross member, two mounting brackets, two #12-24 screws, 5/8-in. threaded rod, protected sleeve and four 5/8-in. nuts. Use one kit at least every 5 ft. (1.5 m). Made of plated steel.

**BULLETIN: DCR**

| Catalog Number | Finish | Fits Cable Runway | Kit Qty. |
|----------------|--------|-------------------|----------|
| LCSK6          | Plated | 6                 | 1        |
| LCSK12         | Plated | 12                | 1        |
| LCSK18         | Plated | 18                | 1        |
| LCSK24         | Plated | 24                | 1        |



87929371

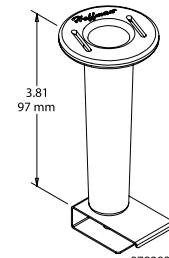
### SPOOL DIVIDER KIT



Spools separate cables to improve cable management and to control cable-to-cable distances. Spool and bracket attach to ladder rack cross member and can be located anywhere across the width. Kit includes ten 4-in.-tall spools, brackets and all necessary hardware. Spool made of black plastic and bracket made of plated steel.

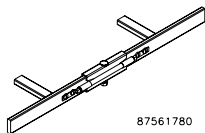
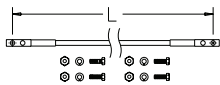
**BULLETIN: DCR**

| Catalog Number | Finish                                    | Kit Includes                                 |
|----------------|---|--|
| LCRDSK         | Black plastic spool; plated steel bracket | 10 spools, 10 brackets and mounting hardware |



87929375

### INSULATED GROUND JUMPER KIT



87561780

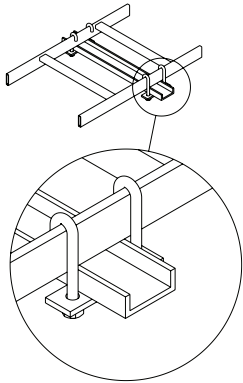
Fastens across splices to provide a secure ground between sections of ladder rack. Made of #6 AWG x 7 strand wire with green THW insulation and two-hole compression lugs mounted on each end. Includes fasteners.

**BULLETIN: DBG**

| Catalog Number | Conductor Type | L in./mm    |
|----------------|----------------|-------------|
| DGJ            | #6-7 Stranded  | 12.00 / 305 |

cULus requires 2 kits per splice on all painted ladder sections

**J-BOLT KIT**



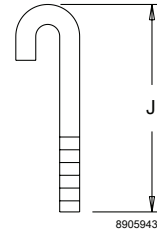
87561778

Connects ladder rack to top of cabinet or to auxiliary support channel. Kit includes two J-bolts and makes one support connection. Kit components are plated steel. Includes mounting hardware.

- Each kit contains:
- (2) J-Bolts, 5/16 in.
  - (2) Nuts, 5/16 in.
  - (2) Washers, 5/16 in.
  - (2) Lock Washers, 5/16 in.
  - (1) Plate

**BULLETIN: DCR**

| Catalog Number | J (in.) | J (mm) | Finish |
|----------------|---------|--------|--------|
| LJBK           | 3.5     | 89     | Plated |



89059437

**CABLERACK**

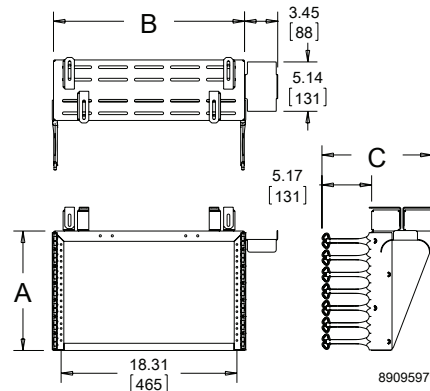


CABLERACK is used for ladder or basket tray mounting and securing 19-inch rack equipment for server rooms, telecommunication rooms, and other applications. The fixed, open frame rack allows suspending 19-inch rack equipment from Ladder Rack or Basket Tray. The rack has universal tapped holes per industry standards to accommodate typical applications. These open frame racks are ideal for high-density cabling applications which require above-the-cabinet mounting of equipment, and provide maximum access to cables and equipment. In applications where equipment expands above the cabinet, CABLERACK provides ideal management with increased equipment and cable densities.

**BULLETIN: DOFRW**

**Standard Product**

| Catalog Number | AxBxC in./mm                             | Rack Units | Cable Bend Radius Accessory |
|----------------|--|------------|-----------------------------|
| E19T6U         | 12.44 x 20.16 x 11.50<br>316 x 512 x 292 | 6          | ECMBA4                      |



89095979