



CONNECT AND PROTECT

nVent CADDY Macrofix Hanging Solutions

For Plumbing and Ventilation Applications




Table of Contents


| | |
|---|-----------|
| Introduction | 3 |
| Overview Table | 4 |
| nVent CADDY Macrofix Plumbing Solutions | 5 |
| nVent CADDY Macrofix M8 – Insulated..... | 5 |
| nVent CADDY Macrofix M8/M10 – Insulated | 7 |
| nVent CADDY Macrofix M8/M10 – Non-Insulated..... | 10 |
| nVent CADDY Macrofix Plus – Insulated | 12 |
| nVent CADDY Macrofix Plus – Non-Insulated | 14 |
| Related Products | 16 |
| Technical Information – Insulated Pipe Clamps..... | 17 |
| Which Clamp Fit Which Pipe? | 17 |
| Technical Information – Non-Insulated Pipe Clamps | 20 |
| Which Clamp Fit Which Pipe? | 20 |
| nVent CADDY Macrofix Ventilation Solutions | 24 |
| nVent CADDY Macrofix Ventilation Duct Clamp – Insulated | 24 |
| nVent CADDY Macrofix Ventilation Duct Clamp – Non-Insulated | 27 |
| Technical Information..... | 29 |
| Which Clamp Fit Which Duct? | 29 |
| Index | 30 |

Introduction

Since 1956, contractors, architects, engineers and distributors have trusted nVent CADDY for quality fixing, fastening and hanging products. nVent CADDY is there for customers through every step of their projects, from design to installation to inspection. nVent CADDY products are designed to be safe, fast and easy to use, and undergo extensive development, testing and certification to adhere to the correct requirements.


We are always looking for better ways to lower total installation costs, reduce the use of tools and elevate safety by incorporating new features into our products. All of these improvements contribute to the creation of a more flexible solution that allows the installer to significantly reduce total installation time of pipe and duct services. Like all nVent CADDY products, our comprehensive Macrofix Range benefits customers by providing them with the most advanced hangers and supports that focus on simplicity, safety and efficiency.

Originating in the 1990s, the nVent CADDY Macrofix range has continuously evolved and expanded based on contractors' input to meet the market's expectations for plumbing and ventilation installations. Some of the unique features of our Macrofix Range are:



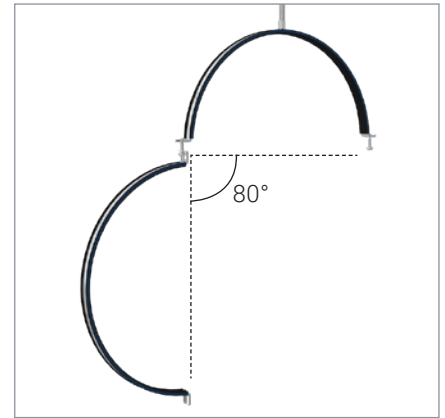
Complete nVent CADDY Macrofix Range

Longer ears position the screw farther from the hanger, improving tool clearance when the screw is driven down.



nVent CADDY Macrofix Insulated Range

The hangers' return-lip ensures durability by preventing the rubber from detaching and eliminating rework during installation.


















nVent CADDY Macrofix Plus & Macrofix Ventilation Range

Patented wide opening angle of the clamps that accommodates all standard-sized pipes and ducts (up to 600 mm), whereas the quick locking system that can be closed with one hand prevents the hangers from accidentally opening.

More than 30 years of experience in developing and manufacturing pipe and ventilation fixings for the commercial construction makes nVent CADDY Macrofix products to be trusted by contractors and installers, and we are committed to delivering premium quality products that are compliant with norms and standards. As nVent CADDY is a founding member of the RAL Gütegemeinschaft Rohrbefestigung, all nVent CADDY Macrofix pipe and ventilation duct clamps are independently tested, surveyed and carry the RAL quality mark. The Macrofix Range holds some of the highest, third party-approved load ratings in the industry and has undergone extensive, harsh-environment testing including:

- Reaction-to-fire testing according to DIN EN 13501-1 [Classification "E" for Insulated Macrofix]
- Noise reduction testing according to DIN EN ISO 3822-1, making it compatible for sound insulation design testing according to DIN 4109 [Category II for Insulated Macrofix]


Overview Table

| Applications | | Plumbing | | | Ventilation |
|---|------------------------------|---|---|---|---|
| | |  |  |  |  |
| nVent CADDY | | Macrofix | | Macrofix Plus | Macrofix Ventilation Duct Clamp |
| | | Macrofix M8 | Macrofix M8/M10 | Macrofix Plus | Macrofix Ventilation Duct Clamp |
|  | Insulated Version | M8 only | ✓ | ✓ | ✓ |
|  | Non-Insulated Version | ✗ | ✓ | ✓ | ✓ |
| | Pipe OD Range [mm] | 11 – 68 | 11 – 324 | 11 – 220 | 80 – 1,250 |
| | Available in Stainless Steel | ✗ | ✓ | ✗ | ✓* |
|  | Easy Closure | ✗ | ✗ | ✓ | ✓ |
|  | Wide Opening | ✗ | ✗ | ✓ | ✓ |
|  | Speed of Installation |  |  |  |  |
|  | Load Capacity |  |  |  |  |

* Made-to-order only.

nVent CADDY Macrofix Plumbing Solutions

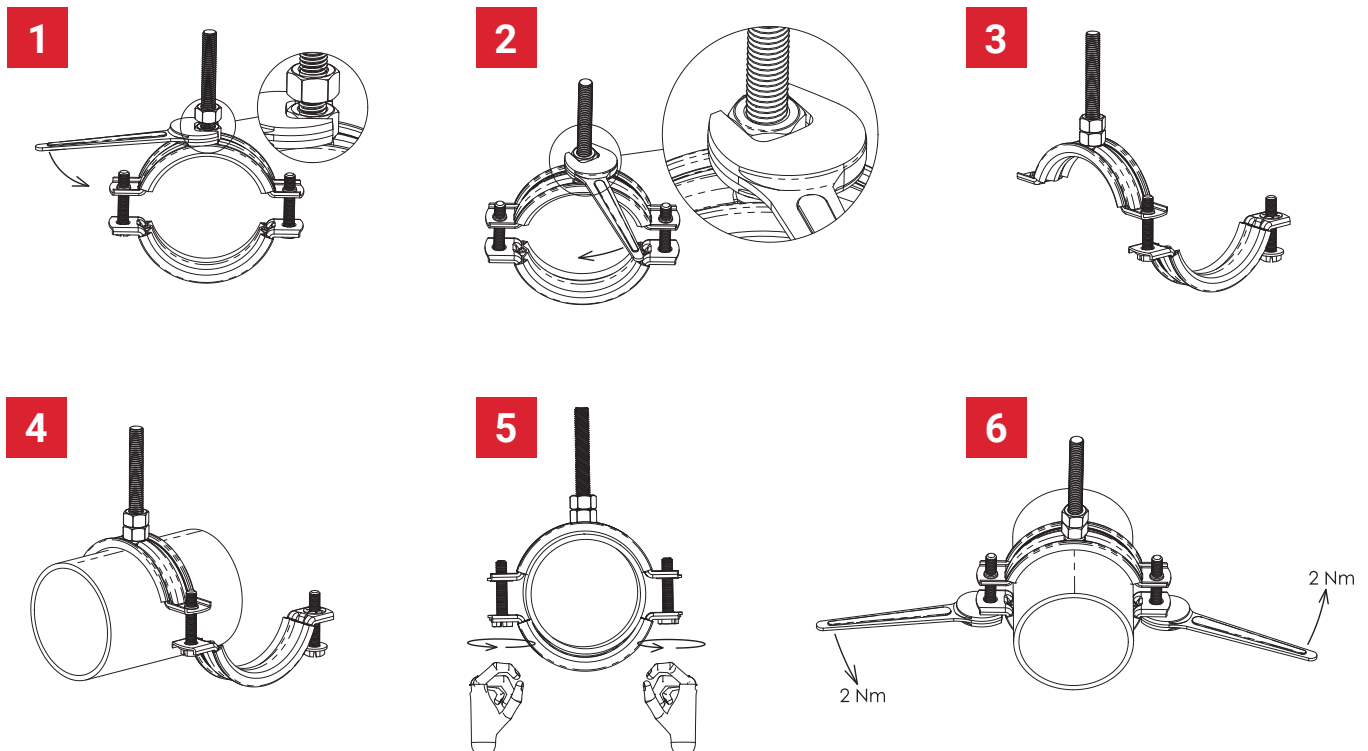
nVent CADDY Macrofix M8 – Insulated



COMPETITIVE ADVANTAGES

| Feature/Benefit | nVent CADDY Macrofix | Competitor | | | |
|--|----------------------|------------|--------|-----|-----|
| | | "W" | "M" | "S" | "H" |
| Return-lip on the hanger prevents the rubber from detaching, eliminating rework during installation and limiting time spent in the air | ✓ | ✓ | ✓ | ✗ | ✓ |
| Combo head bolt works with slotted, hex, or Phillips drivers | ✓ | ✗ | ✗ | ✗ | ✗ |
| Longer ears position the screw farther from the hanger, improving tool clearance when the screw is driven down | ✓ | ✗ | ✗ | ✗ | ✗ |
| Screw length has been optimized to accommodate an increased pipe range, reducing inventory | ✓ | ✓ | ✗ | ✗ | ✗ |
| Blue sidewall accents the rubber and provides an aesthetically pleasing alternative to standard commodity hangers | ✓ | ✗ | ✗ | ✗ | ✗ |
| Category II noise reduction, according to DIN EN ISO 3822-1 | ✓ | ✓ | ✗ | ✓ | ✓ |
| Compliant for sound insulation design, according to DIN 4109 | ✓ | ✓ | ✗ | ✓ | ✓ |
| Reaction-to-fire classification is "E" in compliance with DIN EN 13501-1:2010-01 | ✓ | ✗ | ✗ | ✗ | ✗ |
| 3rd party approved test loads are higher, increasing hanger spacing | | | No RAL | | |

INSTALLATION STEPS



nVent CADDY Macrofix Plumbing Solutions

nVent CADDY Macrofix M8 – Insulated



FEATURES

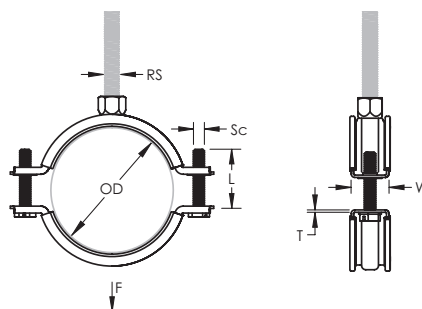
- Return-lip on the hanger prevents the rubber from detaching, eliminating rework during installation
- Plastic washer prevents screws from falling out during installation
- Combo head bolt works with slotted, hex, or Phillips drivers
- Longer ears position the screw farther from the hanger, improving tool clearance when the screw is tightened
- Screw length has been optimized to accommodate an increased pipe range, reducing inventory
- Category II noise reduction according to DIN EN ISO 3822-1
- Compliant for sound insulation design according to DIN 4109
- Reaction-to-fire classification is "E" in compliance with DIN EN 13501-1

Material: EPDM-SBR Rubber; Steel
 Finish: Electrogalvanized
 Temperature: -50 to 110°C




| Part Number | Article Number | Outer Diameter OD | Pipe Size | NB/DN | Rod Size RS | Width W | Thickness T | Screw Diameter Sc | Screw Length L | Static Load F |
|-------------|----------------|-------------------|-----------|-------|-------------|---------|-------------|-------------------|----------------|---------------|
| MFE015 | 586201 | 11 – 15 mm | 1/4" | 8 | M8 | 20 mm | 1.00 mm | M6 | 17 mm | 1,000 N |
| MFE019 | 586202 | 15 – 19 mm | 3/8" | 10 | M8 | 20 mm | 1.00 mm | M6 | 17 mm | 1,000 N |
| MFE025 | 586203 | 19 – 25 mm | 1/2" | 15 | M8 | 20 mm | 1.00 mm | M6 | 22 mm | 1,000 N |
| MFE031 | 586204 | 25 – 31 mm | 3/4" | 20 | M8 | 20 mm | 1.00 mm | M6 | 22 mm | 1,000 N |
| MFE037 | 586205 | 31 – 37 mm | 1" | 25 | M8 | 20 mm | 1.00 mm | M6 | 22 mm | 1,000 N |
| MFE044 | 586206 | 37 – 44 mm | 1 1/4" | 32 | M8 | 20 mm | 1.00 mm | M6 | 27 mm | 1,000 N |
| MFE050 | 586207 | 44 – 50 mm | 1 1/2" | 40 | M8 | 20 mm | 1.25 mm | M6 | 27 mm | 1,500 N |
| MFE058 | 586208 | 50 – 58 mm | – | – | M8 | 20 mm | 1.25 mm | M6 | 27 mm | 1,500 N |
| MFE068 | 586209 | 58 – 68 mm | 2" | 50 | M8 | 20 mm | 1.25 mm | M6 | 32 mm | 1,500 N |

Lining is EPDM rubber.



Works great with


A complete range of threaded rods, strut, cantilevers and anchors constitute a full solution for plumbing applications.



Threaded Rod/Stud



Drop-In Anchor



nVent CADDY Eristruct Strut Channel System



Wall and Ceiling Plates

nVent CADDY Macrofix Plumbing Solutions

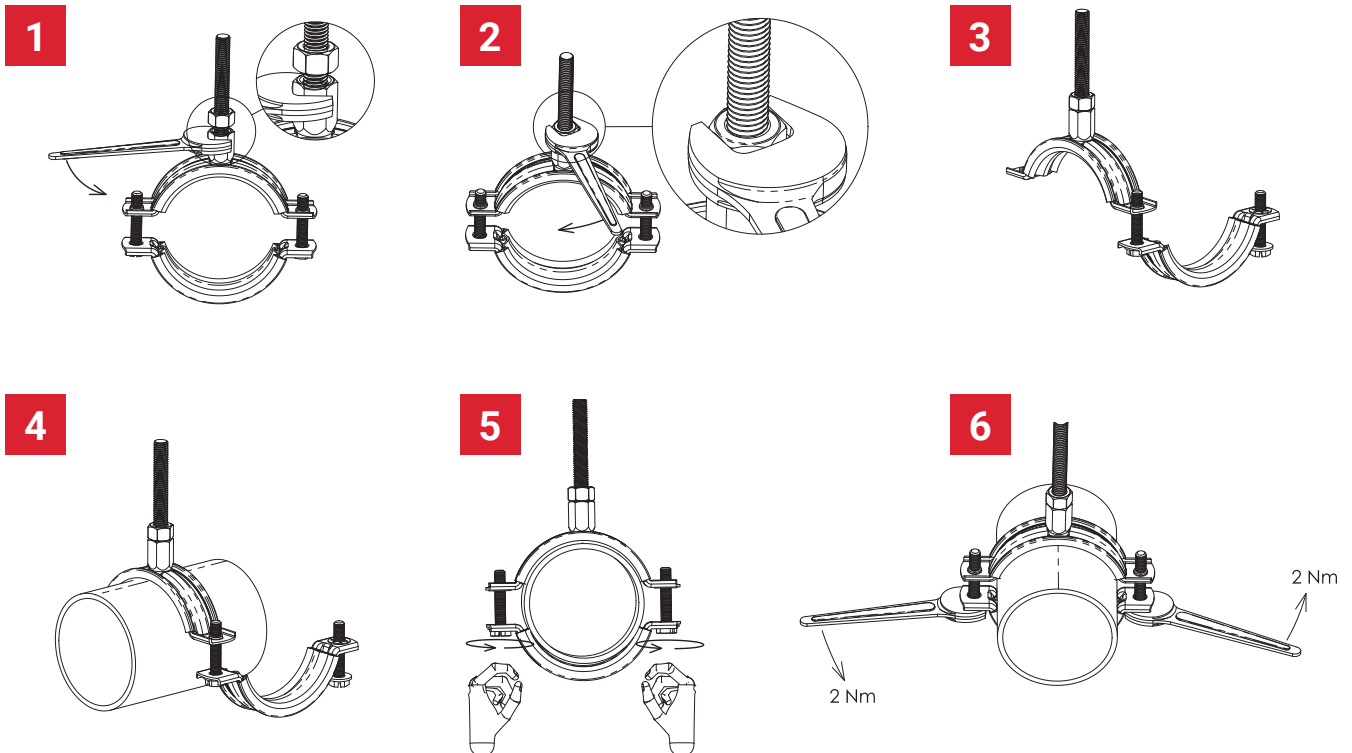
nVent CADDY Macrofix M8/M10 – Insulated



COMPETITIVE ADVANTAGES

| Feature/Benefit | nVent CADDY Macrofix | Competitor | | | |
|--|----------------------|------------|--------|--------|-----|
| | | "W" | "M" | "S" | "H" |
| Return-lip on the hanger prevents the rubber from detaching, eliminating rework during installation and limiting time spent in the air | ✓ | ✓ | ✗ | ✗ | ✓ |
| Combo head bolt works with slotted, hex, or Phillips drivers | ✓ | ✗ | ✗ | ✗ | ✗ |
| Longer ears position the screw farther from the hanger, improving tool clearance when the screw is driven down | ✓ | ✗ | ✗ | ✗ | ✗ |
| Screw length has been optimized to accommodate an increased pipe range, reducing inventory | ✓ | ✓ | ✗ | ✗ | ✗ |
| Blue sidewall accents the rubber and provides an aesthetically pleasing alternative to standard commodity hanger | ✓ | ✗ | ✗ | ✗ | ✗ |
| Category II noise reduction, according to DIN EN ISO 3822-1 | ✓ | ✓ | ✗ | ✓ | ✓ |
| Compliant for sound insulation design, according to DIN 4109 | ✓ | ✓ | ✗ | ✓ | ✓ |
| Reaction-to-fire classification is "E" in compliance with DIN EN 13501-1:2010-01 | ✓ | ✗ | ✗ | ✗ | ✗ |
| 3rd party approved test loads are higher, increasing hanger spacing | | | No RAL | No RAL | |

INSTALLATION STEPS



nVent CADDY Macrofix Plumbing Solutions

nVent CADDY Macrofix M8/M10 – Insulated



FEATURES

- Return-lip on the hanger prevents the rubber from detaching, eliminating rework during installation
- Plastic washer prevents screws from falling out during installation
- Combo head bolt works with slotted, hex, or Phillips drivers
- Longer ears position the screw farther from the hanger, improving tool clearance when the screw is tightened
- Combination nut can be attached to M8 or M10 threaded rod, simplifying material handling
- Screw length has been optimized to accommodate an increased pipe range, reducing inventory
- Category II noise reduction according to DIN EN ISO 3822-1
- Compliant for sound insulation design according to DIN 4109
- Reaction-to-fire classification is "E" in compliance with DIN EN 13501-1

Material: Steel; EPDM-SBR Rubber
 Finish: Electrogalvanized
 Color: Black
 Temperature: -50 to 110°C



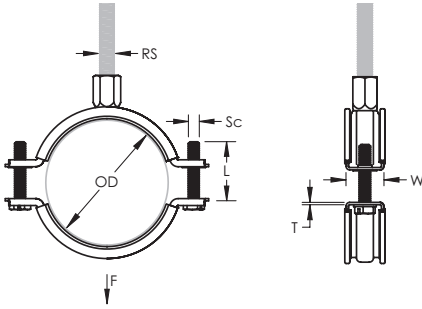
| Part Number | Article Number | Outer Diameter OD | Pipe Size | NB/DN | Rod Size RS | Width W | Thickness T | Screw Diameter Sc | Screw Length L | Static Load F |
|-------------|----------------|-------------------|-----------|-------|-------------|---------|-------------|-------------------|----------------|---------------|
| MFD015 | 586001 | 11 – 15 mm | 1/4" | 8 | M8, M10 | 20 mm | 1.00 mm | M6 | 17 mm | 1,000 N |
| MFD019 | 586002 | 15 – 19 mm | 3/8" | 10 | M8, M10 | 20 mm | 1.00 mm | M6 | 17 mm | 1,000 N |
| MFD025 | 586003 | 19 – 25 mm | 1/2" | 15 | M8, M10 | 20 mm | 1.00 mm | M6 | 22 mm | 1,000 N |
| MFD031 | 586004 | 25 – 31 mm | 3/4" | 20 | M8, M10 | 20 mm | 1.00 mm | M6 | 22 mm | 1,000 N |
| MFD037 | 586005 | 31 – 37 mm | 1" | 25 | M8, M10 | 20 mm | 1.00 mm | M6 | 22 mm | 1,000 N |
| MFD044 | 586006 | 37 – 44 mm | 1 1/4" | 32 | M8, M10 | 20 mm | 1.00 mm | M6 | 27 mm | 1,000 N |
| MFD050 | 586007 | 44 – 50 mm | 1 1/2" | 40 | M8, M10 | 20 mm | 1.25 mm | M6 | 27 mm | 1,500 N |
| MFD058 | 586008 | 50 – 58 mm | – | – | M8, M10 | 20 mm | 1.25 mm | M6 | 27 mm | 1,500 N |
| MFD068 | 586009 | 58 – 68 mm | 2" | 50 | M8, M10 | 20 mm | 1.25 mm | M6 | 32 mm | 1,500 N |
| MFD078 | 586010 | 68 – 78 mm | 2 1/2" | 65 | M8, M10 | 23 mm | 1.50 mm | M6 | 32 mm | 2,000 N |
| MFD088 | 586011 | 78 – 88 mm | – | – | M8, M10 | 23 mm | 1.50 mm | M6 | 32 mm | 2,000 N |
| MFD098 | 586012 | 88 – 98 mm | 3" | 80 | M8, M10 | 23 mm | 1.75 mm | M6 | 37 mm | 2,500 N |
| MFD108 | 586013 | 98 – 108 mm | 3 1/2" | 90 | M8, M10 | 23 mm | 1.75 mm | M6 | 37 mm | 2,500 N |
| MFD118 | 586014 | 108 – 118 mm | 4" | 100 | M8, M10 | 23 mm | 1.75 mm | M6 | 37 mm | 2,500 N |
| MFD128 | 586015 | 118 – 128 mm | – | – | M8, M10 | 23 mm | 2.00 mm | M6 | 37 mm | 3,000 N |
| MFD138 | 586016 | 128 – 138 mm | – | – | M8, M10 | 23 mm | 2.00 mm | M6 | 37 mm | 3,000 N |
| MFD148 | 586017 | 138 – 148 mm | 5" | 125 | M8, M10 | 25 mm | 2.00 mm | M6 | 37 mm | 3,200 N |
| MFD160 | 586018 | 150 – 160 mm | – | – | M8, M10 | 25 mm | 2.00 mm | M6 | 37 mm | 3,200 N |
| MFD170 | 586019 | 160 – 170 mm | 6" | 150 | M8, M10 | 25 mm | 2.00 mm | M6 | 37 mm | 3,200 N |
| MFD200 | 586020 | 190 – 200 mm | – | – | M8, M10 | 27 mm | 2.25 mm | M6 | 37 mm | 3,600 N |

Lining is EPDM rubber.

nVent CADDY Macrofix Plumbing Solutions

nVent CADDY Macrofix M8/M10 – Insulated

| Part Number | Article Number | Outer Diameter OD | Pipe Size | NB/DN | Rod Size RS | Width W | Thickness T | Screw Diameter Sc | Screw Length L | Static Load F |
|-------------|----------------|-------------------|-----------|-------|-------------|---------|-------------|-------------------|----------------|---------------|
| MFD215 | 586021 | 205 – 215 mm | – | – | M8, M10 | 27 mm | 2.25 mm | M6 | 37 mm | 3,600 N |
| MFD225 | 586022 | 215 – 225 mm | 8" | 200 | M8, M10 | 27 mm | 2.25 mm | M6 | 37 mm | 3,600 N |
| MFD250 | 586023 | 239 – 250 mm | – | – | M8, M10 | 30 mm | 2.50 mm | M6 | 37 mm | 4,000 N |
| MFD275 | 586024 | 265 – 275 mm | 10" | 250 | M8, M10 | 30 mm | 2.50 mm | M6 | 37 mm | 4,000 N |
| MFD319 | 586025 | 309 – 319 mm | – | – | M8, M10 | 30 mm | 2.50 mm | M6 | 37 mm | 4,000 N |



Works great with



Strut T-Bolt

nVent CADDY also offers a complete range of Seismic Bracing Solutions (both Cable and Rigid) for Plumbing, HVAC and Sprinkler installations.



We Make Seismic Simple!

nVent CADDY Macrofix Plumbing Solutions

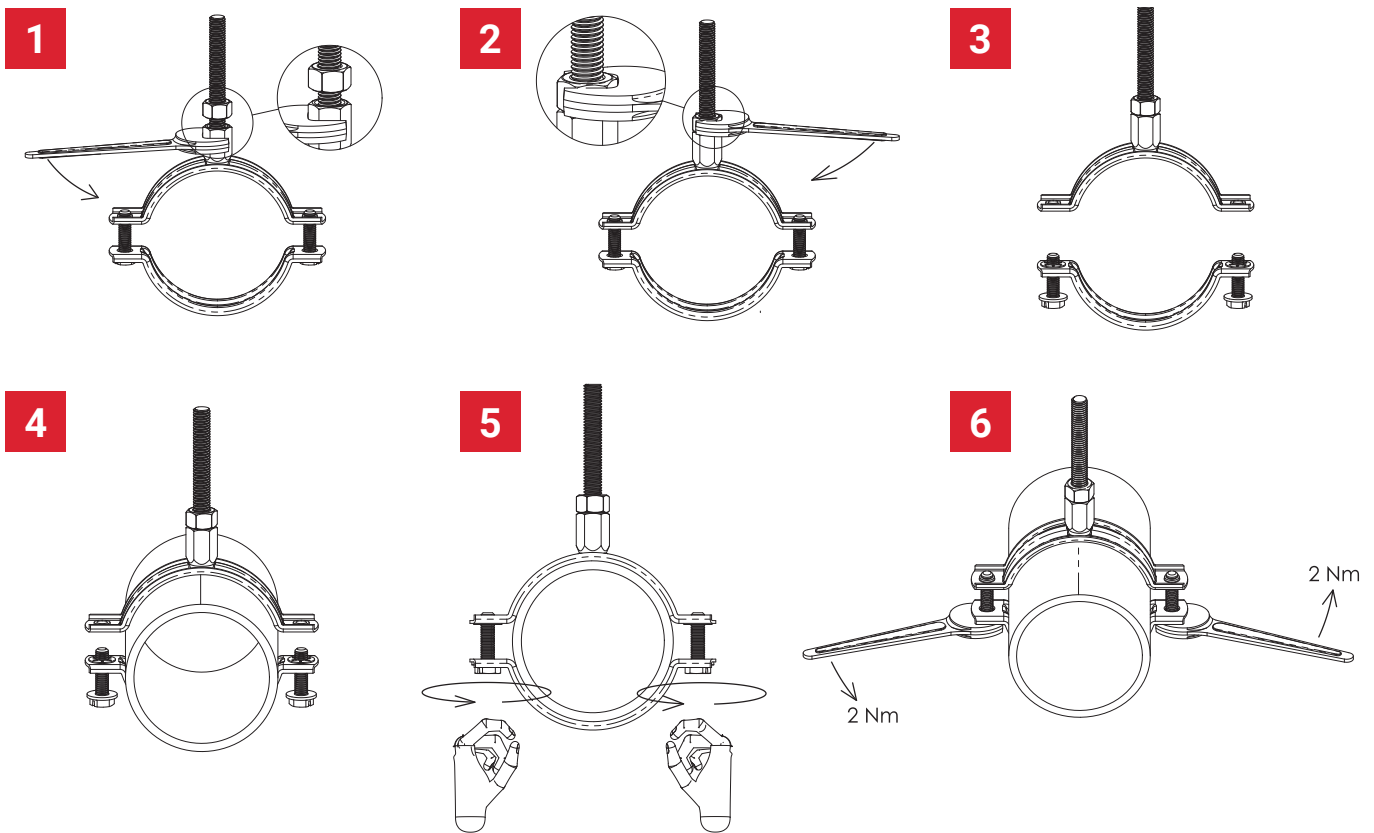
nVent CADDY Macrofix M8/M10 – Non-Insulated



COMPETITIVE ADVANTAGES

| Feature/Benefit | nVent CADDY Macrofix | Competitor | | | |
|--|----------------------|------------|---------------|--------|---------------|
| | | "W" | "M" | "S" | "H" |
| Combo head bolt works with slotted, hex, or Phillips drivers | ✓ | ✗ | No equivalent | ✗ | No equivalent |
| Longer ears position the screw farther from the hanger, improving tool clearance when the screw is driven down | ✓ | ✗ | | ✗ | |
| Screw length has been optimized to accommodate an increased pipe range, reducing inventory | ✓ | ✓ | | ✗ | |
| 3rd party approved test loads are higher, increasing hanger spacing | | | | No Ral | |

INSTALLATION STEPS



nVent CADDY Macrofix Plumbing Solutions

nVent CADDY Macrofix M8/M10 – Non-Insulated



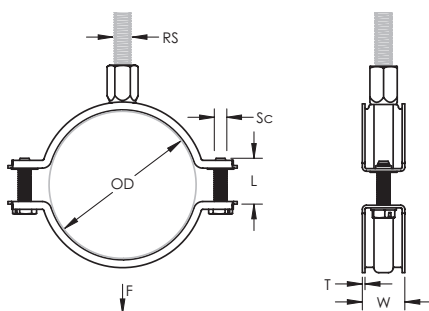
FEATURES

- Plastic washer prevents screws from falling out during installation
- Combo head bolt works with slotted, hex, or Phillips drivers
- Longer ears position the screw farther from the hanger, improving tool clearance when the screw is tightened
- Combination nut can be attached to M8 or M10 threaded rod, simplifying material handling
- Screw length has been optimized to accommodate an increased pipe range, reducing inventory

Material: Steel
Finish: Electrogalvanized



| Part Number | Article Number | Outer Diameter OD | Pipe Size | NB/DN | Rod Size RS | Width W | Thickness T | Screw Diameter Sc | Screw Length L | Static Load F |
|-------------|----------------|-------------------|-----------|-------|-------------|---------|-------------|-------------------|----------------|---------------|
| MFN019EG | 586101 | 15 – 19 mm | 3/8" | 10 | M8, M10 | 20 mm | 1.00 mm | M6 | 17 mm | 1,000 N |
| MFN023EG | 586102 | 19 – 23 mm | 1/2" | 15 | M8, M10 | 20 mm | 1.00 mm | M6 | 17 mm | 1,000 N |
| MFN029EG | 586103 | 23 – 29 mm | 3/4" | 20 | M8, M10 | 20 mm | 1.00 mm | M6 | 17 mm | 1,000 N |
| MFN035EG | 586104 | 29 – 35 mm | 1" | 25 | M8, M10 | 20 mm | 1.00 mm | M6 | 17 mm | 1,000 N |
| MFN041EG | 586105 | 35 – 41 mm | – | – | M8, M10 | 20 mm | 1.00 mm | M6 | 22 mm | 1,000 N |
| MFN048EG | 586106 | 41 – 48 mm | 1 1/4" | 32 | M8, M10 | 20 mm | 1.00 mm | M6 | 22 mm | 1,000 N |
| MFN054EG | 586107 | 48 – 54 mm | 1 1/2" | 40 | M8, M10 | 20 mm | 1.25 mm | M6 | 22 mm | 1,500 N |
| MFN062EG | 586108 | 54 – 62 mm | 2" | 50 | M8, M10 | 20 mm | 1.25 mm | M6 | 22 mm | 1,500 N |
| MFN072EG | 586109 | 62 – 72 mm | – | – | M8, M10 | 20 mm | 1.25 mm | M6 | 22 mm | 1,500 N |
| MFN083EG | 586110 | 73 – 83 mm | 2 1/2" | 65 | M8, M10 | 23 mm | 1.50 mm | M6 | 27 mm | 2,000 N |
| MFN093EG | 586111 | 83 – 93 mm | 3" | 80 | M8, M10 | 23 mm | 1.50 mm | M6 | 27 mm | 2,000 N |
| MFN103EG | 586112 | 93 – 103 mm | 3 1/2" | 90 | M8, M10 | 23 mm | 1.75 mm | M6 | 27 mm | 2,500 N |
| MFN113EG | 586113 | 103 – 113 mm | – | – | M8, M10 | 23 mm | 1.75 mm | M6 | 27 mm | 2,500 N |
| MFN123EG | 586114 | 113 – 123 mm | 4" | 100 | M8, M10 | 23 mm | 1.75 mm | M6 | 27 mm | 2,500 N |
| MFN133EG | 586115 | 123 – 133 mm | – | – | M8, M10 | 23 mm | 2.00 mm | M6 | 27 mm | 3,000 N |
| MFN143EG | 586116 | 133 – 143 mm | 5" | 125 | M8, M10 | 23 mm | 2.00 mm | M6 | 27 mm | 3,000 N |
| MFN153EG | 586117 | 143 – 153 mm | – | – | M8, M10 | 25 mm | 2.00 mm | M6 | 27 mm | 3,200 N |
| MFN165EG | 586118 | 155 – 165 mm | – | – | M8, M10 | 25 mm | 2.00 mm | M6 | 27 mm | 3,200 N |
| MFN175EG | 586119 | 165 – 175 mm | 6" | 150 | M8, M10 | 25 mm | 2.00 mm | M6 | 27 mm | 3,200 N |
| MFN205EG | 586120 | 195 – 205 mm | – | – | M8, M10 | 27 mm | 2.25 mm | M6 | 32 mm | 3,600 N |
| MFN220EG | 586121 | 210 – 220 mm | 8" | 200 | M8, M10 | 27 mm | 2.25 mm | M6 | 32 mm | 3,600 N |
| MFN230EG | 586122 | 220 – 230 mm | – | – | M8, M10 | 27 mm | 2.25 mm | M6 | 32 mm | 3,600 N |
| MFN255EG | 586123 | 244 – 255 mm | – | – | M8, M10 | 30 mm | 2.50 mm | M6 | 32 mm | 4,000 N |
| MFN280EG | 586124 | 270 – 280 mm | 10" | 250 | M8, M10 | 30 mm | 2.50 mm | M6 | 32 mm | 4,000 N |
| MFN324EG | 586125 | 314 – 324 mm | 12" | 300 | M8, M10 | 30 mm | 2.50 mm | M6 | 32 mm | 4,000 N |



Works great with



Pipe Expansion Products

nVent CADDY Macrofix Plumbing Solutions

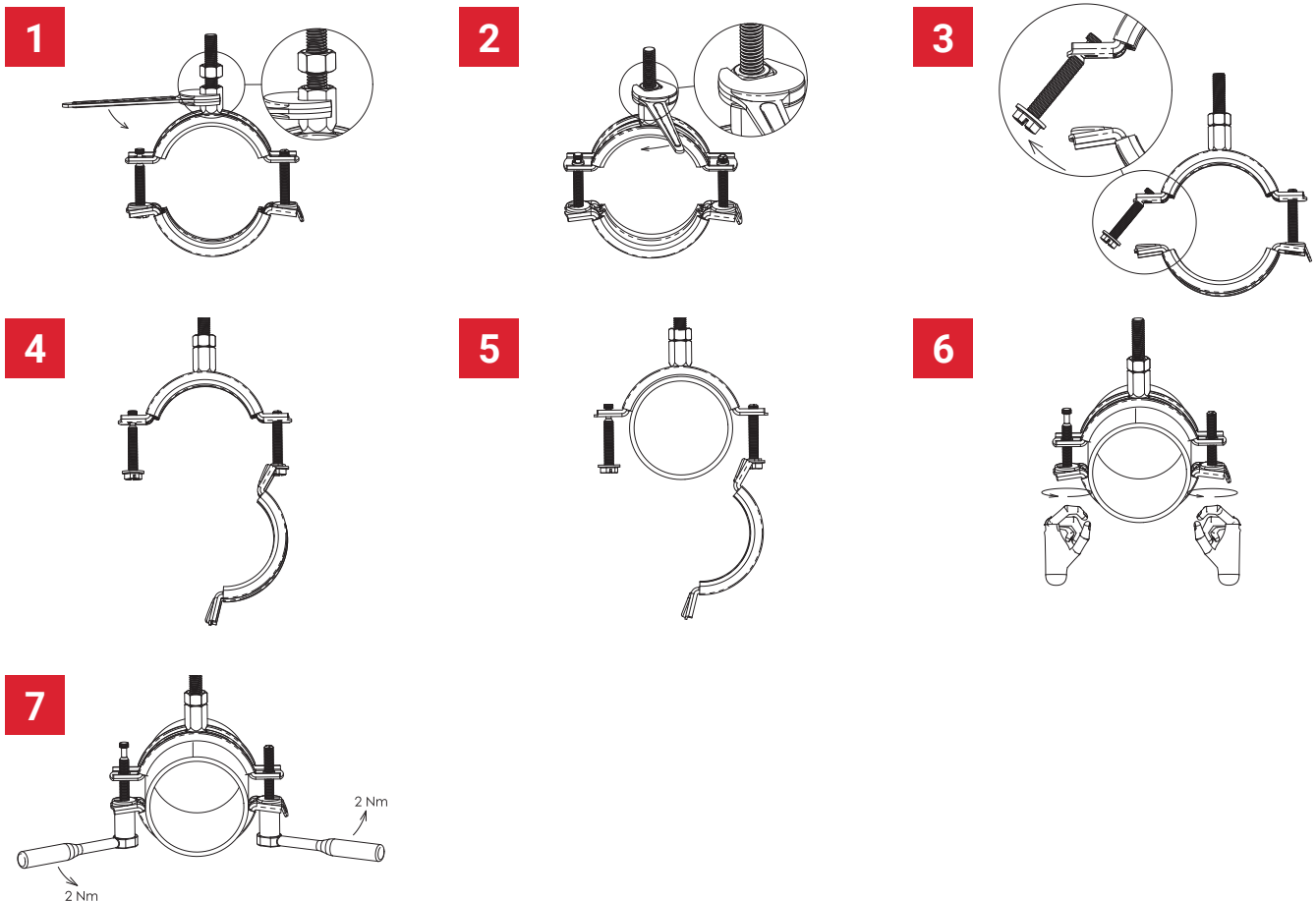
nVent CADDY Macrofix Plus – Insulated



COMPETITIVE ADVANTAGES


| Feature/Benefit | nVent CADDY Macrofix | Competitor | | | |
|--|----------------------|------------|-----|-----|-----|
| | | "W" | "M" | "S" | "H" |
| Increased opening angle easily accommodates all standard-sized pipes | ✓ | ✗ | ✗ | ✗ | ✗ |
| Quick locking system prevents the hanger from accidentally opening when pipe is moved or adjusted | ✓ | ✓ | ✓ | ✓ | ✓ |
| Quick locking system easily closes with one hand | ✓ | ✓ | ✓ | ✓ | ✓ |
| Thread impression retains quick locking captive screw and prevents it from falling out during installation | ✓ | ✓ | ✓ | ✓ | ✓ |
| Return-lip on the hanger prevents the rubber from detaching, eliminating rework during installation | ✓ | ✓ | ✗ | ✗ | ✗ |
| Combo head bolt works with slotted, hex, or Phillips drivers | ✓ | ✗ | ✗ | ✗ | ✗ |
| Longer ears position the screw farther from the hanger, improving tool clearance when the screw is tightened | ✓ | ✗ | ✗ | ✗ | ✗ |
| Combination nut can be attached to M8 or M10 threaded rod, simplifying material handling | ✓ | ✓ | ✓ | ✓ | ✓ |
| Category II noise reduction according to DIN EN ISO 3822-1 | ✓ | ✓ | ✗ | ✗ | ✗ |
| Compliant for sound insulation design according to DIN 4109 | ✓ | ✓ | ✗ | ✗ | ✗ |
| Reaction-to-fire classification is "E" in compliance with DIN EN 13501-1 | ✓ | ✗ | ✗ | ✗ | ✗ |
| 3rd party approved test loads are higher, increasing hanger spacing | | | | | |

INSTALLATION STEPS



nVent CADDY Macrofix Plumbing Solutions

nVent CADDY Macrofix Plus – Insulated



FEATURES

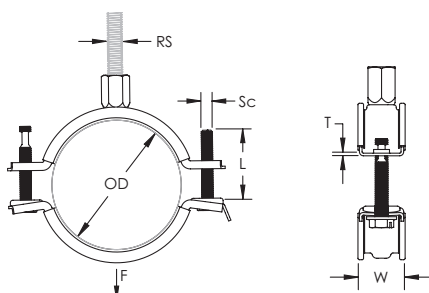
- Increased opening angle easily accommodates all standard-sized pipes
- Quick locking system prevents the hanger from accidentally opening when pipe is moved or adjusted
- Quick locking system easily closes with one hand
- Return-lip on the hanger prevents the rubber from detaching, eliminating rework during installation
- Thread impression retains quick locking captive screw and prevents it from falling out during installation
- Combo head bolt works with slotted, hex, or Phillips drivers
- Longer ears position the screw farther from the hanger, improving tool clearance when the screw is tightened
- Combination nut can be attached to M8 or M10 threaded rod, simplifying material handling
- Screw length has been optimized to accommodate an increased pipe range, reducing inventory
- Category II noise reduction according to DIN EN ISO 3822-1
- Compliant for sound insulation design according to DIN 4109
- Reaction-to-fire classification is “E” in compliance with DIN EN 13501-1

Material: Steel; EPDM-SBR Rubber
 Finish: Electrogalvanized
 Color: Black
 Temperature: -50 to 110 °C



| Part Number | Article Number | Outer Diameter OD | Rod Size RS | Width W | Thickness T | Screw Diameter Sc | Screw Length L | Static Load F |
|-------------|----------------|-------------------|-------------|---------|-------------|-------------------|----------------|---------------|
| MFP015 | 586701 | 11 – 15 mm | M8, M10 | 20 mm | 1.00 mm | M6 | 27 mm | 1,000 N |
| MFP019 | 586702 | 15 – 19 mm | M8, M10 | 20 mm | 1.00 mm | M6 | 27 mm | 1,000 N |
| MFP025 | 586703 | 19 – 25 mm | M8, M10 | 20 mm | 1.00 mm | M6 | 32 mm | 1,000 N |
| MFP031 | 586704 | 25 – 31 mm | M8, M10 | 20 mm | 1.00 mm | M6 | 32 mm | 1,000 N |
| MFP037 | 586705 | 31 – 37 mm | M8, M10 | 20 mm | 1.00 mm | M6 | 32 mm | 1,000 N |
| MFP044 | 586706 | 37 – 44 mm | M8, M10 | 20 mm | 1.00 mm | M6 | 37 mm | 1,000 N |
| MFP051 | 586707 | 45 – 51 mm | M8, M10 | 21 mm | 1.25 mm | M6 | 37 mm | 1,500 N |
| MFP058 | 586708 | 50 – 58 mm | M8, M10 | 21 mm | 1.25 mm | M6 | 37 mm | 1,500 N |
| MFP068 | 586709 | 58 – 68 mm | M8, M10 | 21 mm | 1.25 mm | M6 | 40 mm | 1,500 N |
| MFP078 | 586710 | 68 – 78 mm | M8, M10 | 23 mm | 1.50 mm | M6 | 40 mm | 2,000 N |
| MFP088 | 586711 | 78 – 88 mm | M8, M10 | 23 mm | 1.50 mm | M6 | 40 mm | 2,000 N |
| MFP098 | 586712 | 88 – 98 mm | M8, M10 | 23 mm | 1.75 mm | M6 | 45 mm | 2,500 N |
| MFP108 | 586713 | 98 – 108 mm | M8, M10 | 23 mm | 1.75 mm | M6 | 45 mm | 2,500 N |
| MFP118 | 586714 | 108 – 118 mm | M8, M10 | 23 mm | 1.75 mm | M6 | 50 mm | 2,500 N |
| MFP128 | 586715 | 118 – 128 mm | M8, M10 | 23 mm | 2.00 mm | M6 | 50 mm | 3,000 N |
| MFP138 | 586716 | 128 – 138 mm | M8, M10 | 23 mm | 2.00 mm | M6 | 50 mm | 3,000 N |
| MFP148 | 586717 | 138 – 148 mm | M8, M10 | 25 mm | 2.00 mm | M6 | 50 mm | 3,200 N |
| MFP160 | 586718 | 150 – 160 mm | M8, M10 | 25 mm | 2.00 mm | M6 | 50 mm | 3,200 N |
| MFP170 | 586719 | 160 – 170 mm | M8, M10 | 25 mm | 2.00 mm | M6 | 50 mm | 3,200 N |
| MFP200 | 586720 | 190 – 200 mm | M8, M10 | 27 mm | 2.25 mm | M6 | 50 mm | 3,600 N |
| MFP215 | 586721 | 205 – 215 mm | M8, M10 | 27 mm | 2.25 mm | M6 | 50 mm | 3,600 N |

Lining is EPDM rubber.



Works great with




Nuts and T-Bolts



Quick Strut Nut with Stud

nVent CADDY Macrofix Plumbing Solutions

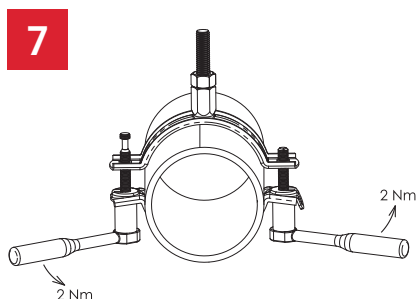
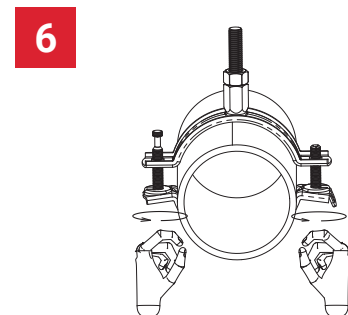
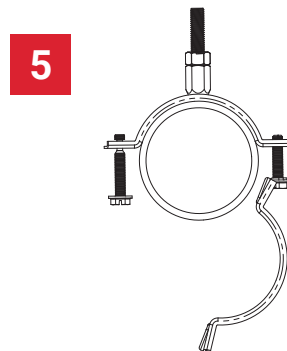
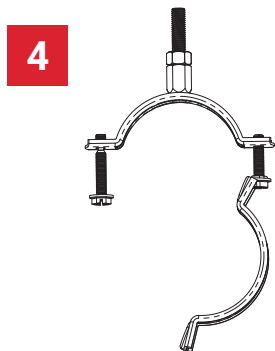
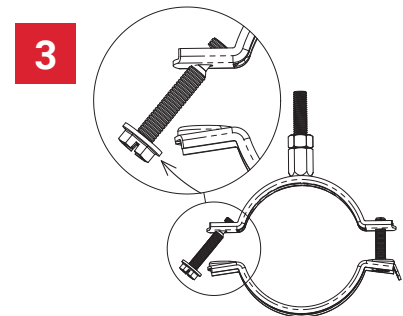
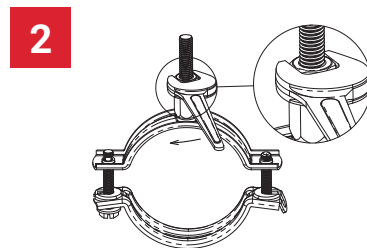
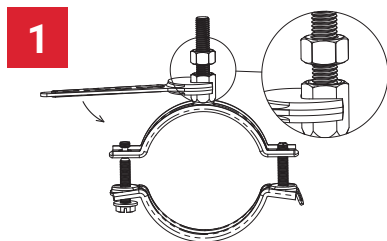
nVent CADDY Macrofix Plus – Non-Insulated



COMPETITIVE ADVANTAGES


| Feature/Benefit | nVent CADDY Macrofix Plus | Competitor | | | |
|--|---------------------------|------------|---------------|-----|-----|
| | | "W" | "M" | "S" | "H" |
| Increased opening angle easily accommodates all standard-sized pipes | ✓ | ✗ | | | ✗ |
| Quick locking system prevents the hanger from accidentally opening when pipe is moved or adjusted | ✓ | ✓ | | | ✓ |
| Quick locking system easily closes with one hand | ✓ | ✓ | | | ✓ |
| Thread impression retains quick locking captive screw and prevents it from falling out during installation | ✓ | ✓ | | | ✓ |
| Combo head bolt works with slotted, hex, or Phillips drivers | ✓ | ✗ | No equivalent | | ✗ |
| Longer ears position the screw farther from the hanger, improving tool clearance when the screw is tightened | ✓ | ✗ | | | ✗ |
| Combination nut can be attached to M8 or M10 threaded rod, simplifying material handling | ✓ | ✓ | | | ✓ |
| 3rd party approved test loads are higher, increasing hanger spacing | 🔒 | 🔒 | | | 🔒 |

INSTALLATION STEPS



nVent CADDY Macrofix Plumbing Solutions

nVent CADDY Macrofix Plus – Non-Insulated



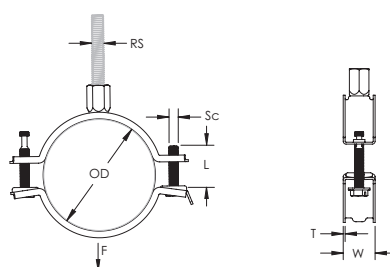
FEATURES

- Increased opening angle easily accommodates all standard-sized pipes
- Quick locking system prevents the hanger from accidentally opening when pipe is moved or adjusted
- Quick locking system easily closes with one hand
- Thread impression retains quick locking captive screw and prevents it from falling out during installation
- Combo head bolt works with slotted, hex, or Phillips drivers
- Longer ears position the screw farther from the hanger, improving tool clearance when the screw is tightened
- Combination nut can be attached to M8 or M10 threaded rod, simplifying material handling
- Screw length has been optimized to accommodate an increased pipe range, reducing inventory

Material: Steel
Finish: Electrogalvanized


































| Part Number | Article Number | Outer Diameter OD | Rod Size RS | Width W | Thickness T | Screw Diameter Sc | Screw Length L | Static Load F |
|-------------|----------------|-------------------|-------------|---------|-------------|-------------------|----------------|---------------|
| MFZ019 | 586801 | 15 – 19 mm | M8, M10 | 20 mm | 1.00 mm | M6 | 27 mm | 1,000 N |
| MFZ023 | 586802 | 19 – 23 mm | M8, M10 | 20 mm | 1.00 mm | M6 | 27 mm | 1,000 N |
| MFZ029 | 586803 | 23 – 29 mm | M8, M10 | 20 mm | 1.00 mm | M6 | 32 mm | 1,000 N |
| MFZ035 | 586804 | 29 – 35 mm | M8, M10 | 20 mm | 1.00 mm | M6 | 32 mm | 1,000 N |
| MFZ041 | 586805 | 35 – 41 mm | M8, M10 | 20 mm | 1.00 mm | M6 | 32 mm | 1,000 N |
| MFZ048 | 586806 | 41 – 48 mm | M8, M10 | 20 mm | 1.00 mm | M6 | 32 mm | 1,000 N |
| MFZ055 | 586807 | 49 – 55 mm | M8, M10 | 21 mm | 1.25 mm | M6 | 32 mm | 1,500 N |
| MFZ062 | 586808 | 54 – 62 mm | M8, M10 | 21 mm | 1.25 mm | M6 | 32 mm | 1,500 N |
| MFZ072 | 586809 | 62 – 72 mm | M8, M10 | 21 mm | 1.25 mm | M6 | 37 mm | 1,500 N |
| MFZ083 | 586810 | 73 – 83 mm | M8, M10 | 23 mm | 1.50 mm | M6 | 37 mm | 2,000 N |
| MFZ093 | 586811 | 83 – 93 mm | M8, M10 | 23 mm | 1.50 mm | M6 | 37 mm | 2,000 N |
| MFZ103 | 586812 | 93 – 103 mm | M8, M10 | 23 mm | 1.75 mm | M6 | 37 mm | 2,500 N |
| MFZ113 | 586813 | 103 – 113 mm | M8, M10 | 23 mm | 1.75 mm | M6 | 37 mm | 2,500 N |
| MFZ123 | 586814 | 113 – 123 mm | M8, M10 | 23 mm | 1.75 mm | M6 | 37 mm | 2,500 N |
| MFZ133 | 586815 | 123 – 133 mm | M8, M10 | 23 mm | 2.00 mm | M6 | 40 mm | 3,000 N |
| MFZ143 | 586816 | 133 – 143 mm | M8, M10 | 23 mm | 2.00 mm | M6 | 40 mm | 3,000 N |
| MFZ153 | 586817 | 143 – 153 mm | M8, M10 | 25 mm | 2.00 mm | M6 | 40 mm | 3,200 N |
| MFZ165 | 586818 | 155 – 165 mm | M8, M10 | 25 mm | 2.00 mm | M6 | 40 mm | 3,200 N |
| MFZ175 | 586819 | 165 – 175 mm | M8, M10 | 25 mm | 2.00 mm | M6 | 40 mm | 3,200 N |
| MFZ205 | 586820 | 195 – 205 mm | M8, M10 | 27 mm | 2.25 mm | M6 | 40 mm | 3,600 N |
| MFZ220 | 586821 | 210 – 220 mm | M8, M10 | 27 mm | 2.25 mm | M6 | 40 mm | 3,600 N |



nVent CADDY Macrofix Plumbing Solutions

Related Products

A complete range of structural attachments constitute a full solution for plumbing applications on any type of structure:

| Ceiling Structure | | | | | | | Wall Structure | | | |
|---|---|---|---|---|---|---|--|---|---|---|
| Slab | Concrete Hollow Core | Metal Decking | Beam | Metallic Purlin | Metal Decking | Wood | Concrete | Brick | Metallic | Wood |
|  |  |  |  |  |  |  |  |  |  |  |
|  |  |  |  |  |  |  |  |  |  |  |
| <u>BSZ-M Concrete Screw</u> | <u>Flanged Drop-In Anchor</u> | <u>GTD Dovetail Deck Hangers</u> | <u>Beam Clamps and Accessories</u> | <u>Purlin Clamps and Clips</u> | <u>TBH Trapezoidal Deck Hangers</u> | <u>VDF TORX Wood-to-Metal Screw with TORX® Head</u> | <u>Bolt Expansion Anchor</u> | <u>Drop-In Anchor</u> | <u>MTVB Gravity Toggle with Rubber Washer</u> | <u>VDF C Wood-to-Metal Dowel Screw with Collar</u> |
|  |  |  |  | |  |  |  |  | |  |
| <u>Bolt Expansion Anchor</u> | <u>Brass Expansion Anchor</u> | <u>HW Wedge Nut for Dovetail Deck Hanger</u> | <u>Beam Clamp with Swivel</u> | | <u>MTVB Gravity Toggle with Rubber Washer</u> | <u>VDF C Wood-to-Metal Dowel Screw with Collar</u> | <u>BSZ-M Concrete Screw</u> | <u>Brass Expansion Anchor</u> | | <u>VDF TORX Wood-to-Metal Screw with TORX® Head</u> |

NVENT CADDY SUPERFIX



One-screw pipe clamp with easy closing mechanism that can be quickly installed with one hand.

NVENT CADDY HEAVY DUTY PIPE CLAMP



Comprehensive range of high-load capacity pipe clamps for heavy-duty plumbing applications, including fire/sprinkler installations for the non-insulated version.

NVENT CADDY LOOP HANGERS



Wide range of hangers, ideal for suspending stationary, non-insulated pipelines, including CPVC pipes in fire sprinkler system.

NVENT CADDY USC UNIVERSAL STRUT CLAMP FOR PIPE/CONDUIT



Quick clamping solution for pipes onto strut channel.

NVENT CADDY PYRAMID ROOFTOP SYSTEMS



Unique labor saving solution for supporting mechanical applications on a variety of roof surface.

nVent CADDY Macrofix Plumbing Solutions

Technical Information – Insulated Pipe Clamps

WHICH CLAMP FIT WHICH PIPE?

Steel

| ø Pipe D | | Supply Pipes/Pressure Pipes | | Drain Pipes | | nVent CADDY | | | |
|----------|--------|------------------------------|--------------------------------|-------------------------------|--------------------|-----------------------|---------------------------|-------------------------------------|-------------------------|
| [DN, NB] | ["] | EN 10225M | EN 10220 | DIN 19500 | DIN 19522 | Macrofix M8 Insulated | Macrofix M8/M10 Insulated | Macrofix, Stainless Steel Insulated | Macrofix Plus Insulated |
| | | Seamless Pipes for Threading | Seamless or Welded Steel Pipes | Drainage Pipes, GA, Cast Iron | SML Drainage Pipes | | | | |
| | | ø Outside D mm | ø Outside D mm | ø Outside D mm | ø Outside D mm | | | | |
| 6 | - | - | 10.2 | - | - | - | - | - | - |
| 8 | 1/4" | 13.5 | 13.5 | - | - | 586201 | 586001 | 586301 | 586701 |
| - | - | - | 16.0 | - | - | 586202 | 586002 | 586302 | 586702 |
| 10 | 3/8" | 17.2 | 17.2 | - | - | | | | |
| - | - | - | 20.0 | - | - | | | | |
| 15 | 1/2" | 21.3 | 21.3 | - | - | 586203 | 586003 | 586303 | 586703 |
| - | - | - | 25.0 | - | - | | | | |
| 20 | 3/4" | 26.9 | 26.9 | - | - | 586204 | 586004 | 586304 | 586704 |
| - | - | - | 30.0 | - | - | | | | |
| - | - | - | 31.8 | - | - | | | | |
| 25 | 1" | 33.7 | 33.7 | - | - | 586205 | 586005 | 586305 | 586705 |
| - | - | - | 38.0 | - | - | | | | |
| 32 | 1-1/4" | 42.4 | 42.4 | - | - | 586206 | 586006 | 586306 | 586706 |
| - | - | - | 44.5 | - | - | | | | |
| 40 | 1-1/2" | 48.3 | 48.3 | - | 48.0 | 586207 | 586007 | 586307 | 586707 |
| - | - | - | 51.0 | - | - | | | | |
| - | - | - | 57.0 | - | - | 586208 | 586008 | 586308 | 586708 |
| 50 | 2" | 60.3 | 60.3 | 60.0 | 58.0 | 586209 | 586009 | 586309 | 586709 |
| - | - | - | 63.5 | - | - | | | | |
| - | - | - | 70.0 | - | - | | | | |
| 65 | 2-1/2" | 76.1 | 76.1 | - | - | | 586010 | 586310 | 586710 |
| 70 | - | - | - | - | 78.0 | | | | |
| - | - | - | - | 80.0 | - | | | | |
| - | - | - | 82.5 | - | - | | 586011 | 586311 | 586711 |
| 80 | 3" | 88.9 | 88.9 | - | 83.0 | | 586012 | 586312 | 586712 |
| - | - | - | 101.6 | - | - | | | | |
| - | - | - | 108.0 | - | - | | 586013 | 586313 | 586713 |
| 100 | 4" | 114.3 | 114.3 | 112.0 | 110.0 | | 586014 | 586314 | 586714 |
| - | - | - | 127.0 | - | - | | 586015 | 586315 | 586715 |
| - | - | - | 133.0 | - | - | | | | |
| 125 | 5" | - | - | 137.0 | 135.0 | | 586016 | 586316 | 586716 |
| - | - | 139.7 | 139.7 | - | - | | 586017 | 586317 | 586717 |
| - | - | - | 152.4 | - | - | | | | |
| - | - | - | 159.0 | - | 160.0 | | 586018 | 586318 | 586718 |
| - | - | - | - | 162.0 | - | | | | |
| 150 | 6" | 165.1 | 168.3 | - | - | | 586019 | 586319 | 586719 |
| - | - | - | 177.8 | - | - | | | | |
| - | - | - | 193.7 | - | - | | 586020 | 586320 | 586720 |
| 200 | 8" | - | - | 212.0 | 210.0 | | 586021 | 586321 | 586721 |
| - | - | - | 219.1 | - | - | | 586022 | 586322 | - |
| - | - | - | 244.5 | - | - | | 586023 | - | - |
| 250 | 10" | - | 273.0 | - | 274.0 | | 586024 | - | - |

Load capacity allows to use pipe's max span.

Note 1: The Maximum hanger span depends on the specific pipe-type and manufacturer.

Note 2: All nVent CADDY Macrofix Ranges above allow to use the pipe's max span except:

- 586322 for DN 200 [219.1 mm OD] pipe according to EN 10220 (Seamless Steel Pipe)
- 586022 for DN 200 [219.1 mm OD] pipe according to EN 10220 (Seamless Steel Pipe)
- 586023 for 244.5 mm OD pipe according to EN 10220 (Seamless or Welded Steel Pipe)
- 586024 for DN 250 [273.0 mm OD] pipe according to EN 10220 (Seamless or Welded Steel Pipe)

nVent CADDY Macrofix Plumbing Solutions

Technical Information – Insulated Pipe Clamps

WHICH CLAMP FIT WHICH PIPE?

Copper

| ø Pipe D | | Plumbing Pipes | nVent CADDY | | |
|----------|--------|----------------|-----------------------|---------------------------|-------------------------|
| | | DIN 1057 | | | |
| [DN, NB] | ["] | Copper Tube | Macrofix M8 Insulated | Macrofix M8/M10 Insulated | Macrofix Plus Insulated |
| | | ø Outside D mm | | | |
| - | - | 10.0 | - | - | - |
| 10 | 3/8" | 12.0 | 586201 | 586001 | 586701 |
| 12 | - | 15.0 | 586202 | 586002 | 586702 |
| 15 | 1/2" | 18.0 | | | |
| 20 | 3/4" | 22.0 | 586203 | 586003 | 586703 |
| 25 | 1" | 28.0 | 586204 | 586004 | 586704 |
| 32 | 1-1/4" | 35.0 | 586205 | 586005 | 586705 |
| 40 | 1-1/2" | 42.0 | 586206 | 586006 | 586706 |
| 50 | 2" | 54.0 | 586208 | 586008 | 586708 |
| - | - | 64.0 | 586209 | 586009 | 586709 |
| 65 | 2-1/2" | 76.1 | - | 586010 | 586710 |
| 80 | 3" | 88.9 | - | 586012 | 586712 |
| - | - | 108.0 | - | 586013 | 586713 |
| - | - | 133.0 | - | 586016 | 586716 |
| - | - | 159.0 | - | 586018 | 586718 |
| - | - | 219.0 | - | 586022 | - |
| - | - | 267.0 | - | 586024 | - |

 Load capacity allows to use pipe's max span.

Note 1: The Maximum hanger span depends on the specific pipe-type and manufacturer.

Note 2: All Macrofix Ranges above allow to use the pipe's max span.

nVent CADDY Macrofix Plumbing Solutions

Technical Information – Insulated Pipe Clamps

WHICH CLAMP FIT WHICH PIPE?

Plastic

| ø Pipe D | | Drain Pipes | | | nVent CADDY | | |
|----------|--------|---------------------|---------------------|--------------------|-----------------------|---------------------------|-------------------------|
| | | DIN 8062 - Series 3 | DIN 8062 - Series 5 | DIN 19535 | | | |
| [DN, NB] | ["] | PVC Drainage Pipes | PVC Drainage Pipes | PVC Drainage Pipes | Macrofix M8 Insulated | Macrofix M8/M10 Insulated | Macrofix Plus Insulated |
| | | ø Outside D mm | ø Outside D mm | ø Outside D mm | | | |
| 10 | 3/8" | - | 16.0 | - | 586202 | 586002 | 586702 |
| 15 | 1/2" | - | 20.0 | - | 586203 | 586003 | 586703 |
| 20 | 3/4" | - | 25.0 | - | 586205 | 586005 | 586705 |
| 25 | 1" | - | 32.0 | 32.0 | 586206 | 586006 | 586706 |
| 32 | 1-1/4" | 40.0 | 40.0 | 40.0 | 586207 | 586007 | 586707 |
| 40 | 1-1/2" | 50.0 | 50.0 | 50.0 | 586208 | 586008 | 586708 |
| - | - | - | - | 56.0 | 586209 | 586009 | 586709 |
| 50 | 2" | 63.0 | 63.0 | 63.0 | - | 586010 | 586710 |
| 70 | - | 75.0 | 75.0 | 75.0 | - | 586012 | 586712 |
| 80 | 3" | 90.0 | 90.0 | 90.0 | - | 586014 | 586714 |
| 100 | 4" | 110.0 | 110.0 | 110.0 | - | 586015 | 586715 |
| - | - | - | - | 125.0 | - | 586017 | 586717 |
| 125 | 5" | 125.0 | 125.0 | - | - | 586018 | 586718 |
| - | - | - | - | 140.0 | - | - | - |
| 150 | 6" | 160.0 | 160.0 | 160.0 | - | 586020 | 586720 |
| - | - | 180.0 | 180.0 | - | - | - | - |
| - | - | 200.0 | 200.0 | - | - | 586022 | - |
| 200 | 8" | - | - | 200.0 | - | 586023 | - |
| - | - | 225.0 | 225.0 | - | - | - | - |
| - | - | 250.0 | 250.0 | 250.0 | - | - | - |
| - | - | 280.0 | 280.0 | - | - | - | - |
| - | - | 315.0 | 315.0 | 315.0 | - | 586025 | - |

Load capacity allows to use pipe's max span.

Note 1: The Maximum hanger span depends on the specific pipe-type and manufacturer.

Note 2: All Macrofix Ranges above allow to use the pipe's max span.

nVent CADDY Macrofix Plumbing Solutions

Technical Information – Non-Insulated Pipe Clamps

WHICH CLAMP FIT WHICH PIPE?

Steel

| ø Pipe D [DN, NB] | ["] | Supply Pipes/ Pressure Pipes | | Insulation Thickness (mm) | | | | | | | | nVent CADDY Macrofix M8/M10 Non-Insulated | | |
|----------------------|--------|---------------------------------|-------------------|---|------------------------------------|-------|-------|-------|-------|-------|--------|---|----|----|
| | | EN 10225M | EN 10220 | Seamless or Welded Steel Pipes | Seamless Pipes for Threading | 13 | 19 | 25 | 30 | 32 | 40 | 50 | 13 | 19 |
| | | ø Outside D mm | ø Outside D mm | | | | | | | | | | | |
| 6 | - | - | 10.2 | 36.2 | 48.2 | 60.2 | 70.2 | 74.2 | 90.2 | 110.2 | 586105 | 586107 | | |
| 8 | 1/4" | 13.5 | 13.5 | 39.5 | 51.5 | 63.5 | 73.5 | 77.5 | 93.5 | 113.5 | 586105 | 586107 | | |
| - | - | - | 16.0 | 42.0 | 54.0 | 66.0 | 76.0 | 80.0 | 96.0 | 116.0 | 586106 | 586107 | | |
| 10 | 3/8" | 17.2 | 17.2 | 43.2 | 55.2 | 67.2 | 77.2 | 81.2 | 97.2 | 117.2 | 586106 | 586108 | | |
| - | - | - | 20.0 | 46.0 | 58.0 | 70.0 | 80.0 | 84.0 | 100.0 | 120.0 | 586106 | 586108 | | |
| 15 | 1/2" | 21.3 | 21.3 | 47.3 | 59.3 | 71.3 | 81.3 | 85.3 | 101.3 | 121.3 | 586106 | 586108 | | |
| - | - | - | 25.0 | 51.0 | 63.0 | 75.0 | 85.0 | 89.0 | 105.0 | 125.0 | 586107 | 586109 | | |
| 20 | 3/4" | 26.9 | 26.9 | 52.9 | 64.9 | 76.9 | 86.9 | 90.9 | 106.9 | 126.9 | 586107 | 586109 | | |
| - | - | - | 30.0 | 56.0 | 68.0 | 80.0 | 90.0 | 94.0 | 110.0 | 130.0 | 586108 | 586109 | | |
| - | - | - | 31.8 | 57.8 | 69.8 | 81.8 | 91.8 | 95.8 | 111.8 | 131.8 | 586108 | 586109 | | |
| 25 | 1" | 33.7 | 33.7 | 59.7 | 71.7 | 83.7 | 93.7 | 97.7 | 113.7 | 133.7 | 586108 | 586109 | | |
| - | - | - | 38.0 | 64.0 | 76.0 | 88.0 | 98.0 | 102.0 | 118.0 | 138.0 | 586109 | 586110 | | |
| 32 | 1-1/4" | 42.4 | 42.4 | 68.4 | 80.4 | 92.4 | 102.4 | 106.4 | 122.4 | 142.4 | 586109 | 586110 | | |
| - | - | - | 44.5 | 70.5 | 82.5 | 94.5 | 104.5 | 108.5 | 124.5 | 144.5 | 586109 | 586110 | | |
| 40 | 1-1/2" | 48.3 | 48.3 | 74.3 | 86.3 | 98.3 | 108.3 | 112.3 | 128.3 | 148.3 | 586110 | 586111 | | |
| - | - | - | 51.0 | 77.0 | 89.0 | 101.0 | 111.0 | 115.0 | 131.0 | 151.0 | 586110 | 586111 | | |
| - | - | - | 57.0 | 83.0 | 95.0 | 107.0 | 117.0 | 121.0 | 137.0 | 157.0 | 586110 | 586112 | | |
| 50 | 2" | 60.3 | 60.3 | 86.3 | 98.3 | 110.3 | 120.3 | 124.3 | 140.3 | 160.3 | 586111 | 586112 | | |
| - | - | - | 63.5 | 89.5 | 101.5 | 113.5 | 123.5 | 127.5 | 143.5 | 163.5 | 586111 | 586112 | | |
| - | - | - | 70.0 | 96.0 | 108.0 | 120.0 | 130.0 | 134.0 | 150.0 | 170.0 | 586112 | 586113 | | |
| 65 | 2-1/2" | 76.1 | 76.1 | 102.1 | 114.1 | 126.1 | 136.1 | 140.1 | 156.1 | 176.1 | 586112 | 586114 | | |
| - | - | - | 82.5 | 108.5 | 120.5 | 132.5 | 142.5 | 146.5 | 162.5 | 182.5 | 586113 | 586114 | | |
| 80 | 3" | 88.9 | 88.9 | 114.9 | 126.9 | 138.9 | 148.9 | 152.9 | 168.9 | 188.9 | 586114 | 586115 | | |
| - | - | - | 101.6 | 127.6 | 139.6 | 151.6 | 161.6 | 165.6 | 181.6 | 201.6 | 586115 | 586116 | | |
| - | - | - | 108.0 | 134.0 | 146.0 | 158.0 | 168.0 | 172.0 | 188.0 | 208.0 | 586116 | 586117 | | |
| 100 | 4" | 114.3 | 114.3 | 140.3 | 152.3 | 164.3 | 174.3 | 178.3 | 194.3 | 214.3 | 586116 | 586117 | | |
| - | - | - | 127.0 | 153.0 | 165.0 | 177.0 | 187.0 | 191.0 | 207.0 | 227.0 | 586117 | 586118 | | |
| - | - | - | 133.0 | 159.0 | 171.0 | 183.0 | 193.0 | 197.0 | 213.0 | 233.0 | 586118 | 586119 | | |
| 125 | 5" | 139.7 | 139.7 | 165.7 | 177.7 | 189.7 | 199.7 | 203.7 | 219.7 | 239.7 | 586119 | - | | |
| - | - | - | 152.4 | 178.4 | 190.4 | 202.4 | 212.4 | 216.4 | 232.4 | 252.4 | - | - | | |
| - | - | - | 159.0 | 185.0 | 197.0 | 209.0 | 219.0 | 223.0 | 239.0 | 259.0 | - | 586120 | | |
| 150 | 6" | 165.1 | 168.3 | 194.3 | 206.3 | 218.3 | 228.3 | 232.3 | 248.3 | 268.3 | - | - | | |
| - | - | - | 177.8 | 203.8 | 215.8 | 227.8 | 237.8 | 241.8 | 257.8 | 277.8 | 586120 | 586121 | | |
| - | - | - | 193.7 | 219.7 | 231.7 | 243.7 | 253.7 | 257.7 | 273.7 | 293.7 | 586121 | - | | |
| 200 | 8" | - | 219.1 | 245.1 | 257.1 | 269.1 | 279.1 | 283.1 | 299.1 | 319.1 | 586123 | - | | |

Most popular combination
 Uncommon combination

Note: The Maximum hanger span depends on the specific pipe-type and manufacturer.

XXX Combination covered with the nVent CADDY 2-Screw Non-Insulated Pipe Hanger Range.*

XXX Combination not covered with the nVent CADDY 2-Screw Non-Insulated Pipe Hanger Range.*

* nVent CADDY Macrofix M8/M10, Macrofix Plus EZ with Easy Closure, Macrofix EZ with easy closure, HD NI and PX NI Heavy Duty Pipe Clamps.

nVent CADDY Macrofix Plumbing Solutions

Technical Information – Non-Insulated Pipe Clamps

| | | | | | | nVent CADDY Macrofix Plus Non-Insulated | | | | | | |
|--|--------|--------|--------|--------|--------|--|--------|--------|--------|--------|--------|--------|
| | 25 | 30 | 32 | 40 | 50 | 13 | 19 | 25 | 30 | 32 | 40 | 50 |
| | 586108 | 586109 | 586110 | 586111 | 586113 | 586805 | 586807 | 586808 | 586809 | 586810 | 586811 | 586813 |
| | 586109 | 586110 | 586110 | 586112 | 586114 | 586805 | 586807 | 586809 | 586810 | 586810 | 586812 | 586814 |
| | 586109 | 586110 | 586110 | 586112 | 586114 | 586806 | 586807 | 586809 | 586810 | 586810 | 586812 | 586814 |
| | 586109 | 586110 | 586110 | 586112 | 586114 | 586806 | 586808 | 586809 | 586810 | 586810 | 586812 | 586814 |
| | 586109 | 586110 | 586111 | 586112 | 586114 | 586806 | 586808 | 586809 | 586810 | 586811 | 586812 | 586814 |
| | 586109 | 586110 | 586111 | 586112 | 586114 | 586806 | 586808 | 586809 | 586810 | 586811 | 586812 | 586814 |
| | 586110 | 586111 | 586111 | 586113 | 586115 | 586807 | 586809 | 586810 | 586811 | 586811 | 586813 | 586815 |
| | 586110 | 586111 | 586111 | 586113 | 586115 | 586807 | 586809 | 586810 | 586811 | 586811 | 586813 | 586815 |
| | 586110 | 586111 | 586112 | 586113 | 586115 | 586808 | 586809 | 586810 | 586811 | 586812 | 586813 | 586815 |
| | 586110 | 586111 | 586112 | 586113 | 586115 | 586808 | 586809 | 586810 | 586811 | 586812 | 586813 | 586815 |
| | 586111 | 586112 | 586112 | 586114 | 586116 | 586808 | 586809 | 586811 | 586812 | 586812 | 586814 | 586816 |
| | 586111 | 586112 | 586112 | 586114 | 586116 | 586809 | 586810 | 586811 | 586812 | 586812 | 586814 | 586816 |
| | 586111 | 586112 | 586113 | 586114 | 586116 | 586809 | 586810 | 586811 | 586812 | 586813 | 586814 | 586816 |
| | 586112 | 586113 | 586113 | 586115 | 586117 | 586809 | 586810 | 586812 | 586813 | 586813 | 586815 | 586817 |
| | 586112 | 586113 | 586113 | 586115 | 586117 | 586810 | 586811 | 586812 | 586813 | 586813 | 586815 | 586817 |
| | 586112 | 586113 | 586114 | 586115 | 586117 | 586810 | 586811 | 586812 | 586813 | 586814 | 586815 | 586817 |
| | 586113 | 586114 | 586114 | 586116 | 586118 | 586810 | 586812 | 586813 | 586814 | 586814 | 586816 | 586818 |
| | 586113 | 586114 | 586115 | 586116 | 586118 | 586811 | 586812 | 586813 | 586814 | 586815 | 586816 | 586818 |
| | 586114 | 586115 | 586115 | 586117 | 586118 | 586811 | 586812 | 586814 | 586815 | 586815 | 586817 | 586818 |
| | 586114 | 586115 | 586116 | 586117 | 586119 | 586812 | 586813 | 586814 | 586815 | 586816 | 586817 | 586819 |
| | 586115 | 586116 | 586116 | 586118 | - | 586812 | 586814 | 586815 | 586816 | 586816 | 586818 | - |
| | 586115 | 586116 | 586117 | 586118 | - | 586813 | 586814 | 586815 | 586816 | 586817 | 586818 | - |
| | 586116 | 586117 | 586117 | 586119 | - | 586814 | 586815 | 586816 | 586817 | 586817 | 586819 | - |
| | 586117 | 586118 | 586119 | - | 586120 | 586815 | 586816 | 586817 | 586818 | 586819 | - | 586820 |
| | 586118 | 586119 | 586119 | - | - | 586816 | 586817 | 586818 | 586819 | 586819 | - | - |
| | 586118 | 586119 | - | - | 586121 | 586816 | 586817 | 586818 | 586819 | - | - | 586821 |
| | - | - | - | - | 586122 | 586817 | 586818 | - | - | - | - | - |
| | - | - | 586120 | 586121 | - | 586818 | 586819 | - | - | 586820 | 586821 | - |
| | - | 586120 | 586120 | 586121 | - | 586819 | - | - | 586820 | 586820 | 586821 | - |
| | 586120 | 586121 | 586121 | - | 586123 | - | - | 586820 | 586821 | 586821 | - | - |
| | - | 586121 | 586122 | - | - | - | 586820 | - | 586821 | - | - | - |
| | 586121 | 586122 | - | 586123 | - | - | - | 586821 | - | - | - | - |
| | 586122 | - | - | - | 586124 | 586820 | - | - | - | - | - | - |
| | - | 586123 | - | 586124 | - | 586821 | - | - | - | - | - | - |
| | - | 586124 | - | - | 586125 | 586823 | - | - | - | - | - | - |

nVent CADDY Macrofix Plumbing Solutions

Technical Information – Non-Insulated Pipe Clamps

WHICH CLAMP FIT WHICH PIPE?

Copper

| ø Pipe D | | Plumbing Pipes | | Insulation Thickness (mm) | | | | | | | nVent CADDY Macrofix M8/M10 Non-Insulated | | |
|----------|--------|----------------|-------|---------------------------|-------|-------|-------|-------|-------|--------|---|----|----|
| [DN, NB] | ["] | DIN 1057 | | | | | | | | | | 13 | 19 |
| | | Copper Tube | | | | | | | | | | | |
| | | ø Outside D mm | 13 | 19 | 25 | 30 | 32 | 40 | 50 | | | | |
| - | - | 10.0 | 36.0 | 48.0 | 60.0 | 70.0 | 74.0 | 90.0 | 110.0 | 586105 | 586106 | | |
| 10 | 3/8" | 12.0 | 38.0 | 50.0 | 62.0 | 72.0 | 76.0 | 92.0 | 112.0 | 586105 | 586107 | | |
| 12 | - | 15.0 | 41.0 | 53.0 | 65.0 | 75.0 | 79.0 | 95.0 | 115.0 | 586105 | 586107 | | |
| 15 | 1/2" | 18.0 | 44.0 | 56.0 | 68.0 | 78.0 | 82.0 | 98.0 | 118.0 | 586106 | 586108 | | |
| 20 | 3/4" | 22.0 | 48.0 | 60.0 | 72.0 | 82.0 | 86.0 | 102.0 | 122.0 | 586106 | 586108 | | |
| 25 | 1" | 28.0 | 54.0 | 66.0 | 78.0 | 88.0 | 92.0 | 108.0 | 128.0 | 586107 | 586109 | | |
| 32 | 1-1/4" | 35.0 | 61.0 | 73.0 | 85.0 | 95.0 | 99.0 | 115.0 | 135.0 | 586108 | 586110 | | |
| 40 | 1-1/2" | 42.0 | 68.0 | 80.0 | 92.0 | 102.0 | 106.0 | 122.0 | 142.0 | 586109 | 586110 | | |
| 50 | 2" | 54.0 | 80.0 | 92.0 | 104.0 | 114.0 | 118.0 | 134.0 | 154.0 | 586110 | 586111 | | |
| - | - | 64.0 | 90.0 | 102.0 | 114.0 | 124.0 | 128.0 | 144.0 | 164.0 | 586111 | 586112 | | |
| 65 | 2-1/2" | 76.1 | 102.1 | 114.1 | 126.1 | 136.1 | 140.1 | 156.1 | 176.1 | 586112 | 586114 | | |
| 80 | 3" | 88.9 | 114.9 | 126.9 | 138.9 | 148.9 | 152.9 | 168.9 | 188.9 | 586114 | 586115 | | |
| - | - | 108.0 | 134.0 | 146.0 | 158.0 | 168.0 | 172.0 | 188.0 | 208.0 | 586116 | 586117 | | |
| - | - | 133.0 | 159.0 | 171.0 | 183.0 | 193.0 | 197.0 | 213.0 | 233.0 | 586118 | 586119 | | |
| - | - | 159.0 | 185.0 | 197.0 | 209.0 | 219.0 | 223.0 | 239.0 | 259.0 | 586120 | 586120 | | |
| - | - | 219.0 | 245.0 | 257.0 | 269.0 | 279.0 | 283.0 | 299.0 | 319.0 | 586123 | - | | |
| - | - | 267.0 | 293.0 | 305.0 | 317.0 | 327.0 | 331.0 | 347.0 | 367.0 | - | - | | |

- Most popular combination
- Uncommon combination

Note: The Maximum hanger span depends on the specific pipe-type and manufacturer.

XXX Combination covered with the nVent CADDY 2-Screw Non-Insulated Pipe Hanger Range.*

XXX Combination not covered with the nVent CADDY 2-Screw Non-Insulated Pipe Hanger Range.*

* nVent CADDY Macrofix M8/M10, Macrofix Plus EZ with Easy Closure, Macrofix EZ with easy closure, HD NI and PX NI Heavy Duty Pipe Clamps.

nVent CADDY Macrofix Plumbing Solutions

Technical Information – Non-Insulated Pipe Clamps

| | | | | | | nVent CADDY Macrofix Plus Non-Insulated | | | | | | |
|--|--------|--------|--------|--------|--------|--|--------|--------|--------|--------|--------|--------|
| | 25 | 30 | 32 | 40 | 50 | 13 | 19 | 25 | 30 | 32 | 40 | 50 |
| | 586108 | 586109 | 586110 | 586111 | 586113 | 586805 | 586806 | 586808 | 586809 | 586810 | 586811 | 586813 |
| | 586108 | 586109 | 586110 | 586111 | 586113 | 586805 | 586807 | 586808 | 586809 | 586810 | 586811 | 586813 |
| | 586109 | 586110 | 586110 | 586112 | 586114 | 586805 | 586807 | 586809 | 586810 | 586810 | 586812 | 586814 |
| | 586109 | 586110 | 586110 | 586112 | 586114 | 586806 | 586808 | 586809 | 586810 | 586810 | 586812 | 586814 |
| | 586109 | 586110 | 586111 | 586112 | 586114 | 586806 | 586808 | 586809 | 586810 | 586811 | 586812 | 586814 |
| | 586110 | 586111 | 586111 | 586113 | 586115 | 586807 | 586809 | 586810 | 586811 | 586811 | 586813 | 586815 |
| | 586111 | 586112 | 586112 | 586114 | 586116 | 586808 | 586810 | 586811 | 586812 | 586812 | 586814 | 586816 |
| | 586111 | 586112 | 586113 | 586114 | 586116 | 586809 | 586810 | 586811 | 586812 | 586813 | 586814 | 586816 |
| | 586113 | 586114 | 586114 | 586116 | - | 586810 | 586811 | 586813 | 586814 | 586814 | 586816 | - |
| | 586114 | 586115 | 586115 | 586117 | 586118 | 586811 | 586812 | 586814 | 586815 | 586815 | 586817 | 586818 |
| | 586115 | 586116 | 586116 | 586118 | - | 586812 | 586814 | 586815 | 586816 | 586816 | 586818 | - |
| | 586116 | 586117 | 586117 | 586119 | - | 586814 | 586815 | 586816 | 586817 | 586817 | 586819 | - |
| | 586118 | 586119 | 586119 | - | - | 586816 | 586817 | 586818 | 586819 | 586819 | - | - |
| | - | - | 586120 | 586121 | - | 586818 | 586819 | - | - | 586820 | 586821 | - |
| | - | 586121 | 586122 | - | - | 586820 | 586820 | - | 586821 | - | - | - |
| | - | 586124 | - | - | 586125 | - | - | - | - | - | - | - |
| | 586125 | - | - | - | - | - | - | - | - | - | - | - |

nVent CADDY Macrofix Ventilation Solutions

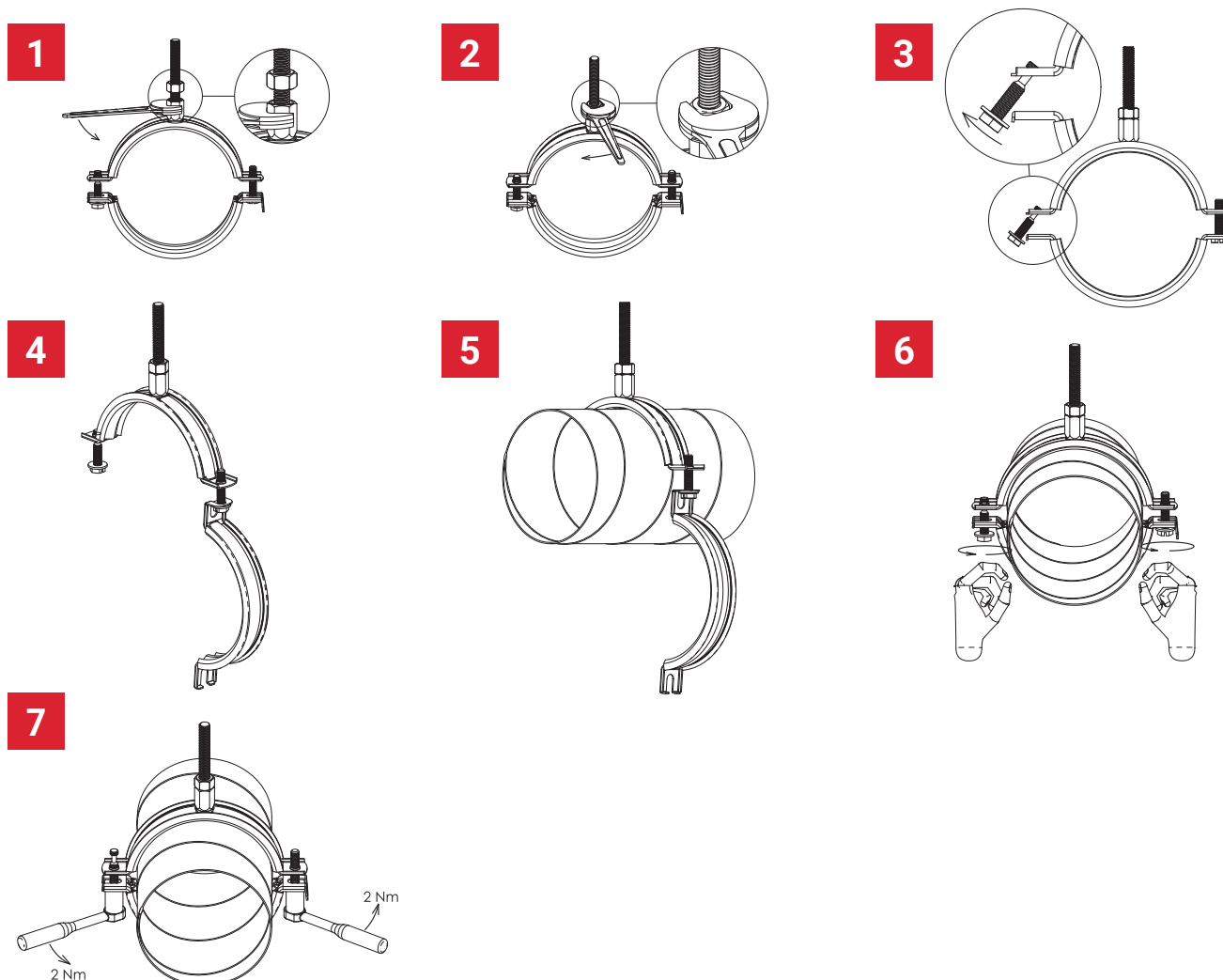
nVent CADDY Macrofix Ventilation Duct Clamp – Insulated



COMPETITIVE ADVANTAGES


| Feature/Benefit | nVent CADDY Macrofix | Competitor | | | | |
|--|----------------------|------------|-----|-----|-----|-----|
| | | "W" | "M" | "S" | "H" | "F" |
| Return-lip on the hanger prevents the rubber from detaching, eliminating rework during installation and limiting time spent in the air | ✓ | ✓ | ✗ | ✓ | ✓ | ✗ |
| Combo head bolt works with slotted, hex, or Phillips drivers | ✓ | ✗ | ✗ | ✗ | ✗ | ✗ |
| Longer ears position the screw farther from the hanger, improving tool clearance when the screw is driven down | ✓ | ✗ | ✗ | ✗ | ✗ | ✗ |
| Combination nut can be attached to M8 or M10 threaded rod, simplifying material handling (all sizes) | ✓ | ✗ | ✗ | ✗ | ✗ | ✓ |
| Blue sidewall accents the rubber and provides an aesthetically pleasing alternative to standard commodity hangers | ✓ | ✗ | ✗ | ✗ | ✗ | ✗ |
| Increased opening angle easily accommodates all standard-sized spiral ducts (sizes up to 600 mm) | ✓ | ✗ | ✗ | ✗ | ✗ | ✗ |
| Quick locking system prevents the hanger from accidentally opening when duct is moved or adjusted (sizes up to 600 mm) | ✓ | ✗ | ✗ | ✗ | ✗ | ✗ |
| Category II noise reduction according to DIN EN ISO 3822-1 | ✓ | ✗ | ✗ | ✓ | ✓ | ✓ |
| Compliant for sound insulation design according to DIN 4109 | ✓ | ✗ | ✗ | ✓ | ✓ | ✓ |
| Reaction-to-fire classification is "E" in compliance with DIN EN 13501-1:2010-01 | ✓ | ✗ | ✗ | ✗ | ✗ | ✗ |

INSTALLATION STEPS



nVent CADDY Macrofix Ventilation Solutions

nVent CADDY Macrofix Ventilation Duct Clamp – Insulated



FEATURES

- Complete hanger assembly comes out of the box ready to install (sizes up to 600 mm)
- Increased opening angle easily accommodates all standard-sized spiral ducts (sizes up to 600 mm)
- Quick locking system prevents the hanger from accidentally opening when duct is moved or adjusted (sizes up to 600 mm)
- Quick locking system easily closes with one hand (sizes up to 600 mm)
- Thread impression retains quick locking captive screw and prevents it from falling out during installation
- Return-lip on the hanger prevents the rubber from detaching, eliminating rework during installation
- Combo head bolt works with slotted, hex, or Phillips drivers
- Longer ears position the screw farther from the hanger, improving tool clearance when the screw is tightened
- Combination nut can be attached to M8 or M10 threaded rod, simplifying material handling
- Category II noise reduction according to DIN EN ISO 3822-1
- Compliant for sound insulation design according to DIN 4109
- Reaction-to-fire classification is "E" in compliance with DIN EN 13501-1

Material: EPDM-SBR Rubber; Steel
 Finish: Electrogalvanized
 Temperature: -50 to 110°C



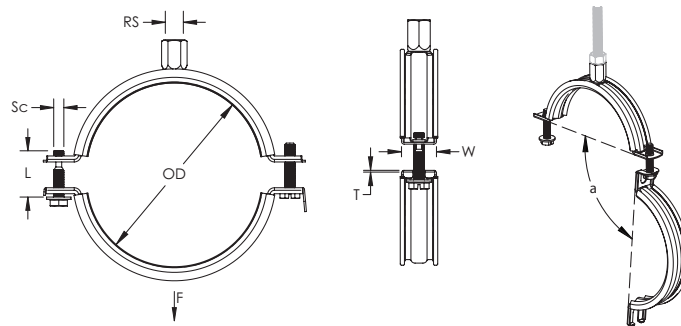
| Part Number | Article Number | Outer Diameter OD | Rod Size RS | Width W | Thickness T | Screw Diameter Sc | Screw Length L | Angle a | Static Load F |
|-------------|----------------|-------------------|-------------|---------|-------------|-------------------|----------------|---------|---------------|
| MFVI0080EG | 586601 | 80 mm | M8, M10 | 20 mm | 1.00 mm | M6 | 27 mm | 80° | 750 N |
| MFVI0100EG | 586603 | 100 mm | M8, M10 | 20 mm | 1.00 mm | M6 | 27 mm | 80° | 750 N |
| MFVI0112EG | 586604 | 112 mm | M8, M10 | 20 mm | 1.00 mm | M6 | 27 mm | 80° | 750 N |
| MFVI0125EG | 586605 | 125 mm | M8, M10 | 20 mm | 1.00 mm | M6 | 27 mm | 80° | 750 N |
| MFVI0140EG | 586606 | 140 mm | M8, M10 | 20 mm | 1.00 mm | M6 | 40 mm | 80° | 750 N |
| MFVI0150EG | 586607 | 150 mm | M8, M10 | 20 mm | 1.00 mm | M6 | 40 mm | 80° | 750 N |
| MFVI0160EG | 586608 | 160 mm | M8, M10 | 20 mm | 1.00 mm | M6 | 40 mm | 80° | 750 N |
| MFVI0180EG | 586609 | 180 mm | M8, M10 | 20 mm | 1.00 mm | M6 | 40 mm | 80° | 750 N |
| MFVI0200EG | 586610 | 200 mm | M8, M10 | 20 mm | 1.00 mm | M6 | 40 mm | 80° | 750 N |
| MFVI0224EG | 586611 | 224 mm | M8, M10 | 21 mm | 1.25 mm | M6 | 40 mm | 80° | 750 N |
| MFVI0250EG | 586612 | 250 mm | M8, M10 | 21 mm | 1.25 mm | M6 | 40 mm | 80° | 750 N |
| MFVI0280EG | 586613 | 280 mm | M8, M10 | 21 mm | 1.25 mm | M6 | 40 mm | 80° | 750 N |
| MFVI0300EG | 586614 | 300 mm | M8, M10 | 21 mm | 1.25 mm | M6 | 40 mm | 80° | 750 N |
| MFVI0315EG | 586615 | 315 mm | M8, M10 | 21 mm | 1.25 mm | M6 | 40 mm | 80° | 750 N |
| MFVI0355EG | 586616 | 355 mm | M8, M10 | 21 mm | 1.25 mm | M6 | 40 mm | 80° | 750 N |
| MFVI0400EG | 586617 | 400 mm | M8, M10 | 21 mm | 1.25 mm | M6 | 40 mm | 80° | 750 N |
| MFVI0450EG | 586618 | 450 mm | M8, M10 | 21 mm | 1.50 mm | M6 | 40 mm | 80° | 900 N |
| MFVI0500EG | 586619 | 500 mm | M8, M10 | 21 mm | 1.50 mm | M6 | 40 mm | 80° | 900 N |

nVent CADDY Macrofix Ventilation Solutions


nVent CADDY Macrofix Ventilation Duct Clamp – Insulated

| Part Number | Article Number | Outer Diameter OD | Rod Size RS | Width W | Thickness T | Screw Diameter Sc | Screw Length L | Angle a | Static Load F |
|-------------|----------------|-------------------|-------------|---------|-------------|-------------------|----------------|---------|---------------|
| MFVI0560EG | 586620 | 560 mm | M8, M10 | 21 mm | 1.50 mm | M6 | 40 mm | 80° | 900 N |
| MFVI0600EG | 586621 | 600 mm | M8, M10 | 21 mm | 1.50 mm | M6 | 40 mm | 80° | 900 N |
| MFVI0630EG | 586622 | 630 mm | M8, M10 | 23 mm | 1.75 mm | M6 | 40 mm | – | 1,150 N |
| MFVI0710EG | 586623 | 710 mm | M8, M10 | 23 mm | 1.75 mm | M6 | 40 mm | – | 1,150 N |
| MFVI0800EG | 586624 | 800 mm | M8, M10 | 23 mm | 1.75 mm | M6 | 40 mm | – | 1,150 N |
| MFVI0900EG | 586625 | 900 mm | M8, M10 | 23 mm | 1.75 mm | M6 | 40 mm | – | 1,150 N |
| MFVI1000EG | 586626 | 1,000 mm | M8, M10 | 23 mm | 2.00 mm | M6 | 40 mm | – | 1,400 N |
| MFVI1120EG | 586627 | 1,120 mm | M8, M10 | 23 mm | 2.00 mm | M6 | 40 mm | – | 1,400 N |
| MFVI1250EG | 586628 | 1,250 mm | M8, M10 | 23 mm | 2.00 mm | M6 | 40 mm | – | 1,400 N |

Lining is EPDM rubber.



Works great with



C-Channels



Nuts and T-Bolts



Cantilever Arms



Accessories

nVent CADDY Macrofix Ventilation Solutions

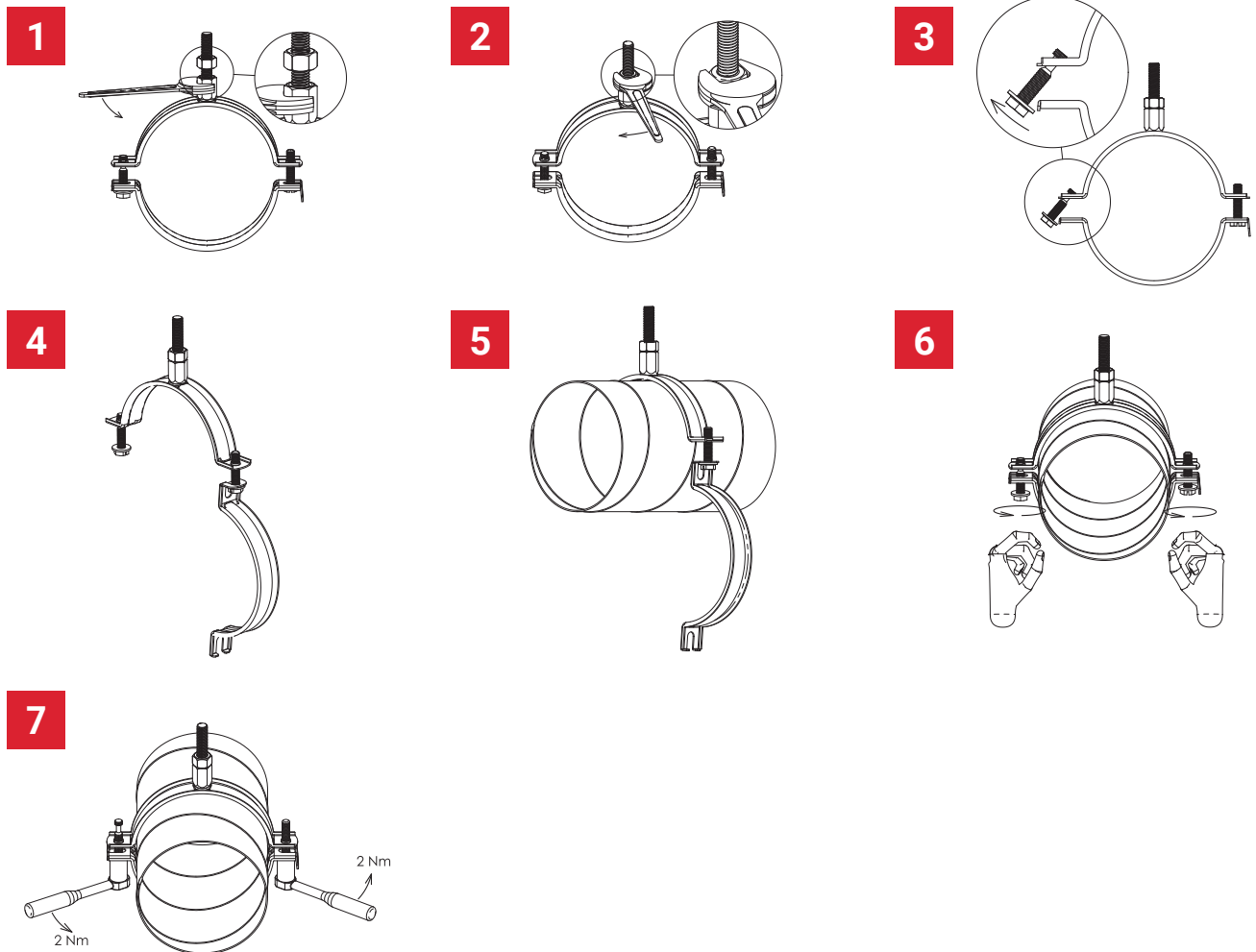
nVent CADDY Macrofix Ventilation Duct Clamp – Non-Insulated



COMPETITIVE ADVANTAGES

| Feature/Benefit | nVent CADDY Macrofix | Competitor | | | | |
|--|----------------------|------------|-----|-----|-----|-----|
| | | “W” | “M” | “S” | “H” | “F” |
| Combo head bolt works with slotted, hex, or Phillips drivers | ✓ | ✗ | ✓ | ✗ | ✗ | ✗ |
| Longer ears position the screw farther from the hanger, improving tool clearance when the screw is driven down | ✓ | ✗ | ✗ | ✗ | ✗ | ✗ |
| Combination nut can be attached to M8 or M10 threaded rod, simplifying material handling (all sizes) | ✓ | ✗ | ✗ | ✗ | ✗ | ✗ |
| Increased opening angle easily accommodates all standard-sized spiral ducts (sizes up to 600 mm) | ✓ | ✗ | ✗ | ✗ | ✗ | ✗ |
| Quick locking system prevents the hanger from accidentally opening when duct is moved or adjusted (sizes up to 600 mm) | ✓ | ✗ | ✗ | ✗ | ✗ | ✗ |

INSTALLATION STEPS



nVent CADDY Macrofix Ventilation Solutions

nVent CADDY Macrofix Ventilation Duct Clamp – Non-Insulated



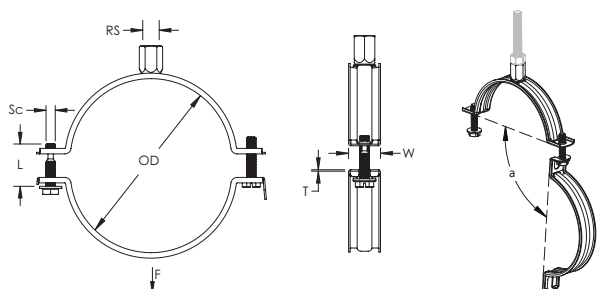
FEATURES

- Complete hanger assembly comes out of the box ready to install (sizes up to 600 mm)
- Increased opening angle easily accommodates all standard-sized spiral ducts (sizes up to 600 mm)
- Quick locking system prevents the hanger from accidentally opening when duct is moved or adjusted (sizes up to 600 mm)
- Quick locking system easily closes with one hand (sizes up to 600 mm)
- Thread impression retains quick locking captive screw and prevents it from falling out during installation
- Combo head bolt works with slotted, hex, or Phillips drivers
- Longer ears position the screw farther from the hanger, improving tool clearance when the screw is tightened
- Combination nut can be attached to M8 or M10 threaded rod, simplifying material handling

Material: Steel
 Finish: Electrogalvanized
 Temperature: -50 to 110°C



| Part Number | Article Number | Outer Diameter OD | Rod Size RS | Width W | Thickness T | Screw Diameter Sc | Screw Length L | Angle a | Static Load F | Certifications |
|-------------|----------------|-------------------|-------------|---------|-------------|-------------------|----------------|---------|---------------|----------------|
| MFVN0100EG | 586503 | 100 mm | M8, M10 | 20 mm | 1.00 mm | M6 | 27 mm | 80° | 775 N | RAL-GZ 655 |
| MFVN0125EG | 586505 | 125 mm | M8, M10 | 20 mm | 1.00 mm | M6 | 27 mm | 80° | 775 N | RAL-GZ 655 |
| MFVN0140EG | 586506 | 140 mm | M8, M10 | 20 mm | 1.00 mm | M6 | 40 mm | 80° | 775 N | RAL-GZ 655 |
| MFVN0150EG | 586507 | 150 mm | M8, M10 | 20 mm | 1.00 mm | M6 | 40 mm | 80° | 775 N | RAL-GZ 655 |
| MFVN0160EG | 586508 | 160 mm | M8, M10 | 20 mm | 1.00 mm | M6 | 40 mm | 80° | 775 N | RAL-GZ 655 |
| MFVN0180EG | 586509 | 180 mm | M8, M10 | 20 mm | 1.00 mm | M6 | 40 mm | 80° | 775 N | RAL-GZ 655 |
| MFVN0200EG | 586510 | 200 mm | M8, M10 | 20 mm | 1.00 mm | M6 | 40 mm | 80° | 775 N | RAL-GZ 655 |
| MFVN0224EG | 586511 | 224 mm | M8, M10 | 21 mm | 1.25 mm | M6 | 40 mm | 80° | 1,000 N | RAL-GZ 655 |
| MFVN0250EG | 586512 | 250 mm | M8, M10 | 21 mm | 1.25 mm | M6 | 40 mm | 80° | 1,000 N | RAL-GZ 655 |
| MFVN0315EG | 586515 | 315 mm | M8, M10 | 21 mm | 1.25 mm | M6 | 40 mm | 80° | 1,000 N | RAL-GZ 655 |
| MFVN0355EG | 586516 | 355 mm | M8, M10 | 21 mm | 1.25 mm | M6 | 40 mm | 80° | 1,000 N | RAL-GZ 655 |
| MFVN0400EG | 586517 | 400 mm | M8, M10 | 21 mm | 1.25 mm | M6 | 40 mm | 80° | 1,000 N | RAL-GZ 655 |
| MFVN0450EG | 586518 | 450 mm | M8, M10 | 21 mm | 1.50 mm | M6 | 40 mm | 80° | 900 N | - |
| MFVN0500EG | 586519 | 500 mm | M8, M10 | 21 mm | 1.50 mm | M6 | 40 mm | 80° | 900 N | - |
| MFVN0630EG | 586522 | 630 mm | M8, M10 | 23 mm | 1.75 mm | M6 | 40 mm | - | 1,150 N | - |
| MFVN0800EG | 586524 | 800 mm | M8, M10 | 23 mm | 1.75 mm | M6 | 40 mm | - | 1,150 N | - |
| MFVN1000EG | 586526 | 1,000 mm | M8, M10 | 23 mm | 2.00 mm | M6 | 40 mm | - | 1,400 N | - |



Works great with



Sound and Vibration Insulators

nVent CADDY Macrofix Ventilation Solutions

Technical Information

WHICH CLAMP FIT WHICH DUCT?

Steel

| ø Duct D [DN, NB] | Steel Ducts - Spiral | nVent CADDY | |
|----------------------|--|--------------------------------|------------------------------------|
| | DIN EN 1506:2007-09 and EN 12237 (replace DIN 24147) | Macrofix Ventilation Insulated | Macrofix Ventilation Non-Insulated |
| | ø Outside D mm | | |
| 80 | 80 | 586601 | - |
| 100 | 100 | 586603 | 586503 |
| 125 | 125 | 586605 | 586505 |
| 140 | 140 | 586606 | 586506 |
| 150 | 150 | 586607 | 586507 |
| 160 | 160 | 586608 | 586508 |
| 180 | 180 | 586609 | 586509 |
| 200 | 200 | 586610 | 586510 |
| 224 | 224 | 586611 | 586511 |
| 250 | 250 | 586612 | 586512 |
| 280 | 280 | 586613 | 586513 |
| 300 | 300 | 586614 | - |
| 315 | 315 | 586615 | 586515 |
| 355 | 355 | 586616 | 586516 |
| 400 | 400 | 586617 | 586517 |
| 450 | 450 | 586618 | 586518 |
| 500 | 500 | 586619 | 586519 |
| 560 | 560 | 586620 | - |
| 600 | 600 | 586621 | 586521 |
| 630 | 630 | 586622 | 586522 |
| 710 | 710 | 586623 | - |
| 800 | 800 | 586624 | 586524 |
| 900 | 900 | 586625 | - |
| 1000 | 1000 | 586626 | 586526 |
| 1120 | 1120 | 586627 | - |
| 1250 | 1250 | 586628 | - |

 Load capacity allows to use duct's max span.

Note 1: The Maximum hanger span depends on the specific duct-type and manufacturer.

Note 2: Circular ducts are standardized according to DIN 1506. The sizes shown in bold font come from the closed DIN 24145 but are still in use.

Note 3: All Macrofix Ranges above allow to use the duct's max span.

Index

| Article Number | Part Number | Page |
|----------------|-------------|------|
| 586201 | MFE015 | 6 |
| 586202 | MFE019 | 6 |
| 586203 | MFE025 | 6 |
| 586204 | MFE031 | 6 |
| 586205 | MFE037 | 6 |
| 586206 | MFE044 | 6 |
| 586207 | MFE050 | 6 |
| 586208 | MFE058 | 6 |
| 586209 | MFE068 | 6 |
| 586001 | MFD015 | 8 |
| 586002 | MFD019 | 8 |
| 586003 | MFD025 | 8 |
| 586004 | MFD031 | 8 |
| 586005 | MFD037 | 8 |
| 586006 | MFD044 | 8 |
| 586007 | MFD050 | 8 |
| 586008 | MFD058 | 8 |
| 586009 | MFD068 | 8 |
| 586010 | MFD078 | 8 |
| 586011 | MFD088 | 8 |
| 586012 | MFD098 | 8 |
| 586013 | MFD108 | 8 |
| 586014 | MFD118 | 8 |
| 586015 | MFD128 | 8 |
| 586016 | MFD138 | 8 |
| 586017 | MFD148 | 8 |
| 586018 | MFD160 | 8 |
| 586019 | MFD170 | 8 |
| 586020 | MFD200 | 8 |
| 586021 | MFD215 | 9 |
| 586022 | MFD225 | 9 |
| 586023 | MFD250 | 9 |

| Article Number | Part Number | Page |
|----------------|-------------|------|
| 586024 | MFD275 | 9 |
| 586025 | MFD319 | 9 |
| 586101 | MFN019EG | 11 |
| 586102 | MFN023EG | 11 |
| 586103 | MFN029EG | 11 |
| 586104 | MFN035EG | 11 |
| 586105 | MFN041EG | 11 |
| 586106 | MFN048EG | 11 |
| 586107 | MFN054EG | 11 |
| 586108 | MFN062EG | 11 |
| 586109 | MFN072EG | 11 |
| 586110 | MFN083EG | 11 |
| 586111 | MFN093EG | 11 |
| 586112 | MFN103EG | 11 |
| 586113 | MFN113EG | 11 |
| 586114 | MFN123EG | 11 |
| 586115 | MFN133EG | 11 |
| 586116 | MFN143EG | 11 |
| 586117 | MFN153EG | 11 |
| 586118 | MFN165EG | 11 |
| 586119 | MFN175EG | 11 |
| 586120 | MFN205EG | 11 |
| 586121 | MFN220EG | 11 |
| 586122 | MFN230EG | 11 |
| 586123 | MFN255EG | 11 |
| 586124 | MFN280EG | 11 |
| 586125 | MFN324EG | 11 |
| 586701 | MFP015 | 13 |
| 586702 | MFP019 | 13 |
| 586703 | MFP025 | 13 |
| 586704 | MFP031 | 13 |
| 586705 | MFP037 | 13 |

| Article Number | Part Number | Page |
|----------------|-------------|------|
| 586706 | MFP044 | 13 |
| 586707 | MFP051 | 13 |
| 586708 | MFP058 | 13 |
| 586709 | MFP068 | 13 |
| 586710 | MFP078 | 13 |
| 586711 | MFP088 | 13 |
| 586712 | MFP098 | 13 |
| 586713 | MFP108 | 13 |
| 586714 | MFP118 | 13 |
| 586715 | MFP128 | 13 |
| 586716 | MFP138 | 13 |
| 586717 | MFP148 | 13 |
| 586718 | MFP160 | 13 |
| 586719 | MFP170 | 13 |
| 586720 | MFP200 | 13 |
| 586721 | MFP215 | 13 |
| 586801 | MFZ019 | 15 |
| 586802 | MFZ023 | 15 |
| 586803 | MFZ029 | 15 |
| 586804 | MFZ035 | 15 |
| 586805 | MFZ041 | 15 |
| 586806 | MFZ048 | 15 |
| 586807 | MFZ055 | 15 |
| 586808 | MFZ062 | 15 |
| 586809 | MFZ072 | 15 |
| 586810 | MFZ083 | 15 |
| 586811 | MFZ093 | 15 |
| 586812 | MFZ103 | 15 |
| 586813 | MFZ113 | 15 |
| 586814 | MFZ123 | 15 |
| 586815 | MFZ133 | 15 |
| 586816 | MFZ143 | 15 |

Index

| Article Number | Part Number | Page |
|----------------|-------------|------|
| 586817 | MFZ153 | 15 |
| 586821 | MFZ220 | 15 |
| 586601 | MFVI0080EG | 25 |
| 586603 | MFVI0100EG | 25 |
| 586604 | MFVI0112EG | 25 |
| 586605 | MFVI0125EG | 25 |
| 586606 | MFVI0140EG | 25 |
| 586607 | MFVI0150EG | 25 |
| 586608 | MFVI0160EG | 25 |
| 586609 | MFVI0180EG | 25 |
| 586610 | MFVI0200EG | 25 |
| 586611 | MFVI0224EG | 25 |
| 586612 | MFVI0250EG | 25 |
| 586613 | MFVI0280EG | 25 |
| 586614 | MFVI0300EG | 25 |
| 586615 | MFVI0315EG | 25 |
| 586616 | MFVI0355EG | 25 |
| 586617 | MFVI0400EG | 25 |
| 586618 | MFVI0450EG | 25 |
| 586628 | MFVI1250EG | 26 |
| 586503 | MFVN0100EG | 28 |
| 586505 | MFVN0125EG | 28 |
| 586506 | MFVN0140EG | 28 |
| 586507 | MFVN0150EG | 28 |
| 586508 | MFVN0160EG | 28 |
| 586509 | MFVN0180EG | 28 |
| 586510 | MFVN0200EG | 28 |
| 586511 | MFVN0224EG | 28 |
| 586512 | MFVN0250EG | 28 |
| 586515 | MFVN0315EG | 28 |
| 586516 | MFVN0355EG | 28 |
| 586517 | MFVN0400EG | 28 |

| Article Number | Part Number | Page |
|----------------|-------------|------|
| 586518 | MFVN0450EG | 28 |
| 586519 | MFVN0500EG | 28 |
| 586522 | MFVN0630EG | 28 |
| 586524 | MFVN0800EG | 28 |
| 586526 | MFVN1000EG | 28 |

Our powerful portfolio of brands:

CADDY ERICO HOFFMAN RAYCHEM SCHROFF TRACER



[nVent.com/CADDY](https://www.nVent.com/CADDY)