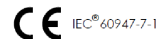


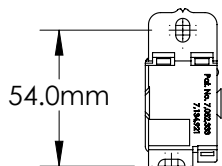
UD80A 569010

NOTE:

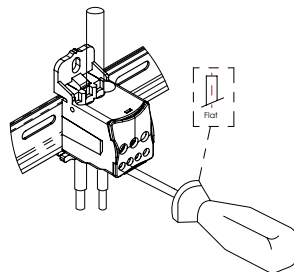
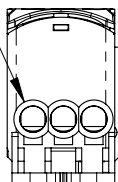
1. Tighten screws of all unused galleries to the specified torque above.
2. For multiple phase assemblies, join blocks together before installing on DIN Profile.
3. The input must be fixed or maintained at approximately 15cm from the block.



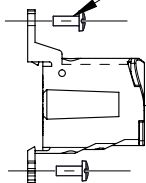
I = 80A
 Ui = 1000V AC/DC
 Uimp = 12kV
 Ipk = 22kA
 Icw = 3kA rms @ 1 sec



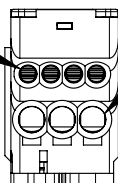
Size	Torque	Strip Length
OR		
6...16 mm ²	3.5N.m	17.0mm



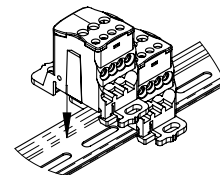
4.5mm M5



Size	Torque	Strip Length
OR		
2.5...6mm ²	1.2N.m	10.2mm



Size	Torque	Strip Length
OR		
2.5...16mm ²	3.5N.m	17.0mm



WARNING:

1. nVent products shall be installed and used only as indicated in nVent product instruction sheets and training materials. Instruction sheets are available at www.nVent.com and from your nVent customer service representative.
2. nVent products must never be used for a purpose other than the purpose for which they were designed or in a manner that exceeds specified load ratings.
3. All instructions must be **completely** followed to ensure proper and safe installation and performance.
4. Improper installation, misuse, misapplication or other failure to completely follow nVent's instructions and warnings may cause product malfunction, property damage, serious bodily injury and/or death, and void your warranty.

SAFETY INSTRUCTIONS:

All governing codes and regulations and those required by the job site must be observed. Always use appropriate safety equipment such as eye protection, hard hat, and gloves as appropriate to the application.

nVent, CADDY, ERICO CADWELD, ERICO CRITEC, ERICO, ERIFLEX, and LENTON are owned by nVent or its global affiliates. All other trademarks are the property of their respective owners. nVent reserves the right to change specifications without prior notice.



TECHNICAL SUPPORT
www.nVent.com

IP7802_M

1 OF 2

© 2004-2018 nVent All Rights Reserved



UD80A 569010

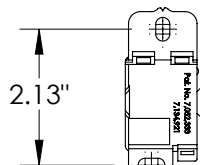
***For Short Circuit Current Rating up to 100kA see UL file E198301**



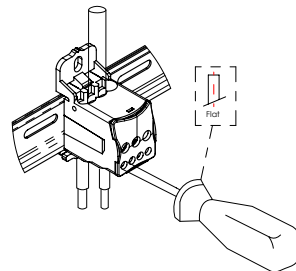
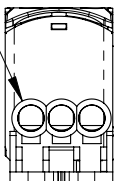
I = 85A
Ui = 600V AC/DC

NOTE:

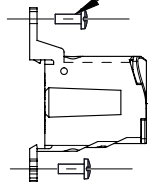
1. Tighten screws of all unused galleries to the specified torque above.
2. For multiple phase assemblies, join blocks together before installing on DIN Profile.
3. When protected by 200 ampere Class J or T fuse, this terminal block is rated for use on a circuit capable of delivering no more than 100kArms symmetrical amperes, 600 volts maximum.
4. The conduit ends shall be provided with a plastic conduit bushing.



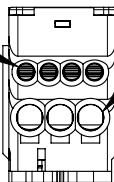
Size*	Torque	Strip Length
16...4 AWG	19.5 in-lbs	0.36 in



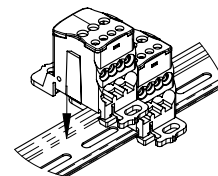
0.18" #10



Size*	Torque	Strip Length
16...8 AWG	10.6 in-lbs	0.40 in



Size*	Torque	Strip Length
16...4 AWG	19.5 in-lbs	0.36 in



nVent, CADDY, ERICO CADWELD, ERICO CRITEC, ERICO, ERIFLEX, and LENTON are owned by nVent or its global affiliates. All other trademarks are the property of their respective owners. nVent reserves the right to change specifications without prior notice.



TECHNICAL SUPPORT
www.nVent.com

IP7802_M

2 OF 2

© 2004-2018 nVent All Rights Reserved

