

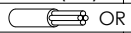


# UDF250

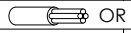


## 569041

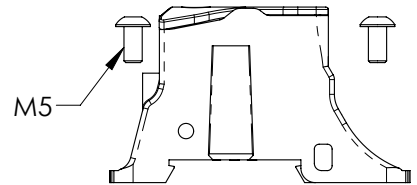
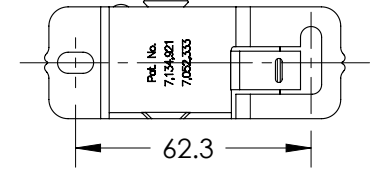
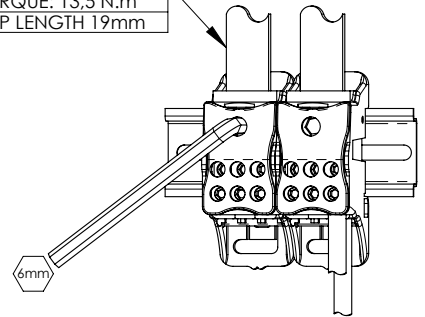
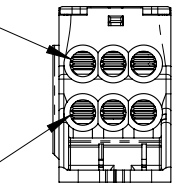
**ERIFLEX  
FLEXIBAR**  
 3X9X0.8 - 6X9X0.8  
 3X13X0.5 - 6X13X0.5  
 2X15.5X0.8 - 6X15.5X0.8  
 TORQUE: 13,5 N.m  
 STRIP LENGTH 19mm

**CE** IEC® 60947-7-1

I: 250A  
 Ui: 1000V AC/DC  
 Uimp: 12kV  
 Ipk: 30kA  
 Icw: 9kA rms 1s

SIZE (3X)	TORQUE	STRIP LENGTH	
 OR  *			
2,5...16 mm <sup>2</sup>	3,5 N.m	8,9 mm	3mm

SIZE (3X)	TORQUE	STRIP LENGTH	
 OR  *			
2,5...16 mm <sup>2</sup>	3,5 N.m	11,4 mm	3mm



- NOTE:**
1. Tighten screws of all unused galleries to the specified torque above.
  2. For multiple phase assemblies, join blocks together before installing on DIN Profile.
  3. The input conductor must be fixed or maintained at approximately 15cm from the blocks.
  4. \* When using 16mm<sup>2</sup> cables with insulated ferrules only two can be used in each row.

IEC is a registered trademark of International Electrotechnical Commission

**WARNING:**

1. nVent products shall be installed and used only as indicated in nVent product instruction sheets and training materials. Instruction sheets are available at [www.nVent.com](http://www.nVent.com) and from your nVent customer service representative.
2. nVent products must never be used for a purpose other than the purpose for which they were designed or in a manner that exceeds specified load ratings.
3. All instructions must be **completely** followed to ensure proper and safe installation and performance.
4. Improper installation, misuse, misapplication or other failure to completely follow nVent's instructions and warnings may cause product malfunction, property damage, serious bodily injury and/or death, and void your warranty.

**SAFETY INSTRUCTIONS:**

All governing codes and regulations and those required by the job site must be observed.  
 Always use appropriate safety equipment such as eye protection, hard hat, and gloves as appropriate to the application.

nVent, nVent CADDY, nVent ERICO Cadweld, nVent ERICO Critec, nVent ERICO, nVent ERIFLEX, and nVent LENTON are owned by nVent or its global affiliates. All other trademarks are the property of their respective owners. nVent reserves the right to change specifications without prior notice.



TECHNICAL SUPPORT  
[www.nVent.com](http://www.nVent.com)

IP8106\_F

1 OF 2

© 2010-2019 nVent All Rights Reserved


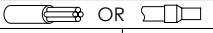




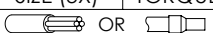

# UDF250

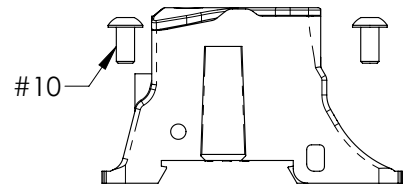
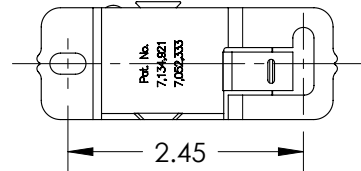
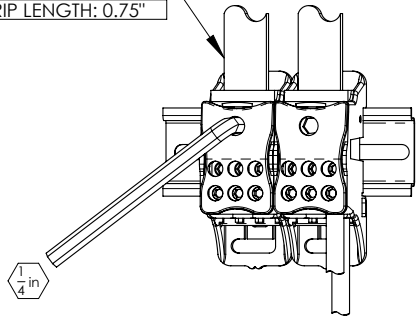
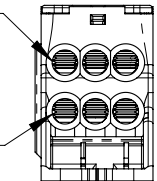
## 569041

**CU** US <sup>®</sup> UL 1059  
**250A**  
**600V AC/DC**  
**Short-Circuit Current Rated 100 kA**

**ERIFLEX**  
**FLEXIBAR**  
 3X9X0.8 - 6X9X0.8  
 3X13X0.5 - 6X13X0.5  
 2X15.5X0.8 - 6X15.5X0.8  
 TORQUE: 120 in-lbs  
 STRIP LENGTH: 0.75"

SIZE (3X)	TORQUE	STRIP LENGTH	
 OR 			
14...4 AWG	31.0 in-lbs	.35 in	1/8 in

SIZE (3X)	TORQUE	STRIP LENGTH	
 OR 			
14...4 AWG	31.0 in-lbs	.45 in	1/8 in



- NOTE:**
1. Tighten screws of all unused galleries to the specified torque above.
  2. For multiple phase assemblies, join blocks together before installing on DIN Profile
  3. For conditions of use applicable to Short-Circuit Current Rating up to 100kA see UL file E198301

UL is a registered trademark of Underwriters Laboratories, Inc  
 cURus is a registered Recognized Component Mark of Underwriters Laboratories, Inc

**WARNING:**

1. nVent products shall be installed and used only as indicated in nVent product instruction sheets and training materials. Instruction sheets are available at [www.nVent.com](http://www.nVent.com) and from your nVent customer service representative.
2. nVent products must never be used for a purpose other than the purpose for which they were designed or in a manner that exceeds specified load ratings.
3. All instructions must be completely followed to ensure proper and safe installation and performance.
4. Improper installation, misuse, misapplication or other failure to completely follow nVent's instructions and warnings may cause product malfunction, property damage, serious bodily injury and/or death, and void your warranty.

**SAFETY INSTRUCTIONS:**

All governing codes and regulations and those required by the job site must be observed.  
 Always use appropriate safety equipment such as eye protection, hard hat, and gloves as appropriate to the application.

nVent, nVent CADDY, nVent ERICO Cadweld, nVent ERICO Critec, nVent ERICO, nVent ERIFLEX, and nVent LENTON are owned by nVent or its global affiliates. All other trademarks are the property of their respective owners. nVent reserves the right to change specifications without prior notice.



TECHNICAL SUPPORT  
[www.nVent.com](http://www.nVent.com)

IP8106\_F

2 OF 2

© 2010-2019 nVent All Rights Reserved

