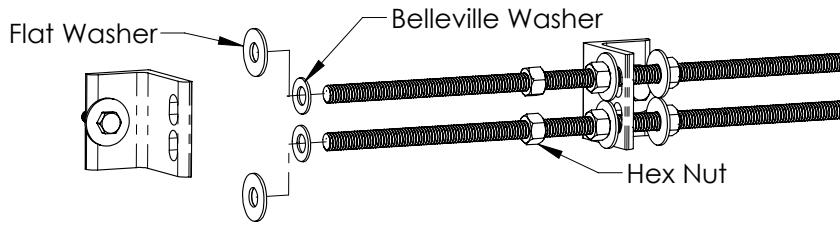
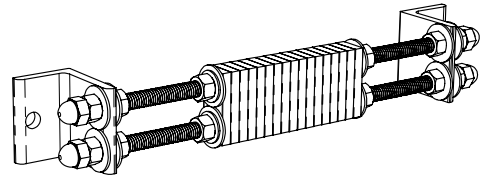
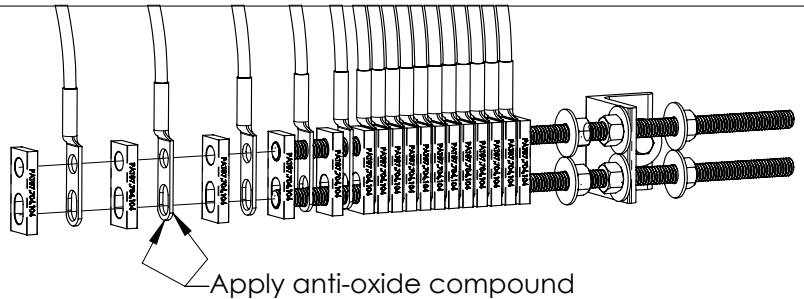


# TDSGAWB Series Grounding Bus

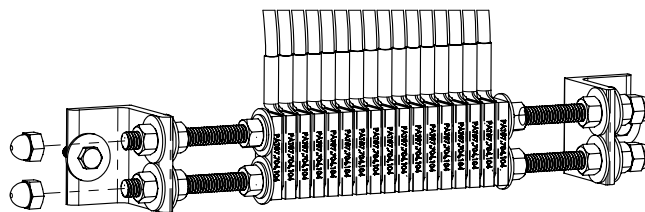
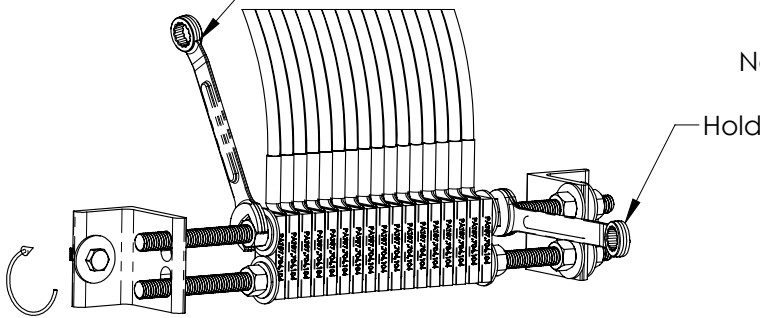


Apply a coating of anti-oxide compound to both sides of the lug(s) prior to installation.



Apply 20 ft-lbs [27N-m] (max)

Note: In the absence of a torque wrench, snug nuts and tighten 1/4 turn. (Figure 6)



The grounding bus must be electrically connected to the grounding system. When using a CADWELD® exothermic connection, remove any coatings, platings or galvanizing prior to making the connection. After the connection is made, cover any exposed steel with cold galvanized coating (T372A, T358 or equivalent).

**WARNING:**

1. ERICO products shall be installed and used only as indicated in ERICO product instruction sheets and training materials. Instruction sheets are available at [www.erico.com](http://www.erico.com) and from your ERICO customer service representative.
2. ERICO products must never be used for a purpose other than the purpose for which they were designed or in a manner that exceeds specified load ratings.
3. All instructions must be completely followed to ensure proper and safe installation and performance.
4. Improper installation, misuse, misapplication or other failure to completely follow ERICO's instructions and warnings may cause product malfunction, property damage, serious bodily injury and death.

**SAFETY INSTRUCTIONS:**

All governing codes and regulations and those required by the job site must be observed. Always use appropriate safety equipment such as eye protection, hard hat, and gloves as appropriate to the application.

CADDY, CADWELD, CRITEC, ERICO, ERIFLEX, ERITECH, and LENTON are registered trademarks of ERICO International Corporation.

