



IBS & IBSB ADVANCED

Halogen-free – Low smoke – Flame retardant Insulated Braided Conductor for Circuit Breakers



CIRCUIT BREAKER CONNECTIONS TABLE

Circuit Breaker Compatibility									
Circuit Breaker Current Rating	125/160 A		250 A		300 A	350 A	400 A	500 A	630 A
Insulated Braided conductor type	IBSB ADV 25x	IBSB ADV 25x	IBSB ADV 50x	IBSB ADV 50x	IBSB ADV 70x	IBSB ADV 100x	IBSB ADV 120x	IBSB ADV 185x	IBSB ADV 240x
Schneider Electric® Compact® (IEC)	NSA NG 125	NSX 100 NSX 160	NSX 250	NSX 250	NSX 400	NSX 400	NSX 400	NSX 630	NSX 630
Square D® PowerPact® (UL)	H-Frame	J-Frame	J-Frame	J-Frame	L-Frame	L-Frame	L-Frame	–	–
ABB® Tmax® (IEC)	T1 T2 XT1 XT2	–	T3 XT3 XT4	T3 XT3 XT4	T4	T4	T5	T5	T5
ABB® Tmax® (UL)	T1 T2 XT1 XT2	T3	T4 XT3 XT4	T4 XT3 XT4	T5	T5	T5	–	–
GE® Record Plus® (IEC/UL)	FD 160	FE 160	FE 250	FE 250	FG 400	FG 400	FG 400	FG 630	FG 630
Siemens® Sentron® (IEC/UL)	VL160X 3VL1 VL160 3VL2	–	VL250 3VL3	VL250 3VL3	VL400 3VL4	VL400 3VL4	VL400 3VL4	–	–
Moeller® xEnergy® (IEC)	NZM1	–	NZM2	NZM2	NZM3	NZM3	NZM3	NZM3	NZM3
Cutler Hammer® Series G (UL)	EG Frame	JG Frame	JG Frame	JG Frame	LG Frame	LG Frame	LG Frame	LG Frame	LG Frame
Legrand® (IEC)	DPX 160 DPX3 160	–	DPX 250 DPX3 250	DPX 250 DPX3 250	DPX 630	DPX 630	DPX 630	DPX 630	DPX 630
Hager® (IEC)	h3 160	–	h3 250	h3 250	h3 630	h3 630	–	–	–
Rockwell/Allen Bradley (UL)	G-Frame H-Frame	–	I-Frame J-Frame	I-Frame J-Frame	I-Frame J-Frame	–	K-Frame	K-Frame	–
Mitsubishi Electric (IEC)	–	NF125 NF160 DSN125 DSN160	NF250 DSN250	NF250 DSN250	–	NF400 DSN400	–	–	–
OEZ (IEC)	BC160N	–	BD250N BD250S	BD250N BD250S	BH630B BH630S	BH630B BH630S	BH630B BH630S	BH630B BH630S	BH630B BH630S

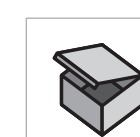
ACCESSORIES TABLE

Designation	Part N°	For insulated braided conductor type
	Spacer FS 24	IBSB ADV 25 / 50
	Spacer FS 32	IBSB ADV 25 / 50 / 70 / 100
	Spacer FS 32	IBSB ADV 120 / 185 / 240
	End Cover 20	IBSB ADV 25 / 50 and IBSB ADV 50 / 70
	End Cover 24	IBSB ADV 100
	End Cover 32	IBSB ADV 120 / 185 / 240

ADMISSIBLE CURRENTS TABLE

Insulated Braided conductor type	Cross Section mm ² (kcmil)	Maximum Ampacity Ratings							Current Coefficient	
		ΔT 30° C (A)	ΔT 40° C (A)	ΔT 45° C (A)	ΔT 50° C (A)	ΔT 55° C (A)	ΔT 60° C (A)	ΔT 70° C (A)		
IBSB ADV 25	25 (49.34)	116	134	142	150	157	164	177	1.6	2
IBS ADV 25	25 (49.34)	137	158	167	177	185	193	209	1.6	2
IBS ADV 50 IBSB ADV 50	50 (98.68)	213	246	260	274	288	301	325	1.6	2
IBSB ADV 70	70 (138.15)	226	261	277	291	306	319	345	1.6	2
IBSB ADV 100	100 (197.35)	298	344	365	385	404	422	456	1.6	2
IBSB ADV 120	120 (236.82)	363	419	444	468	491	513	554	1.6	2
IBSB ADV 185	185 (365.1)	416	480	509	537	563	588	635	1.6	2
IBSB ADV 240	240 (473.65)	556	642	681	718	753	786	849	1.6	2

PART NUMBER TABLE

Part Number									
Circuit Breaker Current Rating	125/160 A		250 A		300 A	350 A	400 A	500 A	630 A
L (mm)	IBSB ADV 25x	IBS ADV 25x	IBSB ADV 50x	IBS ADV 50x	IBSB ADV 70x	IBSB ADV 100x	IBSB ADV 120x	IBSB ADV 185x	IBSB ADV 240x
230	534400	534500	534407	534507	534414	534421	534428	–	–
330	534401	534501	534408	534508	534415	534422	534429	534435	534441
430	534402	534502	534409	534509	534416	534423	534430	534436	534442
530	534403	534503	534410	534510	534417	534424	534431	534437	534443
630	534404	534504	534411	534511	534418	534425	534432	534438	534444
830	534405	534505	534412	534512	534419	534426	534433	534439	534445
1030	534406	534506	534413	534513	534420	534427	534434	534440	534446
	10 pc	10 pc	10 pc	10 pc	10 pc	10 pc	2 pc	2 pc	2 pc

