

## Connection kits and accessories for XL-Trace Edge, IceStop and HWAT self-regulating heating cables

### PRODUCT OVERVIEW

The nVent RAYCHEM RayClic connection system is a simple, fast and reliable set of connection kits developed for select nVent RAYCHEM XL-Trace Edge, IceStop and HWAT self-regulating heating cables. There is no wire stripping needed because the insulation displacement connector makes the electrical connection.

The easy-to-install RayClic connection system reduces installation time, lowering the total installed cost of the heating cable system.

#### Simple

- No need for special tools
- Three-step installation

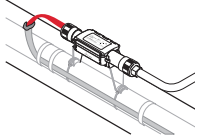
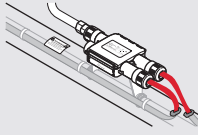
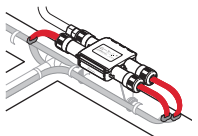
#### Reliable

- Intuitive installation
- Rugged, waterproof, UV-resistant enclosure

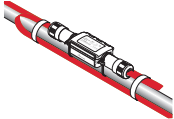
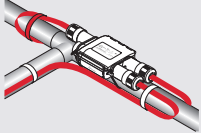
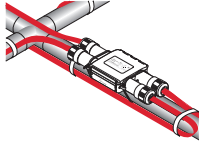
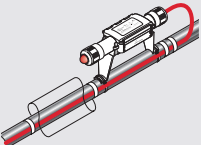
#### Cost-effective

- Quick installation


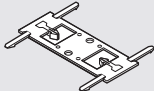
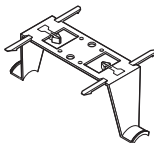
### POWERED CONNECTION KITS

Catalog number	Part number	Description
 <p><b>RayClic-PC</b></p>	233053-000	<p>The RayClic-PC connection kit can supply power to one heating cable. Each kit contains one RayClic-PC power connection, one RayClic-E end seal, and one SB-04 pipe mounting bracket. The kit includes 5' power lead wires and a conduit fitting; the junction box and flexible conduit required to make a complete connection are not included.</p> <p><b>Weight: 1.8 lb (0.8 kg)</b></p>
 <p><b>RayClic-PS</b></p>	861247-000	<p>The RayClic-PS connection kit can be used as a power connection kit for supplying power to two heating cables. Each kit contains one RayClic-PS powered splice connection, two RayClic-E end seals, and one SB-04 pipe mounting bracket. The kit includes 5' power lead wires and a conduit fitting. The junction box and flexible conduit required to make a complete connection are not included.</p> <p><b>Weight: 2.0 lb (0.9 kg)</b></p>
 <p><b>RayClic-PT</b></p>	804231-000	<p>The RayClic-PT connection kit can be used as a power connection kit for supplying power to three heating cables. Each kit contains one RayClic-PT powered tee connection, three RayClic-E end seals, and one SB-04 pipe mounting bracket. The kit includes 5' power lead wires and a conduit fitting. The junction box and flexible conduit required to make a complete connection are not included.</p> <p><b>Weight: 2.0 lb (0.9 kg)</b></p>

## UNPOWERED CONNECTION KITS

Catalog number	Part number	Description
<b>RayClic-S</b> 	559871-000	Splice kits are installed as needed to connect two heating cables together at one point. Each kit contains one the RayClic-S splice. <b>Weight: 1.3 lb (0.6 kg)</b>
<b>RayClic-T</b> 	014023-000	Tee kits are installed as needed to connect three heating cables together at one point. Each kit contains one the RayClic-T tee connection and one RayClic-E end seal. <b>Weight: 1.9 lb (0.9 kg)</b>
<b>RayClic-X</b> 	546349-000	RayClic-X kits are installed as needed to connect four heating cables together at one point. Each kit contains one RayClic-X cross and two RayClic-E end seals. <b>Weight: 2.0 lb (0.9 kg)</b>
<b>RayClic-LE</b> 	P000000770	Lighted end seal kits are installed wherever an end-of-line signal light is required. Each kit contains one RayClic-LE lighted end seal and one RayClic-SB pipe mounting bracket. <b>Weight: 1.8 lb (0.8 kg)</b>

## ACCESSORIES

Catalog number	Part number	Description
<b>RayClic-E</b> 	805979-000	The RayClic-E is a replacement end seal kit.
<b>RayClic-SB-02</b> 	852001-000	The RayClic-SB-02 is a wall mounting bracket for use with any RayClic connection kit.
<b>RayClic-SB-04</b> 	616809-000	The RayClic-SB-04 is a pipe mounting bracket for use with any RayClic connection kit. One pipe mounting bracket is included with each powered connection kit and the RayClic-LE lighted end seal kit.

## RAYCLIC SYSTEM SPECIFICATIONS

Rated voltage	120–277 V
Maximum circuit breaker size	30 A
Maximum exposure temperature	185°F (85°C) with XL-Trace Edge cable and 150°F (65°C) with IceStop and HWAT cables
Minimum installation temperature	0°F (–18°C)
Enclosure rating	NEMA 4X

## APPLICABLE PRODUCTS

XL-Trace Edge	3XLE1-CR, 3XLE2-CR, 5/8XLE1-CR/CT and 5/8/12XLE2-CR/CT
IceStop	GM-1XT, GM-1X, GM-2XT and GM-2X
HWAT	HWAT-R2, HWAT-P1

## APPROVALS

---

 718K Pipe Heating Cable

 877Z De-Icing and Snow Melting



Not UL Listed with XL-Trace Edge heating cable for buried piping



For IceStop (GM-XT) only  
Class I, Div. 2, Groups A, B, C, D

---

## DESIGN AND INSTALLATION

---

For proper design and installation of a RayClic connection system, use the appropriate product design guide and the installation instructions included with the connection kit.

## GROUND FAULT PROTECTION

---

To minimize the danger of fire from sustained electrical arcing if the heating cable is damaged or improperly installed, and to comply with the requirements of nVent, agency certifications, and national electrical codes, ground fault equipment protection must be used on each heating cable branch circuit. Arcing may not be stopped by conventional circuit protection. Many nVent RAYCHEM control and monitoring systems meet the ground fault protection requirement.

### North America

Tel +1.800.545.6258  
Fax +1.800.527.5703  
thermal.info@nVent.com



Our powerful portfolio of brands:

**CADDY ERICO HOFFMAN RAYCHEM SCHROFF TRACER**